

**DEWALT**<sup>®</sup>  
**GUARANTEED TOUGH.**<sup>®</sup>



**DEWALT**  
**CATALOGUE**  
**2023**



## COMPLETE SOLUTIONS

DEWALT® is a market-leading manufacturer of premium power tools, accessories and anchors and fixings that provides a fully integrated system solution for various applications.

DEWALT® tools offer unparalleled performance, with durable construction for a professional finish. Rely on DEWALT® to get the job done, with a 2 year guarantee.



## XR FLEX VOLT

Taking cordless drilling to the next level, the newest DEWALT® 54V XR FLEXVOLT® range provides true corded performance without the restrictions of the cord. With Brushless motors and Perform & Protect™ low vibration levels, these tools set the new standard on the jobsite.

With over 200 tools in the range the 18V XR® Lithium-Ion battery platform is the biggest and fastest growing in our range. All 18V XR® products are compatible with XR FLEXVOLT® batteries, giving you longer runtime and even greater flexibility meaning the CORDLESS JOBSITE has arrived.



## WHY CHOOSE DEWALT®?

### END USER TESTING

Every one of our products are tested at length by professionals, ensuring they never let a user down. Under the most demanding jobsite conditions, DEWALT® tools earn the right to be labelled GUARANTEED TOUGH® – in the hands of real users.

### INNOVATIVE PRODUCTS

To support our users and drive our industry forward, DEWALT® consistently develop truly innovative products, across multiple categories.

### USER LOYALTY

DEWALT® guarantees to deliver and service high performance solution that enable the end-user to achieve productive and professional results. DEWALT® guarantee and premium service network ensure that our users have faith in the quality of our products. First-time buyers will become loyal DEWALT® users.

# DEWALT®

## CONTENTS

### CORDLESS POWER TOOLS

P.5



### CORDLESS BARE TOOLS

P.17



### BATTERIES & CHARGERS

P.29



### CORDED POWER TOOLS

P.33



# CORDLESS POWER TOOLS

Cordless Screwdriver .....	06
Cordless Drill Drivers .....	07
Cordless Hammer Drill Drivers .....	09
Cordless Impact Drivers.....	10
Cordless Impact Wrenches.....	12
Cordless SDS Plus Hammers.....	14
Cordless Grinders.....	15
Other Cordless Tools.....	16

## **8V 1.5AH COMPACT SCREWDRIVER**

**DCF008**

Voltage	8V Max
Battery Capacity	1.5 Ah
Revolutions per minutes	180/600 rpm/min
Max torque (low speed)	10 Nm
Max torque (high speed)	8 Nm
Weight	0.65 kg
Length x Height	340X60 / 280X170 mm



**12V 2.0AH COMPACT DRILL DRIVER**

**DCD700D2**

Voltage	12V Max
Battery Capacity	2.0 Ah
Max Torque	24 Nm
Chuck Capacity	10 mm
Max Drilling Capacity (Wood)	20 mm
Max Drilling Capacity (Metal)	10 mm
Weight (Bare Tool)	0.91 Kg
No Load Speed	0 - 400 / 1500 rpm



ALSO AVAILABLE AS:

**DCD700D2A (WITH 109 PCS ACCESSORY KIT)**

**12V 2.0AH CORDLESS DRILL DRIVER.**

**DCD710D2**

Voltage	12V Max
Battery Capacity	2.0 Ah
Max. Torque (Soft / Hard)	15 / 24 Nm
No Load Speed	0-400 / 1500 rpm
Chuck Capacity	1-10 mm
Max. Drilling Capacity [Wood / Metal]	20 / 10 mm
Weight (Bare Tool)	1.1 kg
Length x Height	185 x 195 mm



**12V 2.0AH BURSHLESS MULTI-HEAD DRILL**

**DCD703D2**

Motor Type	Brushless
Voltage V	12V Max
No Load Speed	0-425 / 1500 rpm
Max Torque (Hard / Soft)	57.5 / 25.5 Nm
Chuck Capacity	10 mm
Max Drilling Capacity (Wood)	20 mm
Max Drilling Capacity (Metal)	10 mm
Weight (Bare Tool)	0.73 Kg



**BRUSHLESS**  
**12V XR**

**20V MAX 2AH COMPACT BRUSHLESS DRILL DRIVER**

**DCD7771D2**

Voltage	20V Max
Battery Capacity	2.0 Ah
Max Torque (Hard)	65 Nm
Max Torque (Soft)	26 Nm
No Load Speed	0-500 / 1750 rpm
Chuck Capacity	1.5-13 mm
Max. Drilling Capacity [Wood/Metal]	30/13 mm
Weight (Bare Tool)	1.15 kg
Length x Height	192 x 198 mm



**20V MAX 1.5AH COMPACT BRUSHLESS DRILL DRIVER**

**DCD708S2T**

Voltage	20V Max
Battery Capacity	1.5 Ah
Max. Torque (Hard/Soft)	65/26Nm
No Load Speed	0-450 / 1650 rpm
Chuck Capacity	1.5-13 mm
Drilling Capacity [Wood/Metal]	35/13 mm
Weight (Bare Tool)	1.45 kg
Length x Height	160 x 198 m
Available in T Stak Box	



**20V MAX 1.5AH COMPACT DRILL DRIVER**

**DCD771S2**

Voltage	20V Max
Battery Capacity	1.5 Ah
Max. Torque (Hard)	42 Nm
Max. Torque (Soft)	24 Nm
No Load Speed	0-450 / 1500 rpm
Chuck Capacity	1.5-13 mm
Max. Drilling Capacity [Wood/Metal]	25/13 mm
Weight (Bare Tool)	1.65 kg
Length x Height	219 x 191 mm





**12V MAX 2.0AH HAMMER DRILL DRIVER****DCD716D2**

Voltage	12V Max
Battery Capacity	2.0 Ah
Max. Torque (Soft / Hard)	16 / 30 Nm
No Load Speed	0-1050 min <sup>-1</sup>
Beats per Minute	0-6000 / 22500 bpm
Chuck Capacity	1-10 mm
Max. Drilling Capacity [Wood / Metal / Masonry]	20 / 10 / 8 mm
Weight (Bare Tool)	1.18 kg
Length x Height	200 x 210 mm

**20V MAX 1.5AH HAMMER DRILL DRIVER****DCD776S2**

Voltage	20V Max
Battery Capacity	1.5 Ah
Max. Torque (Hard)	42 Nm
Max. Torque (Soft)	24 Nm
No Load Speed	0-450 / 1800 rpm
Beats Per Minute	0-7650 / 25500 bpm
Chuck Capacity	1.5-13 mm
Max. Drilling Capacity [Wood/Metal/Masonry]	30/13/13 mm
Weight (Bare Tool)	1.7 kg
Length x Height	228 x 191 mm



ALSO AVAILABLE AS:

**DCD776S2A (WITH 100 PCS ACCESSORY KIT)****20V MAX 2.0AH COMPACT BRUSHLESS HAMMER DRILL****DCD7781D2**

Voltage	20V Max
Battery Capacity	2.0 Ah
Max Torque (Hard)	65 Nm
Max Torque (Soft)	26 Nm
No Load Speed	0-500 / 1750 rpm
Beats per Minute	0-8500 / 29750 bpm
Chuck Capacity	1.5-13 mm
Max. Drilling Capacity [Wood/Metal/Masonry]	38/13/13 mm
Weight (Bare Tool)	1.18 kg
Length x Height	204 x 198 mm



**20V MAX 1.5AH COMPACT BRUSHLESS HAMMER DRILL DRIVER**

**DCD709S2T**

Voltage	20V Max
Battery Capacity	1.5 Ah
Max. Torque (Hard/Soft)	65/26 Nm
No Load Speed	0-450 / 1650 rpm
Beats Per Minute	0-7650 / 28050 bpm
Chuck Capacity	1.5-13 mm
Drilling Capacity [Wood/Metal/Masonry]	30/13/13 mm
Weight (Bare Tool)	1.2 kg
Length x Height	175 x 198 mm

Available in T Stack Box



**20V MAX 5.0AH PREMIUM BRUSHLESS HAMMER DRILL DRIVER**

**DCD996P2**

Voltage	20V Max
Battery Capacity	5.0 Ah
Max. Torque (Hard)	95 Nm
Max. Torque (Soft)	66 Nm
No Load Speed	0-450/1300/2000 rpm
Beats Per Minute	0-8600/25500/38250 bpm
Chuck Capacity	1.5-13 mm
Max. Drilling Capacity [Wood/Metal/Masonry]	55/15/16 mm
Weight (Bare Tool)	2.2 kg
Length x Height	213 x 208 mm



ALSO AVAILABLE AS:

**DCD996NT** (With T Stack Box)



## 12V 2.0AH COMPACT BRUSHLESS IMPACT DRIVER

### DCF801D2

Motor Type	Brushless
Voltage	12V
Battery Capacity	2.0 Ah
No-load speed	0-2850 rpm
Precision Mode	0-950 min <sup>-1</sup>
Low Mode	0-1950 min <sup>-1</sup>
High Mode	0-2850 min <sup>-1</sup>
Impact rate	0-3600 min <sup>-1</sup>
Max. torque	163 Nm
Tool holder	6.35 mm
Weight (Bare Tool)	0.8 kg



## 18V 2.0AH 3 SPEED BRUSHLESS IMPACT DRIVER

### DCF850D2

Motor Type	Brushless
Voltage	18V
Battery Capacity	2.0 Ah
Max. Torque	205 Nm
No Load Speed	
Mode 1	0-1000 rpm
Mode 2	0-2800 rpm
Mode 3	0-3250 rpm
Impact Rate	0-3800 ipm
Mode Select	3 Speed
Length	100 mm
Weight (Bare Tool)	0.95 kg



## 18V XR 3.0AH IMPACT BRUSHLESS DRIVER KIT

### DCF809L2T

Motor Type	Brushless
Voltage	18V
Battery Capacity	3.0 Ah
Max. Torque	190 Nm
No Load Speed	0-2800 rpm
Impacts Per Minute	0-3200 ipm
Max. Bolt Dia.	M12
Tool Holder	6.35 mm (1/4")
Weight (Bare Tool)	1.25 kg
Length x Height	130 x 236 mm
Availabe in T Stak Box	



## 12V 2.0AH SUB-COMPACT IMPACT WRENCH

### DCF902D2

Motor Type	Brushless
Voltage	12V
Battery Capacity	2.0 Ah
Tool Holder	3/8"/9.5 mm
Max. Torque	168 Nm
No Load Speed	
Precision Mode	0-2850 min <sup>-1</sup>
Lo Mode	0-1000 min <sup>-1</sup>
Hi Mode	0-2850 min <sup>-1</sup>
Weight (Bare Tool)	0.8 kg
Length x Height	125 x 188 mm



BRUSHLESS

18V XR

## 20V MAX 5.0AH 1/2" BRUSHLESS COMPACT IMPACT WRENCH

### DCF911P2

Motor Type	Brushless
Voltage V	20V Max
Battery Capacity	5 Ah
No-load speed	0-2850 rpm
Impact rate	0-3250 ipm
Max tightening torque	338 Nm
Max breakaway torque	542 Nm
Tool holder	12.7 mm
Weight (Bare Tool)	1.0 Kg



BRUSHLESS

18V XR

## 20V MAX 4.0AH 1/2" COMPACT IMPACT WR - DETENT

### DCF922M2

Motor Type	Brushless
Voltage V	20V Max
Battery Capacity	4.0 A
No-load speed	0-2500 min <sup>-1</sup>
Impact rate	0-3550 min <sup>-1</sup>
Max tightening torque	406 Nm
Max breakaway torque	610 Nm
Tool holder	12.7 mm
Weight (Bare Tool)	1.1 Kg



ALSO AVAILABLE AS:

DCF922N

**20V MAX 5.0AH 1/2" MID-RANGE IMPACT WRENCH**

**DCF892P2T**

Volatage	20V Max
Battery Capacity	5.0 Ah
No Load Speed	0-2000 min <sup>-1</sup>
Imapct rate	0-3250 min <sup>-1</sup>
Max Tightening Torque	
Precision Wrench™ mode	812 Nm
Low Mode	136 Nm
Medium mode	406 Nm
High mode	812 Nm
Max breakaway torque	1084 Nm
Tool holder	12.7 mm
Weight (Bare Tool)	1.67 kg

Available in T Stak Box



**18V 5.0AH HIGH TORQUE IMPACT WRENCH**

**DCF899P2**

Motor Type	Brushless
Voltage	18V
Battery Capacity	5.0 Ah
Max. Torque	950 Nm
Breakaway Torque	1625 Nm
No Load Speed	0-400/1200/1900 rpm
Impacts Per Minute	0 - 2300 ipm
Max. Bolt Diameter	M22
Tool Holder	1/2" (13 mm)
Weight (Bare Tool)	3.22 kg
Length x Height	224 x 278 mm



ALSO AVAILABLE AS:

**DCF899NT** (With T Stak Box)



## 18V 4.0AH COMPACT BRUSHLESS HAMMER

### DCH172M2

Motor Type	Brushless
Voltage	18V
Battery Capacity	4.0 Ah
Tool Holder	SDS-Plus
Impact Energy (EPTA 05/2009)	1.4 J
No Load Speed	0-1060 rpm
Blows per Minute	0-4980 bpm
Optimum Drilling Capacity	4-10 mm
Max. Drilling Capacity [Concrete/Wood/Metal]	16/16/10 mm
Weight (Bare Tool)	1.78 kg
Length x Height	265 x 73 mm



## 18V 4.0AH BRUSHLESS SDS PLUS HAMMER

### DCH133M1

Motor Type	Brushless
Voltage	18V
Battery Capacity	4.0 Ah
Tool Holder	SDS-Plus
Max. Impact Energy	2.8 J
Impact Energy (EPTA 05/2009)	2.6 J
No Load Speed	0-1500 rpm
Blows Per Minute	0-5500 bpm
Optimum Drilling Capacity [Concrete]	4-14 mm
Max. Drilling Capacity [Concrete/Wood/Metal]	26/30/13 mm
Chipping Mode	Yes
Weight (Bare Tool)	2.3 kg
Length x Height	383 x 161 mm



ALSO AVAILABLE AS:

**DCH133NT**

## 18V 5.0AH BRUSHLESS SDS PLUS HAMMER

### DCH263P2

Motor Type	Brushless
Voltage	18V
Battery Capacity	5.0 Ah
Single impact energy	3.0 J
No Load Speed	0-1165 min <sup>-1</sup>
No-Load Impact Rate	0-4300 bpm
Maximum Core Drilling Capacity in Soft Brick	65 mm
Max. Drilling Capacity [Concrete/Wood/Metal]	28/30/13 mm
Collar Diameter	54 mm
Weight (Bare Tool)	2.7kg
Length x Height	125 x 188 mm



**18V 5.0AH BRUSHLESS SLIDE MAG KIT**

**DCG405P2**

Motor Type	Brushless
Voltage	18V
Battery Capacity	5.0 Ah
Disc Diameter DCG405P2 (XJ)	125 mm
Disc Diameter DCG405P2 (IN)	100 mm
No Load Speed	9000 rpm
Spindle Thread	M14 / M10
Switch Type	Slider
Weight (Bare Tool)	1.74 kg
Length x Height	310 x 125 mm



ALSO AVAILABLE AS :

**DCG405P2-IN** (DISC DIAMETER: 100 MM)

**DCG405P2-XJ** (DISC DIAMETER: 125 MM)



## 20V MAX 5.0AH BRUSHLESS DUAL ACTION POLISHER

### DCM848P2

Motor Type	Brushless
Voltage V	20V Max
Battery Capacity	5.0 Ah
No Load Speed	2000 - 5500 opm
Max. Disc Diameter	125 mm
Switch Type	Trigger
Variable Speed	Yes



## 18V 5.0AH BRUSHLESS CONCRETE NAILER

### DCN890P2

Voltage	18V
Battery Capacity	5.0 Ah
Nail Diameter	2.6 - 3.7 mm
Nail Length	13 - 57 mm
Nail Width	5.6 - 6.4 mm
Magazine Angle	15°
Magazine Capacity	Up to 30 Nails
Magazine Loading	Underneath
Operating Mode	Sequential and Rapid Cycle
Nose Included	Non magnetic / Drywall nose
Weight (Bare Tool)	4.8 kg
Length x Height	415 x 390 mm



## 18V XR 2.0AH 16GA FINISH NAILER

### DCN660D2

Voltage	18V
Battery Capacity	2.0Ah
Nail Diameter	1.6 mm
Nail Length	32 - 63 mm
Magazine Angle	20°
Magazine Capacity	110 Nails
Magazine Loading	Rear
Operating Mode	Bump and Sequential
Weight (Bare Tool)	2.8 kg
Length x Height	310 x 305 mm







# CORDLESS BARE TOOLS

## CORDLESS BARE TOOL

DRILL DRIVERS.....	18	HEAT GUN.....	24
HAMMER DRILL DRIVER.....	18	OSCILLATING TOOL.....	24
IMPACT DRIVERS.....	19	SANDER.....	25
IMPACT WRENCHS.....	19	SHEAR.....	25
SAG.....	21	COMPRESSOR.....	25
HAMMERS.....	22	SDS - PLUS HAMMER.....	26
CIRCULAR SAWS.....	23	DRILL DRIVER (TSTAK).....	26
RECIP SAWS.....	23	LIGHTS.....	27
BLOWER.....	23	JOBSITE FAN.....	28
RATCHET.....	24		

**20V MAX BRUSHLESS DRILL DRIVER**

**DCD708N**

Voltage	20V Max
Max. Torque (Hard/Soft)	65/26Nm
No Load Speed	0-450 / 1650 rpm
Chuck Capacity	1.5-13 mm
Drilling Capacity [Wood/Metal]	35/13 mm
Weight (Bare Tool)	1.45 kg
Length x Height	160 x 198 mm



**20V MAX BRUSHLESS HAMMER DRILL DRIVER**

**DCD709N**

Voltage	20V Max
Max. Torque (Hard/Soft)	65/26 Nm
No Load Speed	0-450 / 1650 rpm
Beats Per Minute	0-7650 / 28050 bpm
Chuck Capacity	1.5-13 mm
Drilling Capacity [Wood/Metal/Masonry]	30/13/13 mm
Weight (Bare Tool)	1.2 kg
Length x Height	175 x 198 mm



**20V MAX BRUSHLESS HAMMER DRILL DRIVER**

**DCD805N**

Motor Type	Brushless
Voltage V	20V Max
# of Speeds	2
No Load Speed	0 - 650 / 2000 rpm
Hammer Mode	0 - 11050 / 34000 bpm
Torque (Hard/Soft)	90 / 27 Nm
Chuck Capacity	1.5 - 13mm
LED	3-Mode
Weight (Tool only)	1.3 Kg
Length	163.8 / 177 mm
Width	63.5 mm

Max Drilling Capacity wood /metal / masonry	55/13/13 mm
--	-------------



**18V BRUSHLESS IMPACT DRIVER**

**DCF887N**

Voltage V	18V
Max. Torque	205 Nm
No Load Speed	0 -1000 / 2800 / 3250 rpm
Impacts Per Minute	0 - 3800 ipm
Max. Bolt Diameter	M14
Tool Holder	6.35 mm (1/4")
Length x Height	134 x 245 mm
Weight (Bare Tool)	0.9 Kg



**20V MAX BRUSHLESS IMPACT DRIVER**

**DCF850N**

Motor Type	Brushless
Voltage	20V Max
Fastening Torque	205 Nm
No Load Speed	0 -1000 / 2800 / 3250 rpm
Impact Rate	0 - 3800 ipm
LED	3 LED, Halo Light Ring
Accessories	Belt Hook
Mode Select	3 Speed
Weight	0.9 Kg
Length	100 mm



**20V MAX BRUSHLESS IMPACT WRENCH**

**DCF911N**

Motor Type	Brushless
Voltage	20V Max
No-load speed	0 -1000 / 2800 / 3250 rpm
Impact rate	0-3250 ipm
Max tightening torque	338 Nm
Max breakaway torque	542 Nm
Tool holder	12.7 mm
Weight (Bare Tool)	1.0 Kg



**20V MAX 1/2" BRUSHLESS COMPACT IMPACT WR - DETENT**

**DCF922N**

Motor Type	Brushless
Voltage V	20V Max
No-load speed	0-2500 min <sup>-1</sup>
Impact rate	0-3550 min <sup>-1</sup>
Max tightening torque	406 Nm
Max breakaway torque	610 Nm
Tool holder	12.7 mm
Weight (Bare Tool)	1.1 Kg



**20V MAX 1/2" BRUSHLESS HT IMPACT WRENCH**

**DCF892N**

Volatage	20V Max
No Load Speed	0-2000 min <sup>-1</sup>
Impact rate	0-3250 min <sup>-1</sup>
Max Tightening Torque	
Precision Wrench™ mode	812 Nm
Low Mode	136 Nm
Medium mode	406 Nm
High mode	812 Nm
Max breakaway torque	1084 Nm
Tool holder	12.7 mm
Weight (Bare Tool)	1.67 kg



**20V MAX 3/4" BRUSHLESS HT IMPACT WRENCH**

**DCF897N**

Motor Type	Brushless
Voltage V	20V Max
Max. Torque	136 / 407 / 950 Nm
Breakaway Torque	1627 Nm
No Load Speed	0 - 400 / 1200 / 1900 rpm
Imoacts Per Minute	0 - 2400 ipm
Max. Bolt Diameter	M24
Tool Holder	3/4" (19 mm)
Length x Height	224 x 278 mm



**20V MAX 1/2" BRUSHLESS HT IMPACT WRENCH****DCF900N**

Motor Type	Brushless
Voltage	20V Max
No Load Speed	0-2300 min <sup>-1</sup>
Impact rate	0-2200 min <sup>-1</sup>
Max Tightening Torque	
Precision Wrench™ Mode	1396 Nm
Low Mode	135 Nm
Medium Mode	813 Nm
High Mode	1396 Nm
Max Breakaway Torque	1898 Nm
Anvil Type	Hog Ring
Tool Holder	12.7 mm
Weight (Without Battery Pack)	2.9 Kg

**20V MAX BRUSHLESS SAG****DCG405N**

Motor Type	Brushless
Voltage	18V
Disc Diameter DCG405P2 (XJ)	125 mm
Disc Diameter DCG405P2 (IN)	100 mm
No Load Speed	9000 rpm
Spindle Thread	M14 / M10
Switch Type	Slider
Weight (Bare Tool)	1.74 kg
Length x Height	310 x 125 mm



ALSO AVAILABLE AS:

**DCG405N-B1** (DISC DIAMETER: 100 MM)**DCG405N-XJ** (DISC DIAMETER: 125 MM)

## 16MM CORDLESS HAMMER

### DCH172N

Motor Type	Brushless
Voltage	18V
Tool Holder	SDS-Plus
Impact Energy (EPTA 05/2009)	1.4 J
No Load Speed	0-1060 rpm
Blows per Minute	0-4980 bpm
Optimum Drilling Capacity	4-10 mm
Max. Drilling Capacity [Concrete/Wood/Metal]	16/16/10 mm
Weight (Bare Tool)	1.78 kg
Length x Height	265 x 73 mm



**BRUSHLESS**  
**18V XR**

## 26MM SDS PLUS CORDLESS HAMMER

### DCH133N

Motor Type	Brushless
Voltage	18V
Tool Holder	SDS-Plus
Max. Impact Energy	2.8 J
Impact Energy (EPTA 05/2009)	2.6 J
No Load Speed	0-1500 rpm
Blows Per Minute	0-5500 bpm
Optimum Drilling Capacity [Concrete]	4-14 mm
Max. Drilling Capacity [Concrete/Wood/Metal]	26/30/13 mm
Chipping Mode	Yes
Weight (Bare Tool)	2.3 kg
Length x Height	383 x 161 mm



**BRUSHLESS**  
**18V XR**

## 28MM SDS PLUS CORDLESS HAMMER

### DCH263N

Motor Type	Brushless
Voltage	18V
Single impact energy	3.0 J
No Load Speed	0-1165 min <sup>-1</sup>
No-Load Impact Rate	0-4300 bpm
Maximum Core Drilling Capacity in Soft Brick	65 mm
Max. Drilling Capacity [Concrete/Wood/Metal]	28/30/13 mm
Collar Diameter	54 mm
Weight (Bare Tool)	2.7kg
Length x Height	125 x 188 mm



**BRUSHLESS**  
**18V XR**

**20V MAX BRUSHLESS CIRCULAR SAW****DCS570N**

Motor Type	Brushless
Voltage	20V Max
Speed	0 - 5200 rpm
Blade Diameter (mm)	184 mm
DOC @ 90	64 mm
DOC @ 45	40 mm
Width (mm)	250 mm
Height (mm)	270 mm
Length (mm)	200 mm

**20V MAX BRUSHLESS RECIP SAW****DCS369N**

Motor Type	Brushless
Voltage	20V Max
Length (mm)	318 mm
Height (mm)	127 mm
Width (mm)	67 mm
Stroke Length	16 mm
SPM	0 - 2800 spm
LED	Yes
Vibration (Cutting Board)	8.1 m/s <sup>2</sup>

**20V MAX BRUSHLESS BLOWER****DCV100**

Motor Type	Brushless
Voltage	20V Max
Fan Speed	18,000 rpm
Speed Settings	3 speed dial & variable trigger
Lock - On	Yes
Air throughput	2.8 m <sup>3</sup> /m
Air Speed	80 m/s
Length	508 mm



**20V MAX 1/2" BRUSHLESS RATCHET**

**DCF512N**

Motor Type	Brushless
Voltage	20V Max
Drive Style	1/2"
Fastening Torque	95 Nm
No Load Speed	0 - 270 rpm
Led	Yes
Head Type	Open
Length (mm)	360 mm



**20V MAX BRUSHLESS HEAT GUN**

**DCE530N**

Motor Type	Brushless
Voltage	20V Max
Temperature oC	290 - 530
Airflow L/Min	109 - 190
Integrated LED Light	Yes
Dimensions	160 x 55 x 200 mm
Weight	0.5 Kg



**20V MAX XR OSCILLATING BRUSHLESS MULTI-TOOL 3SP BARE**

**DCS356N**

Power Output	300 MWO
Oscillations per Minute	0 - 20000 opm
Oscillating Angle	1.6 o
Tool free Accessory Fitment	Yes
Weight	1.1 Kg
Length	310.0 mm
Hand/ Arm Vibration	10.5 m/s <sup>2</sup>
Uncertainty K 1 (Vibration)	1.5 m/s <sup>2</sup>





## 18V XR BRUSHLESS RANDOM ORBITAL SANDER

### DCW210N

OPM	8000 - 12000 opm
Orbit Size	2.6 mm
Paper Size	125 mm
Weight (Bare Tool)	0.93 Kg
Tool Height	127 mm
Vibration Value	4.3 m/s <sup>2</sup>



CORDLESS BARE TOOL - SANDER

## 18V 2450SPM METAL SHEAR

### DCS491NT

Voltage	18V
No Load Stroke Rate	0-2450 spm
Cutting Capacity [Mild Steel]	1.3 mm
Cutting Capacity [Stainless Steel ]	1.0 mm
Weight	1.8 Kg
Length x Height	394 x 200 mm



CORDLESS BARE TOOL - SHEAR

## 54V CORDLESS COMPRESSOR

### DCC1054N

Voltage	54 V
Tank Volume	10L
Air Delivery [at 7 BAR]	31 LJmin
Max. Pressure	9.3 BAR
Regulated Pressure Rating	0 - 9.3 BAR
Quick Connect Type	Universal EU 1/4 •
Pump Type	Pump Type Oil-free
Weight	11 Kg
Length x Height	360 x420 mm



CORDLESS BARE TOOL - COMPRESSOR

## 54V XR SDS-PLUS HAMMER

**DCH333NT**

Voltage	54V
No-load speed	0 - 1000 rpm
No-load Impact rate	0 - 4480 bpm
Single impact energy (EPTA 05/2009)	3.5 J
Maximum drilling range in steel/wood/concrete	13/30/30 mm
Tool holder	SDS-Plus
Collar diameter	54 mm
Weight (Bare Tool)	3.7 Kg



## 18V XRP DRILL DRIVER BARE TSTAK KITBOX

**DCD991NT**

Voltage	18V
Max. Torque (Hard)	95 Nm
Max. Torque (Soft)	66 Nm
No Load Speed	0-450/1300/2000 rpm
Chuck Capacity	1.5-13 mm
Max. Drilling Capacity [Wood/Metal]	55/15 mm
Weight	2.1 Kg
Length x Height	200 X 208 mm



**20V XR MAX LED FLASHLIGHT**

**DCL040**

Voltage	20V Max
Bulb Type	LED
Light Output	110 lm
Runtime	25 Hrs (5.0Ah battery)
Weight	0.6 Kg
Length x Height	115 x 240 mm



**20V XR MAX COMPACT TASK LIGHT**

**DCL077**

Voltage	20V Max
Brightness (Lumens)	2000 (High Setting)
	1000 (Medium Setting)
	500 (Low Setting)
Technology	LED
Runtime	6 Hr (High Setting)
	10 Hr (Medium Setting)
	20 Hr (Low Setting)
Light Settings	3
Tripod Mountable	Yes
Colour Temperature	3950 K
IP Rating	IP54
Weight	1.13 Kg



**20V MAX LED HAND HELD AREA LIGHT**

**DCL050**

Voltage	20V Max
Brightness	250-500 Lm
Technology	LED
Runtime	5-10 Hrs
No. of LEDs	3
Length	373 mm
Weight	0.660 Kg
IP Rating	54
Pivoting head	Yes
Hang Hook	Yes



## 20V MAX TRIPOD LIGHT

### DCL079

Voltage	20V Max
Brightness	3000 lm max
Beam Pattern	Area
Runtime	5h (max/9Ah)
Light settings	3
IP Rating	IP55
Pivoting head	Yes
Integral stand	Yes
Weight	7.4 Kg



## 20V MAX SPOT LIGHT

### DCL043

Voltage	20V Max
Brightness	1000 Lm Max
Technology	LED
Runtime	10h
Light settings	2
Flashing/strobe mode	No
Focusable beam	No
IP Rating	IP54
Pivoting head	Yes
Hang Hook/Stand	Yes
Weight	0.90 Kg



## 20V MAX BRUSHLESS JOBSITE FAN

### DCE512N

Motor Type	Brushless
Voltage	20V Max
Drive Size	12.7 mm
No Load Speed (RPM)	250 rpm
Fastening Torque	95 Nm
Weight (Tool Only)	1.05 Kg
Length	360 mm



# BATTERIES & CHARGERS



BATTERIES .....	30
CHARGERS .....	31

**12V MAX 2.0AH XR LI-ION BATTERY PACK**

**DCB127**



Voltage	10.8V / 12V Max
Battery Capacity	2.0Ah
Tool Compatibility	All 10.8V/12V Max Li-Ion DEWALT tools
Weight	0.2 Kg
Length x Height	85 x 35 mm

**18V 1.5AH XR LI-ION BATTERY PACK**

**DCB181**



Voltage	18V / 20V Max
Battery Capacity	1.5 Ah
Tool Compatibility	All 18V/20V Max Li-Ion DEWALT tools
Weight	0.35 Kg
Length x Height	110 x 45 mm

**18V 2.0AH XR LI-ION BATTERY PACK**

**DCB183**



Voltage	18V / 20V Max
Battery Capacity	2.0Ah
Tool Compatibility	All 18V/20V Max Li-Ion DEWALT tools
Weight	0.40 / 0.45 Kg
Length x Height	110 x 45 / 110 x 48 mm

**18V 4.0AH XR LI-ION BATTERY PACK**

**DCB182**



Voltage	18V / 20V Max
Battery Capacity	4.0 Ah
Tool Compatibility	All 18V/20V Max Li-Ion DEWALT tools
Weight	0.61 Kg
Length x Height	110 x 48 mm

**18V 5.0AH XR LI-ION BATTERY PACK**

**DCB184**



Voltage	18V / 20V Max
Battery Capacity	5.0Ah
Tool Compatibility	All 18V/20V Max Li-Ion DEWALT tools
Weight	0.62 / 0.67 Kg
Length x Height	110 x 65 / 110 x 69 mm

**18/54V 6.0AH BATTERY PACK (FLEXVOLT)**

**DCB606**



Voltage	18V / 54V
Battery Capacity	6.0Ah / 2.0Ah
Tool Compatibility	All 18V & 54V Li-Ion DEWALT Tools
Weight	1.05 Kg
Length x Height	125x90 mm

**18V/54V 9.0AH BATTERY PACK (FLEXVOLT)**

**DCB609**



Voltage	18V / 54V
Battery Capacity	9.0Ah / 3.0Ah
Tool Compatibility	All 18V and 54V Li-Ion DEWALT Tools
Weight	1.25 Kg
Length x Height	135x95 mm

**18V/54V 12.0AH BATTERY PACK (FLEXVOLT)**

**DCB612**



Voltage	18V / 54V
Battery Capacity	12.0Ah / 4.0Ah
Tool Compatibility	All 18V & 54V Li-Ion DEWALT Tools
Weight	1.25 Kg
Length x Height	135x95 mm

**10.8V/18V MULTI VOLT COMPACT CHARGER**

**DCB107**



Tool Compatibility	All 12V Max & 18V Li-Ion DEWALT Tools
Weight	1.25 Kg
Charging Current	1.25A

**18V/54V FAST CHARGER**

**DCB118**



Voltage	18V (included Flexvolt)
Charging Current	8A
Weight	0.65 Kg
Length x Height	150 x 80 mm

**12V/20V MAX 2AH CHARGER**

**DCB1102**



**COMING SOON**

Voltage	20V range
LED Indicators	2 Stage- 80% and 100%
Compact Charger	2A
Compatible	12V and 20V
Length	97.8 mm
Width	71.8 mm
Height	60 mm
Weight	0.27 mm

**12V/20V MAX 4AH CHARGER**

**DCB1104**




**COMING SOON**

Voltage	20V range
LED Indicators	2 Stage- 80% and 100%
Compact Charger	4A
Compatible	12V and 20V
Length	149.5 mm
Width	114 mm
Height	66.9 mm
Weight	0.46 mm





# CORDED POWER TOOLS



SDS Plus Hammers .....	34	Die Grinders.....	47
SDS Max Combi Hammers.....	36	Chop Saws.....	48
Chipping Hammers.....	36	Other Metal Working Tools.....	49
Breakers.....	37	Mitre Saws .....	50
Other Construction Tools .....	39	Jig Saws.....	51
Impact Wrenches.....	39	Circular Saws.....	52
Drill Drivers.....	40	Sanders.....	52
4" Angle Grinders.....	41	Other Wood Working Tools .....	52
5" Angle Grinders.....	43	Speciality Tools.....	53
7" Angle Grinders .....	45	Attachments.....	54
9" Angle Grinders.....	46		

**22MM 2 MODE SDS PLUS HAMMER, 2 KGS (MADE IN INDIA)**

**D25032B**

Power Input	710W
Max. Impact Energy	2.1 J
Impact Energy (EPTA 05/2009)	2.0 J
No Load Speed	0-1550 rpm
Blows Per Minute	0-5680 bpm
Optimum Drilling Capacity [Concrete]	4-12 mm
Max. Drilling Capacity [Concrete]	22 mm
Max. Drilling Capacity [Core bit/Wood/Metal]	50/30/13 mm
Operation Mode	Rotation/Hammering with rotation
Weight	2.5 Kg
Length x Height	330 x 210 mm
Vibration Level	13.6 m/s <sup>2</sup>



**22MM 3 MODE SDS PLUS HAMMER, 2 KGS (MADE IN INDIA)**

**D25033K**

Power Input	710W
Max. Impact Energy	2.1 J
Impact Energy (EPTA 05/2009)	2.0 J
No Load Speed	0-1550 rpm
Blows Per Minute	0-5680 bpm
Optimum Drilling Capacity [Concrete]	4-12 mm
Max. Drilling Capacity [Concrete]	22 mm
Max. Drilling Capacity [Core bit/Wood/Metal]	50/30/13 mm
Operation Mode	Hammering/Rotation/ Hammering with rotation
Weight	2.5 Kg
Length x Height	330 x 210 mm
Vibration Level	13.6 m/s <sup>2</sup>



**26MM 3 MODE COMBINATION HAMMER, 2 KGS (MADE IN INDIA)**

**D25133K**

Power Input	800W
Max. Impact Energy	2.8 J
Impact Energy (EPTA 05/2009)	2.6 J
No Load Speed	0-1500 rpm
Blows Per Minute	0-5500 bpm
Optimum Drilling Capacity [Concrete]	4-14 mm
Max. Drilling Capacity [Concrete]	26 mm
Max. Drilling Capacity [Core bit/Wood/Metal]	50/30/13 mm
Operation Mode	Hammering/Rotation/ Hammering with rotation
Weight	2.6 Kg
Length x Height	335 x 210 mm
Vibration Level	15.4 m/s <sup>2</sup>



### 28MM 3 MODE SDS PLUS COMBINATION HAMMER, 2 KGS

#### D25143K

Power Input	900W
Max. Impact Energy	3.2 J
Impact Energy (EPTA 05/2009)	3.0 J
No Load Speed	0-1450 rpm
Blows Per Minute	0-5350 bpm
Optimum Drilling Capacity [Concrete]	4-18 mm
Max. Drilling Capacity [Concrete]	28 mm
Max. Drilling Capacity [Core bit/Wood/Metal]	65/30/13 mm
Operation Mode	Hammering/Rotation/ Hammering with rotation
Weight	3.0 Kg
Length x Height	340 x 210 mm
Vibration Level	14.9 m/s <sup>2</sup>



### 30MM 3 MODE SDS PLUS COMBINATION HAMMER, 3KGS

#### D25333K

Power Input	950W
Max. Impact Energy	4.2 J
Impact Energy (EPTA 05/2009)	3.5 J
No Load Speed	0-1150 rpm
Blows Per Minute	0-5200 bpm
Optimum Drilling Capacity [Concrete]	6-20 mm
Max. Drilling Capacity [Concrete]	30 mm
Max. Drilling Capacity [Core bit/Wood/Metal]	65/30/13 mm
Operation Mode	Hammering/Rotation/ Hammering with rotation
Weight	3.7 Kg
Length x Height	355 x 250 mm
Vibration Level	6.9 m/s <sup>2</sup>



### 32MM 3 MODE SDS PLUS COMBINATION HAMMER, 4KGS

#### D25413K

Power Input	1000W
Max. Impact Energy	4.9 J
Impact Energy (EPTA 05/2009)	4.2 J
No Load Speed	0-820 rpm
Blows Per Minute	0-4700 bpm
Optimum Drilling Capacity [Concrete]	6-22 mm
Max. Drilling Capacity [Concrete]	32 mm
Max. Drilling Capacity [Core bit/Wood/Metal]	100/32/13 mm
Operation Mode	Hammering/Rotation/ Hammering with rotation
Weight	4.2 Kg
Length x Height	370 x 250 mm
Vibration Level	8.2 m/s <sup>2</sup>



**40MM SDS MAX COMBINATION HAMMER, 5 KGS**

**D25481K**

Power Input	1050W
Max. Impact Energy	7.3 J
Impact Energy (EPTA 05/2009)	6.1 J
No Load Speed	540 rpm
Blows Per Minute	3150 bpm
Optimum Drilling Capacity [Concrete]	16-30 mm
Max. Drilling Capacity [Concrete]	40 mm
Max. Drilling Capacity [Core bit]	100 mm
Operation Mode	Hammering/Rotation/ Hammering with rotation
Weight	5.9 Kg
Length x Height	453 x 263 mm
Vibration Level	9.4 m/s <sup>2</sup>



**45MM SDS MAX COMBINATION HAMMER, 6 KGS**

**D25614K**

Voltage	220-240 V
No Load Speed	190-380 min-1
No-Load Beats Per Minute	1450-2900 bpm
Power Input	1350 W
Single Impact Energy (EPTA 05/2009)	10.5 J
Optimum Drilling Range Into Concrete	16-32 mm
Maximum Drilling Range In Concrete	45 mm
Maximum Core Drilling Range In Concrete	125 mm
Weight	7.8 Kg



**5KG SDS-MAX CHIPPING HAMMER**

**D25810K**

Power Output	1050W
Max. Impact Energy	8.5 J
Impact Energy (EPTA 05/2009)	7.1 J
Blows Per Minute	3150 bpm
Chisel Positions	18
Weight	5.6 Kg
Length x Height	462 mm x 263 mm
Vibration Level	8.5 m/s <sup>2</sup>



**5KG HEX 17MM CHIPPING HAMMER****D25811K**

Power Output	1100W
Max. Impact Energy	8.5 J
Impact Energy (EPTA 05/2009)	7.1 J
Blows Per Minute	3150 bpm
Chisel Positions	18
Weight	5.7 Kg
Length x Height	477 mm x 263 mm
Vibration Level	8.5 m/s <sup>2</sup>

**1700W 10KG L SHAPED DEMOLITION HAMMER****D25893K**

Power Output	1700W
Max. Impact Energy	22.7 J
Impact Energy (EPTA 05/2009)	19.4 J
Blows Per Minute	1105-2210 bpm
Chisel Positions	12
Weight	10 Kg
Length x Height	591 mm x 292 mm
Vibration Level	13.5 m/s <sup>2</sup>

**1550W 10KG SDS MAX DEMOLITION HAMMER, IN-LINE****D25901K**

Power Input	1550W
Max. Impact Energy	20.7 J
Impact Energy (EPTA 05/2009)	19 J
Blows Per Minute	1050 - 2100 bpm
Chisel Positions	12
Weight	10.9 Kg
Length x Height	690 x 250 mm
Vibration Level	8.0 m/s <sup>2</sup>



## 1600W 12KG SDS MAX DEMOLITION HAMMER

### D25951K

Power Output	1600W
Max. Impact Energy	30.1 J
Impact Energy (EPTA 05/2009)	24 J
Blows Per Minute	1621 bpm
Chisel Positions	12
Weight	13.6 Kg
Length x Height	750 mm x 250 mm
Vibration Level	8.8 m/s <sup>2</sup>



## 1600W 16KG DEMOLITION HAMMER

### D25961K

Power Output	1600W
Max. Impact Energy	38 J
Impact Energy (EPTA 05/2009)	35 J
Blows Per Minute	1450 bpm
Chisel Positions	12
Weight	16.9 Kg
Length x Height	760 mm x 260 mm
Vibration Level	6.8 m/s <sup>2</sup>



## 2100W 30KG DEMOLITION BREAKER

### D25981K

Power Output	2100W
Max. Impact Energy	72 J
Impact Energy (EPTA 05/2009)	62 J
Blows Per Minute	960 bpm
Chisel Positions	12
Weight	31 Kg
Length x Height	780 mm x 620 mm
Vibration Level	4.8 m/s <sup>2</sup>



**1270W 110MM TILE SAW****DW862**

Power Input	1270W
Blade Diameter	110 mm
Blade Bore Diameter	20 mm
No Load Speed	13500 rpm
Depth of Cut at 90°	34 mm
Weight	3.0 Kg
Length x Height	252 x 166 mm

**1700W 430MM ALLIGATOR SAW****DWE397**

Power Input	1700W
No Load Stroke Rate	3000 spm
Stroke Length	40 mm
Blade Length	430 mm
Blade Stop	0.2s
Weight	5.5 Kg
Length x Height	918 x 219 mm

**1/2" HEAVY DUTY IMPACT WRENCH, 440NM****DW292**

Power Input	710W
Max. Torque	440 Nm
No Load Speed	2200 rpm
Impacts Per Minute	2700 ipm
Weight	3.2 Kg
Length x Height	292 x 216 mm



### 10MM VSR DRILL,550W (MADE IN INDIA)

#### DWD014

Power Input	550W
Chuck Capacity	10 mm
No Load Speed	0-2800 rpm
Max. Drilling Capacity [Wood]	10 mm
Max. Drilling Capacity [Metal]	28 mm
Weight	1.3 Kg
Length x Height	215 x 170 mm



### 10MM ROTARY DRILL WITH KEYLESS CHUCK, 701W

#### DWD112S

Power Input	701W
Chuck Capacity	10 mm
No Load Speed	0-2500 rpm
Max. Torque	10.9 Nm
Max. Drilling Capacity [Wood]	25 mm
Max. Drilling Capacity [Metal]	10 mm
Weight	1.8 Kg
Length x Height	230 x 190 mm



### 10MM HAMMER DRILL, 550W (MADE IN INDIA)

#### DWD022

Power Input	550W
Capacity	10 mm
No Load Speed	0-2800 min <sup>-1</sup>
No Load Impact	0-47600 min <sup>-1</sup>
Max. Drilling Range [Masonry]	13 mm
Max. Drilling Range [Steel]	10 mm
Max. Drilling Range [Wood]	25 mm
Weight	1.4 Kg





**13MM IMPACT DRILL, 750W (MADE IN INDIA)**

**DWD024**

Power Input	750W
Chuck Capacity	13 mm
No Load Speed	0-2800 rpm
Blows Per Minute	0-47600 bpm
Max. Drilling Capacity [Wood]	25 mm
Max. Drilling Capacity [Metal]	13 mm
Max. Drilling Capacity [Concrete]	16 mm
Weight	1.82 Kg
Length x Height	255 x 180 mm



**750W, 100MM ANGLE GRINDER (MADE IN INDIA)**

**DW810**

Power Input	750 W
Disc Diameter	100 mm
Switch Type	Toggle
No Load Speed	11000 rpm
Spindle Thread	M10
Weight	1.8 Kg
Length x Height	270 x 80 mm



**850W, 100MM ANGLE GRINDER (MADE IN INDIA)**

**DW801**

Power Input	850 W
Disc Diameter	100 mm
Switch Type	Toggle
No Load Speed	11000 rpm
Spindle Thread	M10
Weight	1.9 Kg
Length x Height	270 x 80 mm



**850W, 100MM ANGLE GRINDER WITH SLIDE SWITCH (MADE IN INDIA)**

**DW802**

Power Input	850W
Disc Diameter	100 mm
Switch Type	Silde
No Load Speed	11000 rpm
Spindle Thread	M10
Weight	1.8 Kg
Length x Height	270 x 80 mm



**1000W, 100MM ANGLE GRINDER (MADE IN INDIA)**

**DW803**

Power Input	1000 W
Disc Diameter	100 mm
Switch Type	Toggle
No Load Speed	12000 rpm
Spindle Thread	M10
Weight	1.9 Kg
Length x Height	270 x 80 mm



**1010W, 100MM ANGLE GRINDER WITH DUST EJECTION TECHNOLOGY (MADE IN INDIA)**

**DWE8300S**

Power Input	1010 W
No-Load/Rated Speed	11000 min <sup>-1</sup>
Wheel Diameter	100 mm
Spindle Diame	M10
Spindle Length	18.5 mm
Switch Style	Silde
Weight	1.85 Kg



**950W, 100MM ANGLE GRINDER- VAR SPEED, NVR, SOFT START****DWE4118**

Power Input	950W
Disc Diameter	100 mm
Switch Type	Slide
No Load Speed	3000-11000 rpm
Spindle Thread	M14
Weight	2 Kg
Length x Height	270 x 80 mm

**950W, 125MM ANGLE GRINDER- VAR SPEED, NVR, SOFT START (MADE IN INDIA)****DWE4119**

Power Input	950W
Disc Diameter	125 mm
Switch Type	Slide
No Load Speed	3000-11000 rpm
Spindle Thread	M14
Weight	1.8 Kg
Length x Height	270 x 80 mm

**1400W 125MM ANGLE GRINDER RAT-TAIL (MADE IN INDIA)****DW831**

Power Input	1400W
Disc Diameter	125 mm
Switch Type	Trigger
No Load Speed	11000 rpm
Spindle Thread	M14
Weight	3.1 Kg
Length x Height	290 x 80 mm



**950W, 125MM ANGLE GRINDER (MADE IN INDIA)**

**DWE4115**

Power Input	950W
Disc Diameter	125 mm
Switch Type	Slide
No Load Speed	12000 rpm
Spindle Thread	M14
Weight	1.8 Kg - RATALE
Length x Height	270 x 80 mm



**1100W 125MM ANGLE GRINDER (MADE IN INDIA)**

**DWE4215**

Power Input	1200W
Disc Diameter	125 mm
Switch Type	Slide
No Load Speed	15000 rpm
Spindle Thread	M14
Weight	1.9 Kg
Length x Height	285 x 80 mm

DES Technology



**1400W 125MM ANGLE GRINDER (MADE IN INDIA)**

**DWE4235**

Power Input	1400W
Disc Diameter	125 mm
Switch Type	Slide
No Load Speed	11500 rpm
Spindle Thread	M14
Weight	2.1 Kg
Length x Height	285 x 80 mm

DES Technology



**2200W, 180MM LAG (MADE IN INDIA)****DWE493**

Power Input	2200W
Disc Diameter	180 mm
Switch Type	Trigger
No Load Speed	8500 rpm
Spindle Thread	M14
Weight	5.1 Kg
Length x Height	484 x 112 mm

**2600W, 180MM LAG (MADE IN INDIA)****DWE497**

Power Input	2600W
Disc Diameter	180 mm
Switch Type	Trigger
No Load Speed	8500 rpm
Spindle Thread	M14
Weight	5.4 Kg
Length x Height	490 x 145 mm

**2200W, 180MM ANGLE GRINDER (MADE IN INDIA)****D28413**

Power Input	2200W
Disc Diameter	180 mm
Switch Type	Paddle
No Load Speed	8500 rpm
Spindle Thread	M14
Weight	4.7 Kg
Length x Height	520 x 145 mm



**2600W, 180MM LAG WITH PERFORM & PROTECT (MADE IN INDIA)****DWE4597**

Power Input	2600W
Disc Diameter	180 mm
Switch Type	Paddle
No Load Speed	8500 rpm
Spindle Thread	M14
OverLoad Protection	Yes
Weight	5.8 Kg
Length x Height	520 x 151 mm

**2200W, 230MM LAG (MADE IN INDIA)****DWE492**

Power Input	2200W
Disc Diameter	230 mm
Switch Type	Trigger
No Load Speed	6600 rpm
Spindle Thread	M14
Weight	5.2 Kg
Length x Height	490 x 151 mm

**2600W, 230MM LAG (MADE IN INDIA)****DWE496**

Power Input	2600W
Disc Diameter	230 mm
Switch Type	Trigger
No Load Speed	6500 rpm
Spindle Thread	M14
Weight	5.4 Kg
Length x Height	490 x 145 mm



**2600W, 230MM LAG WITH PERFORM & PROTECT (MADE IN INDIA)****DWE4579**

Power Input	2600W
Disc Diameter	230 mm
Switch Type	Paddle
No Load Speed	6500 rpm
Spindle Thread	M14
OverLoad Protection	Yes
Weight	5.9 Kg
Length x Height	520 x 145 mm

**450W, 6MM HEAVY DUTY DIE GRINDER WITH PADDLE SWITCH (MADE IN INDIA)****DWE487N**

Power Input	450W
Collet Size	6 mm
Switch Type	Paddle
No Load Speed	25000 rpm
Max. Wheel Diameter	38 mm
Spindle Thread	M15
Weight	1.6 Kg
Length	356 mm

**450W, 6MM SLIDE SWITCH DIE GRINDER (WITH LOCK-ON) (MADE IN INDIA)****DWE4884**

Power Input	450W
Collet Size	6 mm
Switch Type	Slide
No Load Speed	25000 rpm
Max. Wheel Diameter	38 mm
Spindle Thread	M15
Weight	1.6 Kg
Length	356 mm



**1300W BRUSHLESS VARIABLE SPEED DIE GRINDER****DWE4997**

Power Input	1300 W
No Load Speed	7500-25000 min <sup>-1</sup>
Collet Size	6 mm
Weight	2.4 Kg

**355MM HEAVY DUTY CHOP SAW (MADE IN INDIA)****DW871**

Voltage	220-240V
Power Input	2200W
No Load Speed	3800 min <sup>-1</sup>
Min. peripheral speed cutting disc	72 m/s
Disc Diameter	355 mm
Disc Bore	25.4 mm
Disc Body Thickness	3.0 mm
Thread Size of Spindle	M10
Cross-Cutting Capacity at 90°	
Circular	125 mm
Square	120 x 120 mm
Rectangular	115 x 160 mm
Angular	140 x 140 mm
Weight	18 Kg

**355MM INDUSTRIAL CHOP SAW (MADE IN INDIA)****D28730**

Voltage	230V
Type	20
Power Input	2300W
No Load Speed	4200 min <sup>-1</sup>
Min. peripheral speed cutting disc	80 m/s
Disc Diameter	355 mm
Disc Bore	25.4 mm
Disc Body Thickness	3.0 mm
Thread Size of Spindle	M10
Type of Cutting Disc	Straight, non-recessed
Cross-Cutting Capacity at 90°	
Circular	125 mm
Square	115 x 115 mm
Rectangular	115 x 130 mm
Angular	120 x 120 mm
Cross-Cutting Capacity at 45°	
Circular	115 mm
Square	98 x 98 mm
Rectangular	95 x 105 mm
Angular	105 x 105 mm
Weight	16 Kg





**355MM HEAVY DUTY CHOP SAW (MADE IN INDIA)****D28870**

Voltage	220-240V
Power Input	2200W
No Load Speed	3800 min <sup>-1</sup>
Min. peripheral speed cutting disc	80 m/s
Disc Diameter	355 mm
Disc Bore	25.4 mm
Disc Body Thickness	3.1 mm
Type of Cutting Disc Straight, non-recessed	
Cross-Cutting Capacity at 90°	
Circular	130 mm
Square	120 x 120 mm
Rectangular	100 x 200 mm
Angular	140 x 140 mm
Cross-Cutting Capacity at 45°	
Circular	130 mm
Square	110 x 110 mm
Rectangular	100 x 140 mm
Angular	120 x 120 mm
Weight	18.5 Kg

**1200W 50MM 2 SPEED MAGNETIC DRILL PRESS****DWE1622K**

Power Input	1200W
Speed Settings	2 speed
No Load Speed	300/450 rpm
Cutter Holder	19 mm Weldon shank (3/4")
Max. Cutting Depth with Cutters	50 mm
Max. Cutting Diameter with Cutters	50 mm
Drill Point Pressure	317 Kg
Clamping Force	3800 N
Stroke Length	147 mm
Weight	14.55 Kg
Magnetic Base Dimensions	180 x 84 mm

**7" CORDED POLISHER****DWP849X**

Power Input	1250W
No Load Speed	0-600/0-3500 rpm
Spindle Thread	M1 4
Weight	3.0 Kg
Length x Height	480 x 135 mm



**150MM 373W BENCH GRINDER****DW752R**

Power Input	373W
No Load Speed	2950 rpm
Wheel Diameter	152 mm
Wheel Thickness	15-17 mm
Bore Diameter	12.7-12.9
Grinder Wheel Speed	35m/s
Weight	13.8 Kg
Length x Height	310 x 215 mm

**254MM COMPOUND MITRE SAW + 80T ALU BLADE****DW714**

Voltage	220-240V
Type	1
Power Input	1650W
Blade Diameter	254 mm
Blade Thickness	3.2 mm
Bore Diameter	25.4 mm
Max. Blade Speed	4600 min <sup>-1</sup>
Max. Cross-cut Capacity 90°	130 mm
Max. Mitre Capacity 45°	91 mm
Max. Depth of Cut 90°	89 mm
Max. Depth of Bevel Cross-cut 45°	50 mm
Mitre (Max. Positions)	Left 47° Right 52°
Bevel (Max. Positions)	Left 45° Right 0°

**305MM SINGLE BEVEL MITRE SAW****DWS715**

Power Input	1600W
Blade Speed	4000 rpm
Blade Diameter	305 mm
Blade Bore Diameter	25.4 mm
Bevel Capacity	48/-3 °
Mitre Capacity [right/left]	45 / 45 °
Cutting Capacity at 90°/90° (W x H)	203 x 72 mm
Cutting Capacity at 90°/45° (W x H)	203 x 47 mm
Cutting Capacity at 45°/90° (W x H)	142 x 72 mm
Max. Cutting Capacity at 45°/45°	142 x 47 mm
Max. Depth of Cut [Saws]	99 mm
Weight	19 Kg
Length x Height	770 x 396 mm



**305MM 1675W SLIDE MITRE SAW - WITH VARIABLE SPEED****DWS780**

Power Input	1675W
Blade Speed	1900 - 3800 rpm
Blade Diameter	305 mm
Blade Bore Diameter	30 mm
Bevel Capacity	49°
Mitre Capacity [right/left]	60 / 50°
Cutting Capacity at 90°/90° (W x H)	345 x 76 mm
Cutting Capacity at 90°/45° (W x H)	244 x 76 mm
Cutting Capacity at 45°/90° (W x H)	268 x 63 mm
Max. Cutting Capacity at 45°/45°	212 x 76 mm
Max. Depth of Cut [Saws]	170 mm
Weight	24.8 Kg
Length x Height	770 x 396 mm

**500W JIGSAW, 800-3100SPM, 20MM STROKE LENGTH, 2.7KGS****DWE349**

Power Input	500W
No Load Stroke Rate	800-3100 spm
Stroke Length	20 mm
Bevel Capacity	45 deg
Max. Depth of Cut (Wood)	85 mm
Max. Depth of Cut (Steel)	10 mm
Max. Depth of Cut (Non Ferrous Metal)	20 mm
Keyless Blade Change	Yes
Weight	3 Kg
Length x Height	230 X 200 mm

**701W JIGSAW, 0-3100SPM, 26MM STROKE LENGTH, 2.6KGS****DW331K**

Power Input	701W
No Load Stroke Rate	0-3100 spm
Stroke Length	26 mm
Bevel Capacity	45 °
Max. Depth of Cut (Wood)	130 mm
Max. Depth of Cut (Steel)	12 mm
Max. Depth of Cut (Non Ferrous Metal)	30 mm
Keyless Blade Change	Yes
Weight	2.6 Kg
Length x Height	250 x 210 mm



**1500W 184MM CIRCULAR SAW****DWE5615**

Voltage	220 - 240V
Power Input	1500W
No-Load Speed	5500 min <sup>-1</sup>
Blade Diameter	184 mm
Maximum depth of Cut at	
90°	65 mm
45°	46 mm
Blade bore	20 mm
Bevel angle adjustment	5°
Weight	4 Kg

**1/4" SHEET ORBITAL SANDER****DWE6411**

Power Input	280W
Orbits Per Minute	14,000 opm
Orbit Size	1.6 mm
Paper Size	140 x 115 mm
Pad Size	108 x 115 mm
Weight	1.28 Kg
Length x Height	160 x 135 mm

**550W PORTABLE PLANER****D26676**

Power Input	550W
No Load Speed	17000 rpm
Max. Depth of Cut	1.5 mm
Rebating Depth	10 mm
Planer Width	82 mm
Shoe Length	309 mm
Drum Diameter	54 mm
Weight	2.72 Kg
Length x Height	290 X 180 mm



**1800W PORTABLE THICKNESS PLANER****DW733**

Power Input	1800W
No Load Speed	10000 rpm
Max. Capacity	64-315 mm (Width)
Max. Depth of Cut	3.2 mm
Max. Planing Depth	2 mm
Max. Thicknesser Capacity	152 mm (Height)
Feed Rate	8 m/min
Overload Protection	Yes
Weight	33.6 Kg
Length x Height	520 x 445 mm

**250mm 2000W LIGHTWEIGHT TABLE SAW****DWE7492**

Power Input	2000W
Blade Speed	4800 rpm
Blade Diameter	250 mm
Blade Bore Diameter	30 mm
Bevel Capacity -	3 to 48 °
Max. Ripping Capacity [right / left]	825 x 558 mm
Max. Depth of Cut at 90°	77 mm
Max. Depth of Cut at 45°	55 mm
Table Size	680x650 mm
Weight	26.5 Kg
Depth	742 mm
Length x Height	577 x 425 mm

**2000W, HEAT GUN WITH LCD DISPLAY (+/- 10°C)****D26414**

Power Input	2000W
Operating Temperature	50 - 600 °C
Air Flow	650 l/min
Weight	0.85 Kg
Length x Height	265 x 210 mm



**800W HEAVY DUTY INDUSTRIAL BLOWER**

**DWB800**

Power Input	800W
Speed	0 - 16000 rpm
Air Volume	4.5 m <sup>3</sup> /min
Suction	2.5 m <sup>3</sup> /min
Weight	1.8 Kg



**HEAVY DUTY MITER SAW STAND**

**DWX723**



Compact Length	1765 mm
Extended Length	3835 mm
Include Disclaimer	* Stand only. Tool only for illustration

**125MM SURFACE GRINDING SHROUD**

**DWE46150**



Product Fitment	All 115 / 125 mm grinders
Max. Disc Diameter	125 mm
Accessories Accepted	Diamond Cups
Weight	0.3 Kg



**COMING  
SOON**

**1400W 5" SAG WITH PADDLE SWITCH**

**DWE4233**



**1400W 5" NO-VOLT SAG WITH SLIDE SWITCH**

**DWE4237**



**850W 4" SAG WITH PADDLE SWITCH**

**DWE8200PL**



**127V 800W 4" SAG WITH PADDLE SWITCH (LOW VOLTAGE)**


**DWE4002**



**127V 2200W 7" LAG WITH LOCK ON SWITCH (LOW VOLTAGE)**

**DWE493**






    @ DewaltToolsIndia

## **STANLEY BLACK & DECKER INDIA PRIVATE LIMITED**

28 Akemps, 3rd Main, 1st Cross, Ashwini Layout,  
Koramangala, Intermediate Ring Road, Bangalore - 560047

 [sbd-customercommunications@sbdinc.com](mailto:sbd-customercommunications@sbdinc.com)

Customer Support # 1800 203 0644  +91 9606055835



CAT-TR0002