

Polyhose®

Providing Flexible Solutions Globally



RUBBER HYDRAULIC

THERMOPLASTIC - PTFE - UHP

SS FLEXIBLE - HYDRAULIC FITTINGS

REV 07 2021

ABOUT US

Polyhose is an Indian based multinational diversified industrial conglomerate focused on design, development, manufacturing and distribution of fluid conveyance product. Our manufacturing plants are the most modern with state of art facilities and the required skilled expertise to deliver premium quality, reliable, high performing product.

Polyhose had a humble beginning in the year 1996, but within a span of just two decades it has established a global imprint with operations in North America, Europe, Middle East, South East Asia and today engages more than 1500 employees in its worldwide operation with an aspiration to make Polyhose the most preferred brand in the international market.

Polyhose state of art manufacturing facilities are accredited with ISO 9001-2008 & TS16949 as well EMS Certified operations, managed by skilled and talented Managers from the Industry, building competitive advantage through robust processes and implementing operational excellence in each area of operations to deliver world class POLYHOSE Branded products.

Polyhose, today a world class manufacturer of Thermoplastic, Rubber Hydraulic, PTFE and Industrial hose with an annual capacity of 100 million meters.

Our Scale of economy will benefit both International and Indian customer and we sincerely request customers to enjoy the benefits of Quality – Cost- Service by Patronizing POLYHOSE brand.

Polyhose looks forward to increases association with dynamic organisations in search of new development in the field of Industrial, Automobile, Hydraulic and Pneumatic applications with the aim to establish cost effective and high quality hoses for hydraulic power transmission.



POLYHOSE IS COMMITTED TO

- On-time delivery of high performance products meeting customer requirements.
- Redefining polymer engineering.
- Deliver quality excellence exceeding international standards.
- Collaborative, long term partnerships with strategic customers.
- Global Presence and Support.



Our mantra to success is to redefining **Innovation,** redefining **Customer Support** and redefining **Polymer Engineering**

INDEX

RUBBER HYDRAULIC HOSE RANGE

RUBBER - LOW & MEDIUM PRESSURE HYDRAULIC HOSE		Pg No.
PH253	SAE 100R1AT / EN 853-1SN / ISO 1436 HYDRAULIC HOSE	5
PH143	EN 853-1ST HYDRAULIC HOSE	5
PH257	EN 857-1SC / ISO 11237-1 HYDRAULIC HOSE	6
PH296	EXCEEDS EN 857-1SC 1W COMPACT HYDRAULIC HOSE	6
PH254	SAE 100R2AT / EN 853-2SN / ISO 1436 HYDRAULIC HOSE	7
PH144	EN 853-2ST HYDRAULIC HOSE	7
PH258	SAE 100R16 / EN 857-2SC / ISO 11237-1 HYDRAULIC HOSE	8
PH297	EXCEEDS SAE100 R16 / EN 857-2SC COMPACT HYDRAULIC HOSE	8
PH293	SAE 100R17 1W OR 2W BRAIDED HYDRAULIC HOSE	9
PH213	ISO-BARIC 3K - 3000PSI 1W OR 2W BRAIDED HYDRAULIC HOSE	9
PH214	ISO-BARIC 4K - 4000PSI 1W OR 2W BRAIDED HYDRAULIC HOSE	10
PH215	ISO-BARIC 5K - 5000PSI 2W BRAIDED HYDRAULIC HOSE	10
PH216	ISO-BARIC 6K - 6000PSI 2W BRAIDED HYDRAULIC HOSE	11
PH190	PILOT HOSE - 1W BRAIDED HYDRAULIC HOSE	11
PH142	2W BRAIDED HIGH PRESSURE HYDRAULIC HOSE	12
PH176	3W BRAIDED HIGH PRESSURE HYDRAULIC HOSE	12
PH145	SAE 100R4 HYDRAULIC SUCTION HOSE	13
PH146	SAE 100R5 HYDRAULIC HOSE	13
PH186	EXCEEDS SAE 100R5 HI-TEMP HYDRAULIC HOSE	14
PH150	SAE 100R3 HYDRAULIC HOSE	14
PH147	SAE 100R6 HYDRAULIC HOSE	15
PH204	R6 FRAS MSHA	15
PH161	EN 854-1TE HYDRAULIC HOSE	16
PH162	EN 854-2TE HYDRAULIC HOSE	16
PH163	EN 854-3TE HYDRAULIC HOSE	17
PH175	2W BRAIDED HIGH PRESSURE JACK HOSE	17

PRESSURE WASHER HOSE		Pg No.
PH513	PW - 3K - 3000PSI	18
PH514	PW - 4K - 4000PSI	18
PH516	PW - 6K - 6000PSI	19
PH521	SUPER SERVICE HOSE - 1W	19
PH522	SUPER SERVICE HOSE - 2W	19

HIGH PRESSURE SPIRAL HOSE		Pg No.
PH177	MEDIUM PRESSURE HYDRAULIC HOSE - 4 WIRE SPIRAL	20
PH178	HIGH PRESSURE HYDRAULIC HOSE - 4 OR 6 WIRE SPIRAL	20
PH279	HIGH PRESSURE HYDRAULIC HOSE - 4 OR 6 WIRE SPIRAL	21
PH277	MEDIUM PRESSURE HYDRAULIC HOSE - 4 WIRE SPIRAL	21
PH278	EXTRA HIGH PRESSURE HYDRAULIC HOSE - 4 WIRE SPIRAL	22
PH183	FIRE SHIELD HOSE 5000PSI	22

WATER BLAST HOSE		Pg No.
PH280	WATER BLAST 30K - 4 WIRE SPIRAL	23
PH281	WATER BLAST 40K - 4 WIRE SPIRAL	23
PH282	WATER BLAST 45K - 4 WIRE SPIRAL	24
PH283	WATER BLAST 50K - 6 WIRE SPIRAL	24

MINING HOSE		Pg No.
PH174	MINING HYDRAULIC HOSE - 2W	25

FUEL HOSE		Pg No.
PH442	HARD WALL FUEL DISPENSING HOSE - 1W	25
PH443	SOFT WALL FUEL DISPENSING HOSE	26
PH531	FUEL HOSE	26
PH532	FUEL HOSE	27
PH533	LPG HOSE - 1W	27
PH534	LPG HOSE - 1W	28
PH535	LPG HOSE - 1W	28
PH536	CNG HOSE	29
PH542	SAE J30R7 FUEL & OIL HOSE	29

AUTOMOBILE & AIR CONDITIONING HOSE		Pg No.
PH140	HI TEMP BRAKE HOSE	30
PH503	AIR CONDITIONING HOSE - 1W	30
PH540	AIR BRAKE HOSE	31
PH550	AAR M618, M619 RAIL BRAKE HOSE	31

RUBBER INDUSTRIAL HOSE RANGE

INDUSTRIAL HOSE		Pg No.
PH440	COMPRESSED AIR HOSE - 40 BAR	32
PH471	STEAM HOSE - 1W - 10 BAR	32
PH472	STEAM HOSE - 2W - 20 BAR	33
PH475	STEAM HOSE WITH HELICAL WIRE - 20 BAR	33
PH555	NON CONDUCTIVE HOSE - 20 BAR	34
PH566	AIR BREATHING HOSE EN14593/14594 - 35 BAR	34
PH601	WATER SUCTION & DISCHARGE - 10 BAR	35
PH602	WATER DISCHARGE - 10 BAR	35
PH604	WATER SUCTION & DISCHARGE - 20 BAR	36
PH606	STEEL MILL WATER DELIVERY WITH FIBER GLASS COVER - 10 BAR	36
PH607	STEEL MILL WATER SUCTION & DELIVERY WITH FIBER GLASS COVER - 10 BAR	37
PH609	THERMOPLASTIC LINED PAINT SUCTION & DISCHARGE HOSE - 10 BAR	37
PH610	WATER DISCHARGE HOSE - 20 BAR	38
PH611	OIL / FUEL SUCTION & DISCHARGE HOSE - 10 BAR	38
PH613	OIL / FUEL DELIVERY HOSE - 10 BAR	39
PH614	OIL SUCTION & DISCHARGE HOSE - 20 BAR	39
PH615	OIL SUCTION & DISCHARGE HOSE - 40 BAR	40
PH617	OIL / FUEL DELIVERY HOSE - 20 BAR	40
PH620	AIR & WATER DISCHARGE HOSE - 10 BAR	41
PH621	CEMENT / PLASTER PLACEMENT HOSE - 10 BAR	41
PH622	HIGH PRESSURE PLASTER SPRAY HOSE - 40 BAR	42
PH623	BULK MATERIAL SUCTION & DISCHARGE HOSE - 10 BAR	42
PH624	SHOT BLASTING HOSE - 12 BAR	43
PH625	BUNKER TRUCK HOT AIR BLOWER HOSE - 10 BAR	43
PH626	DRY CEMENT DELIVERY / SILO HOSE - 10 BAR	44
PH628	ABRASIVE BULK MATERIAL SUCTION & DISCHARGE HOSE - 20 BAR	44
PH629	ABRASIVE BULK MATERIAL DISCHARGE HOSE - 10 BAR	45
PH630	AIR & WATER DISCHARGE HOSE - 20 BAR	45
PH631	INDUSTRIAL DUTY AIR HOSE - 20 BAR	46
PH639	BULK MATERIAL DISCHARGE HOSE - 20 BAR	46
PH642	XLPE CHEMICAL SUCTION & DISCHARGE HOSE - 17 BAR	47
PH645	UHMPE CHEMICAL SUCTION & DISCHARGE HOSE - 17 BAR	47
PH646	EPDM CHEMICAL SUCTION & DISCHARGE HOSE - 17 BAR	48
PH647	SLURRY & MUD WATER SUCTION & DISCHARGE HOSE - 10 BAR	48
PH648	UHMWPE SUCTION & DISCHARGE FOOD HOSE - 17 BAR	49
PH649	CONCRETE DELIVERY HOSE	49
PH651	RADIATOR HOSE - 3 BAR	50
PH657	OIL / FUEL DELIVERY HOSE - 20 BAR FRAS	50
PH661	MINE BLAST HANDLING HOSE - 20 BAR	51
PH663	AIR & WATER DISCHARGE HOSE - 20 BAR FRAS	51
PH681	SATURATED STEAM & HOT WATER DELIVERY HOSE - 7 BAR	52
PH687	GENERAL PURPOSE HOSE - 20 BAR	52
PH693	FIRE SHIELD HOSE 305PSI	52

THERMOPLASTIC PRODUCT RANGE

HYDRAULIC HOSE		Pg No.
PH148	MEDIUM PRESSURE HYDRAULIC HOSE - R7	53
PH149	HIGH PRESSURE HYDRAULIC HOSE -R8	53
PH353	HIGH PRESSURE HYDRAULIC HOSE - R8	54
PH194	LOW TEMPERATURE HOSE - R18	54
PH348	MEDIUM PRESSURE HYDRAULIC HOSE - 1W	55
PH349	HIGH PRESSURE HYDRAULIC HOSE - 2W	55
PH358	COMPACT HOSE - R7	56
PH761	HYBRID HOSE - 1W	56
PH762	HYBRID HOSE - 2W	56

SEWER JETTING HOSE		Pg No.
PH301	SEWER JET - 2500 PSI	57
PH302	SEWER JET - 3000 PSI	57
PH303	SEWER JET - 3600 PSI	58
PH304	SEWER JET - 4000 PSI	58
PH305	SEWER JET - 2800 PSI	59
PH306	SEWER JET - 3000 PSI	59
PH307	SEWER JET - 3600 PSI	60
PH308	SEWER JET - 3600 / 4000 PSI	60

PAINT SPRAY HOSE		Pg No.
PH342	PAINT SPRAY - 1W	61
PH343	PAINT SPRAY - 2W	61
PH344 / PH345	HIGH PRESSURE PAINT SPRAY	62
PH346	VERY HIGH PRESSURE PAINT SPRAY	62
PH347	SUPER HIGH PRESSURE PAINT SPRAY	63
PH341	PAINT & AGGRESSIVE CHEMICAL SPRAY - 1W	63
PH340	PAINT & AGGRESSIVE CHEMICAL SPRAY - 2W	64
PH721/ PH722	FLUOROPOLYMER - LOW PRESSURE CONDUCTIVE / NON - CONDUCTIVE	64
PH727/ PH728	LOW PRESSURE CONDUCTIVE / NON - CONDUCTIVE	65
PH729/ PH730	LOW PRESSURE CONDUCTIVE / NON - CONDUCTIVE	65

HIGH PRESSURE HOSE		Pg No.
PH350 / PH351	VERY HIGH PRESSURE JACK HOSE	66
PH352	VERY HIGH PRESSURE JACK HOSE - NON CONDUCTIVE	66
PH751	COMPACT JACK HOSE	67

INDUSTRIAL - AIR BREATHING HOSE		Pg No.
PH395	AIR BREATHING HOSE - 6000 PSI	67
PH396	AIR BREATHING HOSE - 7000 PSI	67

LUBRICATION HOSE		Pg No.
PH320 / PH321/ PH322	LUBRICATION GREASE HOSE	68
PH734	GREASE HOSE - LOW PRESSURE	68

CNG HOSE		Pg No.
PH324	ELECTRICALLY CONDUCTIVE CNG HOSE	69
PH325	ELECTRICALLY CONDUCTIVE CNG HOSE	69

REFRIGERATION HOSE		Pg No.
PH334	REFRIGERATION HOSE	70
PH326 / PH327 / PH328	BEVERAGE DISPENSING HOSE	70

MICRO BORE HOSE		Pg No.
PH354 / PH355	MICRO BORE HOSE	71

PILOT LINE HOSE		Pg No.
PH392	PILOT LINE HOSE	71

MOISTURE BLOK HOSE		Pg No.
PH758	MOISTURE BLOK HOSE	72

AUTOMOTIVE HOSE		Pg No.
PH771	CAB TILT HOSE	72
PH772	CLUTCH HOSE	72

PU DUCTING		Pg No.
HOSE NOMENCLATURE		73
POLYURETHANE DUCTING - STANDARD	STANDARD WALL THICKNESS	74
POLYURETHANE DUCTING - STANDARD C	STANDARD CONSTANT WALL THICKNESS	75
POLYURETHANE DUCTING - MEDIUM	MEDIUM WALL THICKNESS	76
POLYURETHANE DUCTING - MEDIUM C	MEDIUM CONSTANT WALL THICKNESS	77
POLYURETHANE DUCTING - HEAVY	HEAVY WALL THICKNESS	78
POLYURETHANE DUCTING - HEAVY C	HEAVY CONSTANT WALL THICKNESS	79

THERMOPLASTIC - INDUSTRIAL & AUTOMOTIVE TUBINGS		Pg No.
PRODUCT CODE NOMENCLATURE		80
POLYAMIDE TUBING	PA6 , PA11, PA12 TUBE	81
POLYURETHANE TUBING	PU TUBE	82
SPATTER TUBES	PU TUBE WITH SPATTER RESISTANT COVER	83
PTFE TUBING	PTFE TUBE	84-86
FLUORINATED ETHYLENE	FEP TUBE	87
PROPYLENE TUBING		

PTFE HOSE		Pg No.
PH179	PTFE HOSE - R14	88
PH311	PTFE HOSE - R14 - ELECTRICAL CONDUCTIVE	88
PH313	PTFE HOSE - R14 - INCREASED WALL	89
PH381	PTFE HOSE - R14 - 2 WIRE	89
PH382	PTFE - GAS HOSE	90
PH370	PTFE - CONVOLUTED HOSE	90
PH371	PTFE - ELECTRICAL CONDUCTIVE CONVOLUTED HOSE	91
PH782	PTFE - CONVOLUTED HOSE WITH HELIX WIRE AND STAINLESS STEEL - STANDARD WALL	91
PH783	PTFE - CONVOLUTED HOSE WITH HELIX WIRE AND POLYPROPYLENE YARN -STANDARD WALL	92
PH785	PTFE - CONVOLUTED HOSE WITH POLYPROPYLENE YARN - STANDARD WALL	92
PH775	PTFE - GAS HOSE - ARAMID	93
PH776	PTFE - GAS HOSE - 1W	93
PH777	PTFE - BRAKE FLUID HOSE	93
PH778	PTFE - NITROGEN GAS HOSE	94
PH765	MEDIUM PRESSURE FLUORO-COMP HOSE	94

UHP HOSE		Pg No.
UHP HOSE FITTING CODIFICATION		95
PH902	2 SPIRALS OF HIGH TENSILE STEEL WIRE	96
PH902P	2 SPIRALS OF HIGH TENSILE STEEL WIRE, 1 BRAID OF STEEL WIRE	96
PH902Q	4 SPIRALS OF HIGH TENSILE STEEL WIRE, 2 DENSE AND 2 OPEN LAYERS	97
PH902QL		
PH902QZ		
PH903	2 SPIRALS OF HIGH TENSILE STEEL WIRE, 1 BRAID OF G.I STEEL WIRE	97
PH904	4 SPIRALS OF HIGH TENSILE STEEL WIRE	98
PH904R	4 SPIRALS OF HIGH TENSILE STEEL WIRE	98
PH906	6 SPIRALS OF HIGH TENSILE STEEL WIRE	99
PH906R	6 SPIRALS OF HIGH TENSILE STEEL WIRE	99
PH908	8 SPIRALS OF HIGH TENSILE STEEL WIRE	100

PVC HOSE		Pg No.
PH360	PNEUMATIC TOOL HOSE	101
PH361	SUPER SPRAY HOSE	101
PH362	WELDING HOSE	101
PH365	AIR / WATER HOSE	102
PH365L	AIR / WATER HOSE - LIGHT DUTY	102

INDEX



PH367	PVC BRAIDED HOSE	103
PH367L	PVC BRAIDED HOSE - LIGHT DUTY	103
PH368	MULTIPURPOSE HOSE	103

COMPOSITE HOSE		Pg No.
PH801	POLY - TANKER HOSE - 7 BAR	104
PH802	POLY - OIL HOSE - 10 BAR	104
PH803	POLY - AVIATION FUEL HOSE - 7 BAR	104
PH804	POLY - FUEL HOSE - 7 BAR	105
PH805	POLY - PTFE CHEMICAL HOSE - 10 BAR	105
PH806	POLY - CHEMICAL HOSE SS - 10 BAR	105
PH807	POLY - CHEMICAL HOSE PP - 10 BAR	106
PH808	POLY - CHEMICAL DOCK HOSE - 14 BAR	106
PH809	POLY - DOCK PTFE HOSE - 14 BAR	106
PH810	POLY - DOCK PG HOSE - 14 BAR	106
PH811	POLY - OIL DOCK HOSE - 14 AR	107
COMPOSITE HOSE - FITTINGS		108-110

SS FLEXIBLE HOSE		Pg No.
PRODUCT NOMENCLATURE	CORRUGATED FLEXIBLE HOSE - SS304 / 321 / 316L	111
PH2000	MFM SERIES - MECHANICAL FORMED MEDIUM WEIGHT & MEDIUM FLEXIBILITY	112
PH2100	MFH SERIES - MECHANICAL FORMED MEDIUM WEIGHT WITH HIGH FLEXIBILITY	113
PH2200	HFM SERIES - HYDROFORMED LIGHT WEIGHT WITH MEDIUM FLEXIBILITY	114
PH2300	HFH SERIES - HYDROFORMED HEAVY WEIGHT WITH MEDIUM FLEXIBILITY	115

HYDRAULIC FITTING		Pg No.
CODIFICATION / REFERENCE / INSERT AND FERRULE CHART		116-132

ACCESSORIES		Pg No.
-------------	--	--------

PH369 PROTECTIVE SLEEVE	133
-------------------------	-----

PH368HG - SPIRAL GUARD	134
------------------------	-----

NYLON BUNDLE STRAP	135
--------------------	-----

ASSEMBLY MANUAL	136-142
-----------------	---------

PRODUCT INDEX	143-148
---------------	---------

INTERNATIONAL STANDARD AND HOSE SELECTION MATRIX	149-150
--	---------

HOSE SIZE VS PRESSURE MATRIX	139-154
------------------------------	---------

CHEMICAL RESISTANCE CHART	155-137
---------------------------	---------

POLYHOSE COVER OPTIONS

STANDARD COVER :

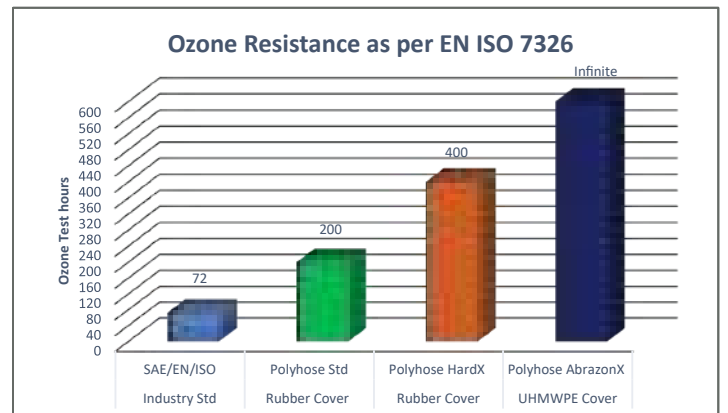
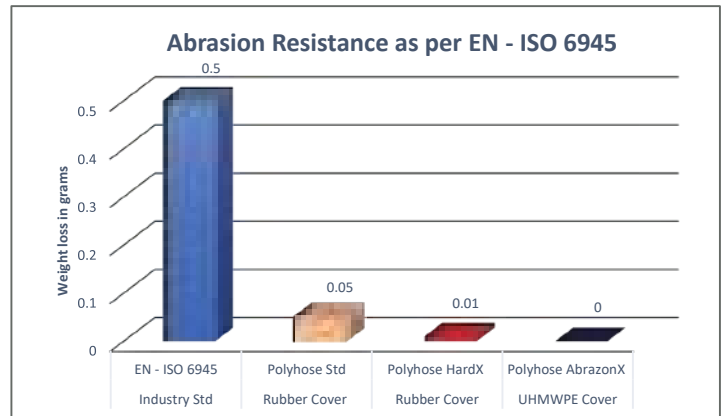
A synthetic rubber-based cover fully compliant with SAE, EN & ISO standards. Far from “standard” it surpasses minimum abrasion requirements by a factor of five and offers 2½ times the resistance to Ozone specified in the SAE/EN/ISO Standards.

HARD-X COVER :

A cover specifically designed for superior abrasion resistance for use in demanding & extreme environmental conditions. Twenty-five times more resistant to abrasion than the minimum level specified in EN ISO 6945 and five times more resistant to Ozone than the Industry Standards.

ABRAZON-X COVER :

This extraordinary cover is sealed and protected by an ultra-resilient UHMWPE film resulting in an off-the-scale resistance to abrasion and ozone – setting a standard of it’s own.



PH 253 - R1AT / 1 SN

Applicable Standard : SAEJ517-100R1AT / EN 853-1SN / ISO 1436

Construction

Inner tube Black colour, Synthetic rubber resistant to oil and water

Reinforcement Single steel wire braid

Cover Black colour, Synthetic rubber resistant to abrasion and weather, oil & ozone

Application Medium Pressure Hydraulic Lines 10 to 250 bar. For use with petroleum, synthetic or water based fluids in Hydraulic systems. Suitable for Agricultural, Earthmoving & Material handling equipment and machineries/systems



Cover options	Temperature usage option
PH248 : HARDX MSHA	PH553 : Low temperature -55°C to + 100°C
PH298 : ABRAZONX MSHA	PH255 : High temperature MSHA cover -40°C to +135°C
	PH291 : Ultra high temperature MSHA cover -40°C to +150°C

Note : Sizes 2-1/2" to 4" are not covered under SAEJ517-100R1AT/EN 853-1SN

Item Code	Dash Size	DN	ID		OD		WP		BP		BR/r		W
			inch	mm	inch	mm	psi	bar	psi	bar	inch	mm	kg/m
PH253-03	-03	05	3/16	5.1	0.45	11.5	3625	250	14500	1000	3.5	90	0.205
PH253-04	-04	06	1/4	6.7	0.52	13.1	3265	225	13050	900	3.9	100	0.262
PH253-05	-05	08	5/16	8.2	0.58	14.7	3120	215	12470	860	4.5	115	0.283
PH253-06	-06	10	3/8	9.8	0.67	17.1	2610	180	10440	720	4.9	125	0.383
PH253-08	-08	12	1/2	13.1	0.80	20.2	2320	160	9280	640	7.1	180	0.438
PH253-10	-10	16	5/8	16.2	0.92	23.3	1885	130	7540	520	7.9	200	0.536
PH253-12	-12	19	3/4	19.3	1.07	27.3	1525	105	6090	420	9.4	240	0.675
PH253-16	-16	25	1	25.9	1.39	35.3	1305	90	5150	355	11.8	300	1.008
PH253-20	-20	31	1.1/4	32.4	1.69	43.0	945	65	3700	255	16.5	420	1.443
PH253-24	-24	38	1.1/2	38.7	1.97	50.1	725	50	2900	200	19.7	500	1.735
PH253-32	-32	51	2	51.3	2.50	63.4	580	40	2320	160	24.8	630	2.352
PH253-40	-40	63	2.1/2	63.5	2.99	76.0	580	40	2105	145	29.9	760	2.640
PH253-48	-48	76	3	76.2	3.56	90.5	510	35	2030	140	35.4	900	3.798
PH253-64	-64	100	4	101.6	4.61	117.0	145	10	580	40	46.1	1170	4.928



Temperature Range: Continuous: -40°C to +100°C Intermittent: +120°C
Impulse Cycles: 150,000; Tested upto 300,000 cycles, upto 1" I.D

PH 143 - 1ST

Applicable Standard : EN 853 - 1ST

Construction

Inner tube Black colour, synthetic rubber resistant to oil & water

Reinforcement Single steel wire braid

Cover Black colour, Synthetic rubber resistant to abrasion and weather, oil & ozone

Application Medium Pressure Hydraulic Lines 35 to 40 bar. For use with petroleum, synthetic or water based fluids in Hydraulic systems. Suitable for Agricultural, Earthmoving & Material handling equipment and machineries/systems



Cover options
PH280 : HARDX MSHA

Item Code	Dash Size	DN	ID		OD		WP		BP		BR/r		W
			inch	mm	inch	mm	psi	bar	psi	bar	inch	mm	kg/m
PH143-32	-32	51	2	51	2.64	67.0	580	40	2320	160	24.8	630	2.801
PH143-48	-48	76	3	76	3.62	92.0	510	35	2030	140	35.4	900	3.936



Temperature Range: Continuous: -40°C to +100°C Intermittent : +120°C

PH 257 - 1SC

Applicable Standard : EN 857 - 1SC / ISO 11237-1



Construction

Inner tube Black colour, synthetic rubber resistant to oil & water

Reinforcement Single steel wire braid

Cover Black colour, Synthetic rubber resistant to abrasion and weather, oil & ozone

Application Medium Pressure Hydraulic Lines 75 to 225 bar requiring compact outer dia, and high flexibility for use with petroleum, synthetic or water based fluids in Hydraulic systems. Suitable for Agricultural, Construction & Material handling equipment and machineries/systems

Cover options	Temperature usage option
PH157 : Non MSHA	PH167 : High temperature -40°C to +135°C
	PH557 : Low temperature -55°C to +100°C
	PH169 : Ultra high temperature -40°C to +150°C
	PH267 : High temperature MSHA cover -40°C to +135°C
	PH269 : Ultra high temperature MSHA cover -40°C to +150°C

Note : 1.1/4" 1SC not covered under EN857

Item Code	Dash Size	DN	ID		OD		WP		BP		BR/r		W
			inch	mm	inch	mm	psi	bar	psi	bar	inch	mm	kg/m
PH257-04	-04	06	1/4	6.7	0.51	13.0	3265	225	13050	900	2.0	50	0.216
PH257-05	-05	08	5/16	8.2	0.56	14.1	3120	215	12470	860	2.2	55	0.242
PH257-06	-06	10	3/8	9.8	0.64	16.3	2610	180	10440	720	2.4	60	0.308
PH257-08	-08	12	1/2	13.1	0.79	20.1	2320	160	9280	640	2.8	70	0.442
PH257-10	-10	16	5/8	16.2	0.89	22.5	1885	130	7540	520	3.5	90	0.481
PH257-12	-12	19	3/4	19.3	1.03	26.2	1525	105	6090	420	3.8	97	0.596
PH257-16	-16	25	1	25.9	1.35	34.2	1305	90	5150	355	5.9	150	0.885
PH257-20	-20	31	1.1/4	32.1	1.65	42.0	1090	75	4350	300	11.8	300	1.087



Temperature Range: Continuous: -40°C to +100°C Intermittent: +120°C

Impulse Cycles : 150,000; Tested upto 300,000 cycles, upto 1" I.D

PH 296 - 1SNX - HP

Applicable Standard : Exceeds EN 857



Construction

Inner tube Black colour, Synthetic rubber resistant to oil and water

Reinforcement Single steel wire braid

Cover Black colour, Synthetic rubber resistant to abrasion and weather, oil & ozone

Application Medium Pressure Hydraulic Lines 110 to 290 bar and requires compact outer dia, and high flexibility for use with petroleum, synthetic or water based fluids in Hydraulic systems. Suitable for Agricultural, Construction & Material handling equipment and machineries/systems

Item Code	Dash Size	DN	ID		OD		WP		BP		BR/r		W
			inch	mm	inch	mm	psi	bar	psi	bar	inch	mm	kg/m
PH296-04	-04	06	1/4	6.7	0.47	12.0	4205	290	16820	1160	1.6	40	0.186
PH296-05	-05	08	5/16	8.2	0.55	14.0	3625	250	14500	1000	2.2	55	0.235
PH296-06	-06	10	3/8	9.8	0.63	16.0	3335	230	13340	920	2.6	65	0.295
PH296-08	-08	12	1/2	13.1	0.75	19.0	2900	200	11600	800	3.1	80	0.377
PH296-10	-10	16	5/8	16.2	0.87	22.0	2175	150	8700	600	4.1	105	0.454
PH296-12	-12	19	3/4	19.3	1.02	26.0	1815	125	7250	500	4.7	120	0.582
PH296-16	-16	25	1	25.9	1.30	33.0	1595	110	6380	440	6.3	160	0.804
PH296-20	-20	31	1.1/4	32.0	1.73	44.0	1450	100	5800	400	11.8	300	1.516



Temperature Range: Continuous: -40°C to +100°C Intermittent : +120°C

Impulse Cycles: 150,000 cycles

PH 254 - R2 AT / 2SN

Applicable Standard : SAE J517-100 R2AT / EN 853-2SN / ISO 1436

Construction

Inner tube Black colour, Synthetic rubber resistant to oil and water

Reinforcement Double steel wire braids

Cover Black colour, Synthetic rubber resistant to abrasion and weather, oil & ozone

Application High Pressure Hydraulic Lines 50 to 415 bar. For use with petroleum, synthetic or water based fluids in Hydraulic systems. Suitable for Agricultural, Earthmoving & Material handling equipment and machineries/systems



Cover options	Temperature usage option
PH249 : HARDX MSHA	PH554 : Low temperature -55°C to + 100°C
PH299 : ABRAZONX MSHA	PH256 : High temperature MSHA cover -40°C to +135°C
	PH292 : Ultra high temperature MSHA cover -40°C to +150°C

Note : Sizes 3" to 4" are not covered under SAEJ517-100R1AT/EN 853-2SN

Item Code	Dash Size	DN	ID		OD		WP		BP		BR/r		W
			inch	mm	inch	mm	psi	bar	psi	bar	inch	mm	kg/m
PH254-03	-03	05	3/16	5.1	0.52	13.1	6020	415	24070	1660	3.5	90	0.319
PH254-04	-04	06	1/4	6.7	0.58	14.7	5800	400	23200	1600	3.9	100	0.386
PH254-05	-05	08	5/16	8.2	0.64	16.3	5075	350	20300	1400	4.5	115	0.458
PH254-06	-06	10	3/8	9.8	0.74	18.7	4785	330	19140	1320	4.9	125	0.590
PH254-08	-08	12	1/2	13.1	0.86	21.8	3990	275	15950	1100	7.1	180	0.679
PH254-10	-10	16	5/8	16.2	0.98	25.0	3625	250	14500	1000	7.9	200	0.825
PH254-12	-12	19	3/4	19.3	1.14	28.9	3120	215	12470	860	9.4	240	1.009
PH254-16	-16	25	1	25.9	1.48	37.5	2395	165	9570	660	11.8	300	1.457
PH254-20	-20	31	1.1/4	32.4	1.87	47.6	1815	125	7250	500	16.5	420	2.272
PH254-24	-24	38	1.1/2	38.7	2.13	54.0	1305	90	5220	360	19.7	500	2.620
PH254-32	-32	51	2	51.3	2.63	66.7	1160	80	4640	320	24.8	630	3.381
PH254-40	-40	63	2.1/2	63.5	3.15	80.0	1015	70	4060	280	29.9	760	4.443
PH254-48	-48	76	3	76.2	3.68	93.4	800	55	3190	220	35.4	900	5.459
PH254-64	-64	100	4	101.6	4.67	118.5	725	50	2900	200	46.5	1180	5.887



Temperature Range: Continuous: -40°C to +100°C Intermittent: +120°C
Impulse Cycles: 2,00,000; Tested upto 4,00,000 cycles, upto 1" I.D

PH 144 - 2ST

Applicable Standard : EN 853 - 2ST

Construction

Inner tube Black colour, Synthetic rubber resistant to oil and water

Reinforcement Double steel wire braids

Cover Black colour, Synthetic rubber resistant to abrasion and weather, oil & ozone

Application Medium Pressure Hydraulic Lines 55 to 80 bar. For use with petroleum, synthetic or water based fluids in Hydraulic systems. Suitable for Agricultural, Earthmoving & Material handling equipment and machineries/systems



Cover options
PH209 : HARDX MSHA

Item Code	Dash Size	DN	ID		OD		WP		BP		BR/r		W
			inch	mm	inch	mm	psi	bar	psi	bar	inch	mm	kg/m
PH144-32	-32	51	2	51.0	2.76	70.0	1160	80	4640	320	24.8	630	3.729
PH144-48	-48	76	3	76.0	3.66	93.0	800	55	3190	220	35.4	900	5.167



Temperature Range: Continuous: -40°C to +100°C Intermittent : +120°C

PH 258 - 2SC

Applicable Standard : EN 857 - 2SC / SAE 100 R16 / ISO 11237-1



Construction

Inner tube Black colour, Synthetic rubber resistant to oil and water

Reinforcement Double steel wire braids

Cover Black colour, Synthetic rubber resistant to abrasion and weather, oil & ozone

Application High Pressure Hydraulic Lines 125 to 400 bar and requiring compact outer dia, and high flexibility for use with petroleum, synthetic or water based fluids in Hydraulic systems. Suitable for Agricultural, Earthmoving & Material handling equipment/machineries and systems

Cover options	Temperature usage option
PH158 : Non MSHA	PH168 : High temperature -40°C to +135°C
PH230 : HARDX MSHA	PH170 : Ultra high temperature -40°C to +150°C
	PH558 : Low temperature -55°C to +100°C
	PH268 : High temperature MSHA cover -40°C to +135°C
	PH270 : Ultra high temperature MSHA cover -40°C to +150°C

Note : 1.1/4" 1SC not covered under EN857

Item Code	Dash Size	DN	ID		OD		WP		BP		BR/r		W
			inch	mm	inch	mm	psi	bar	psi	bar	inch	mm	kg/m
PH258-04	-04	06	1/4	6.7	0.52	13.2	5800	400	23200	1600	2.0	50	0.323
PH258-05	-05	08	5/16	8.2	0.59	14.9	5075	350	20300	1400	2.2	55	0.366
PH258-06	-06	10	3/8	9.8	0.67	17.1	4785	330	19140	1320	2.6	65	0.466
PH258-08	-08	12	1/2	13.1	0.80	20.4	3990	275	15950	1100	3.5	90	0.624
PH258-10	-10	16	5/8	16.3	0.93	23.5	3625	250	14500	1000	3.9	100	0.736
PH258-12	-12	19	3/4	19.3	1.10	28	3120	215	12470	860	4.7	120	0.932
PH258-16	-16	25	1	25.9	1.41	35.7	2395	165	9570	660	5.9	150	1.324
PH258-20	-20	31	1.1/4	32.2	1.73	43.9	1815	125	7250	500	8.3	210	1.750



Temperature Range: Continuous: -40°C to +100°C Intermittent: +120°C

Impulse Cycles: 2,00,000; Tested upto 4,00,000 cycles, upto 1" I.D

PH 297 - 2SNX - HP

Applicable Standard : Exceeds SAE100R16/EN 857



Construction

Inner tube Black colour, Synthetic rubber resistant to oil and water

Reinforcement Double steel wire braids

Cover Black colour, Synthetic rubber resistant to abrasion and weather, oil & ozone

Application High Pressure Hydraulic Lines 175 to 450 bar and requires compact outer dia, and high flexibility for use with petroleum, synthetic or water based fluids in Hydraulic systems. Suitable for Agricultural, Earthmoving & Material handling equipment and machineries/systems

Item Code	Dash Size	DN	ID		OD		WP		BP		BR/r		W
			inch	mm	inch	mm	psi	bar	psi	bar	inch	mm	kg/m
PH297-04	-04	06	1/4	6.7	0.53	13.4	6525	450	26100	1800	1.8	45	0.299
PH297-05	-05	08	5/16	8.2	0.59	15.0	6090	420	24360	1680	2.4	60	0.367
PH297-06	-06	10	3/8	9.8	0.69	17.4	5585	385	22330	1540	2.8	70	0.472
PH297-08	-08	12	1/2	13.1	0.81	20.6	5005	345	20010	1380	3.5	90	0.618
PH297-10	-10	16	5/8	16.2	0.94	24.0	4205	290	16820	1160	5.1	130	0.745
PH297-12	-12	19	3/4	19.3	1.09	27.7	4060	280	16240	1120	6.3	160	0.901
PH297-16	-16	25	1	25.9	1.40	35.6	2900	200	11600	800	8.3	210	1.261
PH297-20	-20	31	1.1/4	32.0	1.73	44.0	2540	175	10150	700	11.8	300	1.960



Temperature Range: Continuous: -40°C to +100°C Intermittent : +120°C

Impulse Cycles: 200,000 cycles

PH 293 -R17

Applicable Standard : SAE J517 - 100 R17



Construction

Inner tube Black colour, Synthetic rubber resistant to oil and water

Reinforcement Single or Double steel wire braids

Cover Black colour, Synthetic rubber resistant to abrasion and weather, oil & ozone

Application Constant Pressure Hydraulic Lines 210 bar and requires half bend radius for use with petroleum, synthetic or water based fluids in Hydraulic systems. Suitable for Agricultural, Construction & Material handling equipment/machineries and systems

Cover options

PH198 : HARDX MSHA

PH294 : ABRAZONX MSHA

Item Code	Dash Size	DN	ID		OD		WP		BP		BR/r		W
			inch	mm	inch	mm	psi	bar	psi	bar	inch	mm	kg/m
PH293-04	-04	06	1/4	6.6	0.50	12.8	3045	210	12180	840	2.0	50	0.218
PH293-05	-05	08	5/16	8.1	0.56	14.3	3045	210	12180	840	2.2	55	0.253
PH293-06	-06	10	3/8	9.7	0.64	16.3	3045	210	12180	840	2.6	65	0.303
PH293-08	-08	12	1/2	12.9	0.80	20.3	3045	210	12180	840	3.5	90	0.446
PH293-10	-10	16	5/8	16.1	0.99	25.1	3045	210	12180	840	3.9	100	0.791
PH293-12	-12	19	3/4	19.2	1.16	29.4	3045	210	12180	840	4.7	120	0.994
PH293-16	-16	25	1	25.7	1.48	37.5	3045	210	12180	840	5.9	150	1.614



Temperature Range: Continuous: -40°C to +100°C Intermittent: +120°C

Impulse Cycles: 200,000 cycles

PH 213 - 3000 PSI

Applicable Standard : ISO 18752 - AC



Construction

Inner tube Black colour, synthetic rubber resistant to oil & water

Reinforcement Single or double steel wire braids

Cover Black colour, synthetic rubber resistant to abrasion and weather, oil & ozone

Application Constant pressure hydraulic lines 210 bar for use with petroleum, synthetic or water based fluids in hydraulic systems. Suitable for Agricultural, Construction & material handling equipment/systems

Item Code	Dash Size	DN	ID		OD		WP		BP		BR/r		W
			inch	mm	inch	mm	psi	bar	psi	bar	inch	mm	kg/m
PH213 -04	-04	06	1/4	6.7	0.51	13.0	3000	210	12000	830	1.97	50	0.216
PH213 -05	-05	08	5/16	8.2	0.55	14.0	3000	210	12000	830	2.17	55	0.242
PH213 -06	-06	10	3/8	9.8	0.63	16.1	3000	210	12000	830	2.56	65	0.303
PH213 -08	-08	12	1/2	13.1	0.80	20.2	3000	210	12000	830	3.54	90	0.446
PH213 -10	-10	16	5/8	16.2	0.96	24.4	3000	210	12000	830	3.94	100	0.736
PH213 -12	-12	19	3/4	19.3	1.16	29.4	3000	210	12000	830	4.72	120	0.994
PH213 -16	-16	25	1	25.9	1.47	37.3	3000	210	12000	830	5.91	150	1.449



Temperature Range: Continuous: -40°C to +100°C Intermittent: +120°C

Impulse Cycles: 200,000 cycles

PH 214 - 4000 PSI

Applicable Standard : ISO 18752 - AC

Construction

Inner tube Black colour, synthetic rubber resistant to oil & water

Reinforcement Single or double steel wire braids

Cover Black Colour, Synthetic rubber resistant to abrasion and weather, oil & ozone

Application Constant pressure hydraulic lines 280 bar for use with petroleum, synthetic or water based fluids in hydraulic systems. Suitable for Agricultural, Construction & material handling equipment/systems



Item Code	Dash Size	DN	ID		OD		WP		BP		BR/r		W
			inch	mm	inch	mm	psi	bar	psi	bar	inch	mm	kg/m
PH214 -04	-04	06	1/4	6.7	0.47	12.0	4000	280	16000	1105	1.97	50	0.186
PH214 -05	-05	08	5/16	8.2	0.59	14.9	4000	280	16000	1105	2.17	55	0.366
PH214 -06	-06	10	3/8	9.8	0.67	17.0	4000	280	16000	1105	2.56	65	0.466
PH214 -08	-08	12	1/2	13.1	0.80	20.4	4000	280	16000	1105	3.54	90	0.624
PH214 -10	-10	16	5/8	16.2	0.93	23.5	4000	280	16000	1105	3.94	100	0.736
PH214 -12	-12	19	3/4	19.3	1.10	28.0	4000	280	16000	1105	4.72	120	0.901



Temperature Range: Continuous: -40°C to +100°C Intermittent: +120°C

Impulse Cycles: 200,000 cycles

PH 215 - 5000 PSI

Applicable Standard : ISO 18752 - AC

Construction

Inner tube Black colour, synthetic rubber resistant to oil & water

Reinforcement Double steel wire braids

Cover Black colour, Synthetic rubber resistant to abrasion and weather, oil & ozone

Application Constant pressure hydraulic lines 345 bar for use with petroleum, synthetic or water based fluids in hydraulic systems. Suitable for agricultural, construction & material handling equipment/systems



Item Code	Dash Size	DN	ID		OD		WP		BP		BR/r		W
			inch	mm	inch	mm	psi	bar	psi	bar	inch	mm	kg/m
PH215 -04	-04	06	1/4	6.7	0.54	13.9	5000	345	20000	1380	1.97	50	0.323
PH215 -05	-05	08	5/16	8.2	0.59	15.0	5000	345	20000	1380	2.17	55	0.366
PH215 -06	-06	10	3/8	9.8	0.70	17.9	5000	345	20000	1380	2.56	65	0.466
PH215 -08	-08	12	1/2	13.1	0.82	21.0	5000	345	20000	1380	3.54	90	0.624



Temperature Range: Continuous: -40°C to +100°C Intermittent: +120°C

Impulse Cycles: 200,000 cycles

PH 216 - 6000 PSI

Applicable Standard : ISO 18752 - AC

Construction

Inner tube Black colour, synthetic rubber resistant to oil & water

Reinforcement Double steel wire braids

Cover Black colour, Synthetic rubber resistant to abrasion and weather, oil & ozone

Application Constant pressure hydraulic lines 415 bar for use with petroleum, synthetic or water based fluids in hydraulic systems. Suitable for agricultural, construction & material handling equipment/systems



Item Code	Dash Size	DN	ID		OD		WP		BP		BR/r		W
			inch	mm	inch	mm	psi	bar	psi	bar	inch	mm	kg/m
PH216 -04	-04	06	1/4	6.7	0.54	13.9	6000	415	24000	1660	1.97	50	0.323
PH216 -05	-05	08	5/16	8.2	0.59	15.0	6000	415	24000	1660	2.36	60	0.367
PH216 -06	-06	10	3/8	9.8	0.70	17.9	6000	415	24000	1660	2.76	70	0.540



Temperature Range: Continuous: -40°C to +100°C Intermittent: +120°C

Impulse Cycles: 200,000 cycles

PH 190 - PILOT HOSE

Polyhose Proprietary Product

Construction

Inner tube Black colour, synthetic rubber resistant to oil & water

Reinforcement Single steel wire braid

Cover Black colour, Synthetic rubber resistant to abrasion and weather, oil & ozone

Application Medium Pressure hydraulic lines 105 bar and requires compact outer dia. For use with petroleum based fluids, water based fluids in Hydraulic systems. Suitable for Agricultural, Earth Moving & Material handling equipment and machineries/systems



Cover options
PH290 : MSHA

Item Code	Dash Size	DN	ID		OD		WP		BP		BR/r		W
			inch	mm	inch	mm	psi	bar	psi	bar	inch	mm	kg/m
PH190-04	-04	06	1/4	6.4	0.44	11.2	1525	105	6020	415	1.2	30	0.169
PH190-05	-05	08	5/16	8.0	0.50	12.8	1525	105	6020	415	1.4	35	0.193
PH190-06	-06	10	3/8	9.5	0.56	14.3	1525	105	6020	415	2.0	50	0.272
PH190-08	-08	12	1/2	12.7	0.69	17.4	1525	105	6020	415	2.4	60	0.294



Temperature Range: Continuous: -40°C to +100°C Intermittent : +120°C

PH 142 - 2 WB - 09 Series

Polyhose Proprietary Product



Construction

Inner tube Black colour, synthetic rubber resistant to oil & water

Reinforcement Double high tensile wire braids

Cover Black colour, Synthetic rubber resistant to abrasion and weather, oil & ozone

Application High Pressure Hydraulic Lines 210 Bar to 400 Bar. For High pressure hydraulic systems

Item Code	Dash Size	DN	ID		OD		WP		BP		BR/r		W
			inch	mm	inch	mm	psi	bar	psi	bar	inch	mm	kg/m
PH142-06	-06	10	3/8	9.5	0.75	19.1	5800	400	23200	1600	5.1	130	0.571
PH142-08	-08	12	1/2	12.7	0.87	22.2	5005	345	20010	1380	7.1	180	0.689
PH142-10	-10	16	5/8	16.0	1.00	25.4	4350	300	17400	1200	7.9	200	0.811
PH142-12	-12	19	3/4	19.0	1.16	29.4	3845	265	15370	1060	9.4	240	1.029
PH142-16	-16	25	1	25.4	1.48	37.5	3045	210	12180	840	11.8	300	1.503



Temperature Range: Continuous: -40°C to +100°C

PH 176 - TRIFLEX

Polyhose Proprietary Product



Construction

Inner tube Black colour, synthetic rubber resistant to oil

Reinforcement Three high tensile steel braids

Cover Black colour, Synthetic rubber resistant to abrasion and weather, oil & ozone

Application High Pressure for forest industry. Compatible with mineral, vegetable oils, glycol, polyglycol based, synthetic ester based oils, oils in water emulsion

Item Code	Dash Size	DN	ID		RI OD		OD		WP		BP		BR/r		W
			inch	mm	inch	mm	inch	mm	psi	bar	psi	bar	inch	mm	kg/m
PH176-06	-06	10	3/8	9.5	0.70	17.7	0.84	21.3	7250	500	29000	2000	7.09	180	0.832
PH176-08	-08	12	1/2	12.7	0.81	20.5	0.96	24.3	6815	470	27260	1880	9.06	230	1.017
PH176-10	-10	16	5/8	16.0	0.96	24.4	1.10	28.0	5945	410	23780	1640	9.84	250	1.199
PH176-12	-12	19	3/4	19.0	1.09	27.8	1.24	31.5	5440	375	21750	1500	11.81	300	1.457
PH176-16	-16	25	1	25.4	1.37	34.7	1.52	38.7	4570	315	18270	1260	13.39	340	1.902



Temperature Range: Continuous: -40°C to +100°C Intermittent : +120°C

PH 145 – HYDRAULIC OIL S & D HOSE

Applicable Standard : SAE J517 - 100 R4



Construction

Inner tube Black colour, synthetic rubber resistant to oil

Reinforcement Synthetic Yarn fabric with Steel Wire Helix

Cover Black colour, Synthetic rubber resistant to abrasion and weather, oil & ozone

Application For suction return line of Hydraulic Oil in Industrial and Earthmoving Equipment

Temperature usage option

PH185 : High temperature MSHA cover -40°C to +135°C

1.3/4" not covered under SAE 100R4

Item Code	Dash Size	DN	ID		OD		WP		BP		BR/r		W
			inch	mm	inch	mm	psi	bar	psi	bar	inch	mm	kg/m
PH145-12	-12	19	3/4	19.0	1.18	30.0	365	25	1235	85	2.56	65	0.605
PH145-16	-16	25	1	25.0	1.50	38.0	290	20	1015	70	2.95	75	0.820
PH145-20	-20	31	1.1/4	32.0	1.77	45.0	220	15	870	60	4.13	105	1.100
PH145-24	-24	38	1.1/2	38.0	2.05	52.0	220	15	655	45	4.92	125	1.310
PH145-28	-28	44	1.3/4	45.0	2.20	56.0	145	10	435	30	5.91	150	1.420
PH145-32	-32	51	2	51.0	2.50	63.6	145	10	435	30	5.91	150	1.590
PH145-40	-40	63	2.1/2	64.0	3.00	76.2	75	5	290	20	7.09	180	2.400
PH145-48	-48	76	3	76.0	3.54	90.0	75	5	290	20	9.45	240	2.830
PH145-56	-56	89	3.1/2	89.0	4.05	103.0	75	5	290	20	10.24	260	3.500
PH145-64	-64	100	4	102.0	4.57	116.0	75	5	145	10	11.81	300	4.120



Temperature Range: Continuous: -40°C to +100°C

Vacuum: -0.9 bar

PH 146 - R5

Applicable Standard : SAE J517 - 100 R5



Construction

Inner tube Black colour, Synthetic rubber resistant to oil and water

Reinforcement Single steel wire braid

Cover Black Colour, single braid of textile fiber

Application Medium Pressure Hydraulic Lines 25 to 210 bar for use with fluids in Hydraulic systems can also be used in air and water. Suitable for Agricultural, Earthmoving & Material handling equipment and machineries/systems

Cover options

PH141 : Rubber

2", 2-1/2", 3" are not covered under SAE 100R5

Item Code	Dash Size	DN	ID		OD		WP		BP		BR/r		W
			inch	mm	inch	mm	psi	bar	psi	bar	inch	mm	kg/m
PH146-04	-04	05	3/16	5.1	0.52	13.2	3045	210	12180	840	3.0	75	0.228
PH146-05	-05	06	1/4	6.8	0.58	14.8	3045	210	12180	840	3.3	85	0.281
PH146-06	-06	08	5/16	8.3	0.68	17.15	2320	160	9135	630	3.9	100	0.343
PH146-08	-08	10	13/32	10.7	0.77	19.45	2030	140	8120	560	4.5	115	0.405
PH146-10	-10	12	1/2	13.2	0.92	23.4	1815	125	7105	490	5.5	140	0.549
PH146-12	-12	16	5/8	16.4	1.08	27.4	1525	105	6090	420	6.5	165	0.702
PH146-16	-16	22	7/8	22.7	1.24	31.4	870	60	3265	225	7.3	185	0.702
PH146-20	-20	30	1.1/8	29.2	1.50	38.1	655	45	2540	175	9.1	230	0.905
PH146-24	-24	35	1.3/8	35.5	1.75	44.45	510	35	2030	140	10.4	265	1.295
PH146-32	-32	45	1.13/16	46.6	2.22	56.4	365	25	1450	100	13.2	335	1.572
PH146-32	-32	51	2	51.0	2.48	63.0	365	25	1450	100	24.0	610	1.819
PH146-40	-40	60	2.3/8	61.1	2.87	73.0	365	25	1450	100	24.0	610	2.320
PH146-40	-40	63	2.1/2	63.5	2.95	75.0	510	35	2030	140	29.5	750	2.220
PH146-48	-48	76	3	76.0	3.50	89.0	510	35	2030	140	35.4	900	2.745



Temperature Range: Continuous: -40°C to +100°C for air application temp should be max +80°C and for water +90°C

PH 186 - R5C XT

Applicable standard : Exceeds SAE J517 - 100R5

Construction

Inner tube Black colour, Synthetic rubber resistant to oil

Reinforcement Single steel wire braid

Cover Blue polyester braid cover

Application Medium pressure hydraulic lines 25 bar to 210 bar use with Hydraulics handling petroleum based fluids and air, gasoline, fuel and lubricating oils, fire resistant hydraulic fluids & other industrial fluids



Item Code	Dash Size	DN	ID		OD		WP		BP		BR/r		W
			inch	mm	inch	mm	psi	bar	psi	bar	inch	mm	kg/m
PH186-04	-04	05	3/16	4.8	0.52	13.2	3045	210	12180	840	2.99	76	0.209
PH186-05	-05	06	1/4	6.4	0.58	14.7	3045	210	12180	840	3.39	86	0.264
PH186-06	-06	08	5/16	7.9	0.68	17.3	2320	160	9280	640	4.02	102	0.297
PH186-08	-08	10	13/32	10.4	0.77	19.6	2030	140	8120	560	4.61	117	0.352
PH186-10	-10	12	1/2	12.7	0.92	23.4	1815	125	7250	500	5.51	140	0.539
PH186-12	-12	16	5/8	16.0	1.08	27.4	1525	105	6090	420	6.50	165	0.638
PH186-16	-16	22	7/8	22.4	1.23	31.2	870	60	3480	240	7.36	187	0.605
PH186-20	-20	30	1.1/8	28.4	1.50	38.1	655	45	2610	180	8.98	228	0.748
PH186-24	-24	35	1.3/8	35.1	1.75	44.5	510	35	2030	140	10.47	266	1.012
PH186-32	-32	45	1.13/16	46.0	2.22	56.4	365	25	1450	100	13.23	336	1.408
PH186-40	-40	60	2.3/8	60.1	2.88	73.2	365	25	1450	100	23.98	609	2.321



Temperature Range: Continuous: -40°C to +150°C Air not to exceed: +121°C
Use with biodiesel not to exceed +100°C

PH 150 - R3

Applicable Standard : SAE J517 - 100 R3

Construction

Inner tube Black colour, Synthetic rubber resistant to oil and water

Reinforcement Double fiber braids

Cover Black colour, Synthetic rubber resistant to abrasion and weather, oil & ozone

Application Low pressure and impulse hydraulic lines 20 to 105 bar for use with petroleum, synthetic or water based fluids in Hydraulic systems. Suitable for Agricultural, Construction & Material handling equipment and machineries/systems



Cover options
PH250 : MSHA
1-1/2" not covered under SAE100R3

Item Code	Dash Size	DN	ID		OD		WP		BP		BR/r		W
			inch	mm	inch	mm	psi	bar	psi	bar	inch	mm	kg/m
PH150-03	-03	05	3/16	4.9	0.50	12.7	1525	105	6090	420	3.0	75	0.171
PH150-04	-04	06	1/4	6.5	0.56	14.3	1305	90	5075	350	3.0	75	0.186
PH150-05	-05	08	5/16	8.0	0.69	17.5	1235	85	4930	340	3.9	100	0.272
PH150-06	-06	10	3/8	9.6	0.75	19.0	1160	80	4570	315	3.9	100	0.326
PH150-08	-08	12	1/2	12.9	0.94	23.8	1015	70	4060	280	4.9	125	0.456
PH150-10	-10	16	5/8	16.1	1.06	27.0	945	65	3560	245	5.5	140	0.677
PH150-12	-12	19	3/4	19.2	1.25	31.8	800	55	3045	210	5.9	150	0.734
PH150-16	-16	25	1	25.6	1.50	38.1	580	40	2320	160	8.1	205	0.921
PH150-20	-20	31	1.1/4	32.1	1.75	44.5	435	30	1525	105	9.8	250	0.734
PH150-24	-24	38	1.1/2	38.5	2.00	50.8	290	20	1015	70	15.7	400	1.394



Temperature Range: Continuous: -40°C to +100°C Intermittent : +120°C
Impulse cycles: 200,000 cycles

PH 147 - R6

Applicable Standard : SAE J517 - 100 R6



Construction

Inner tube Black colour, Synthetic rubber resistant to oil and water

Reinforcement Textile reinforcement

Cover Black colour, Synthetic rubber resistant to abrasion and weather, oil & ozone

Application Very low pressure hydraulic lines 15 to 35 bar for use with petroleum, synthetic or water based fluids in Hydraulic systems. Suitable for Agricultural, Stationary equipment and hydraulic systems

Cover options	Temperature usage option	Other option
PH247 : MSHA	PH164 : High temperature -40°C to +135°C PH264 : High temperature MSHA cover -40°C to +135°C PH227 : Ultra high temperature MSHA cover -40°C to +150°C	PH165 : Both inner and outer cover EPDM

Item Code	Dash Size	DN	ID		OD		WP		BP		BR/r		W
			inch	mm	inch	mm	psi	bar	psi	bar	inch	mm	kg/m
PH147-03	-03	05	3/16	4.8	0.44	11.1	510	35	2030	140	2.0	50	0.119
PH147-04	-04	06	1/4	6.4	0.50	12.7	435	30	1670	115	2.6	65	0.141
PH147-05	-05	08	5/16	8.0	0.56	14.3	435	30	1670	115	3.0	75	0.164
PH147-06	-06	10	3/8	9.5	0.63	15.9	435	30	1670	115	3.0	75	0.175
PH147-08	-08	12	1/2	12.7	0.78	19.8	435	30	1670	115	3.9	100	0.285
PH147-10	-10	16	5/8	15.9	0.91	23.0	365	25	1450	100	4.9	125	0.336
PH147-12	-12	19	3/4	19.1	1.05	26.6	365	25	1235	85	5.9	150	0.413
PH147-14	-14	22	7/8	22	1.22	31.0	290	20	1160	80	7.9	200	0.558
PH147-16	-16	25	1	25.6	1.33	33.8	220	15	870	60	7.9	200	0.605
PH147-20	-20	31	1.1/4	32.2	1.58	40.2	290	20	1160	80	9.8	250	0.739
PH147-24	-24	38	1.1/2	38.0	2.01	51.0	220	15	870	60	15.7	400	1.430

 **Temperature Range:** Continuous: -40°C to +100°C

PH204-R6 FRAS MSHA

Applicable standard: Exceeds SAE J517 - 100R6



Construction

Inner tube Black colour, Synthetic rubber resistant to oil and water

Reinforcement Textile reinforcement

Cover Black colour, Synthetic rubber resistant to abrasion and weather, oil & ozone

Application Very low pressure hydraulic lines 15 to 35 bar for use with petroleum, Synthetic or water based fluids in hydraulic systems. Suitable for Agricultural, Stationary equipments and hydraulic systems

Item Code	Dash Size	DN	ID		OD		WP		BP		BR/r		W
			inch	mm	inch	mm	psi	bar	psi	bar	inch	mm	kg/m
PH204-03	-03	05	3/16	4.8	0.55	13.9	510	35	2030	140	50	2.0	0.191
PH204-04	-04	06	1/4	6.4	0.61	15.4	435	30	1670	115	65	2.6	0.222
PH204-05	-05	08	5/16	8.0	0.67	17.0	435	30	1670	115	75	3.0	0.247
PH204-06	-06	10	3/8	9.5	0.74	18.9	435	30	1670	115	75	3.0	0.299
PH204-08	-08	12	1/2	12.7	0.88	22.4	435	30	1670	115	100	3.9	0.376
PH204-10	-10	16	5/8	15.9	1.01	25.6	365	25	1450	100	125	4.9	0.449
PH204-12	-12	19	3/4	19.1	1.18	30.0	365	25	1235	85	150	5.9	0.560
PH204-14	-14	22	7/8	22.0	1.35	34.2	290	20	1160	80	200	7.9	0.689
PH204-16	-16	25	1	25.6	1.44	36.5	220	15	870	60	200	7.9	0.709

 **Temperature Range:** Continuous: -40°C to +100°C

PH 161 - 1TE

Applicable Standard : EN 854 - 1TE



Construction

Inner tube Black colour, Synthetic rubber resistant to oil and water

Reinforcement Single Textile Braid

Cover Black colour, Synthetic rubber resistant to abrasion and weather, oil & ozone

Application Very low pressure hydraulic lines 15 to 25 bar for use with petroleum, synthetic or water based fluids in Hydraulic systems. Suitable for Agricultural, Stationary equipment and hydraulic systems

Note: Use Item Code PH261 for MSHA Cover; PH171 for high temp (-40°C to +135°C);
PH271 for high temp MSHA Cover (-40°C to +135°C); sizes 3/4" & 1" not covered under EN854

Item Code	Dash Size	DN	ID		OD		WP		BP		BR/r		W
			inch	mm	inch	mm	psi	bar	psi	bar	inch	mm	kg/m
PH161-04	-04	06	1/4	6.6	0.49	12.4	365	25	1450	100	1.8	45	0.131
PH161-05	-05	08	5/16	8.1	0.55	13.9	290	20	1160	80	2.6	65	0.150
PH161-06	-06	10	3/8	9.0	0.61	15.5	290	20	1160	80	3.0	75	0.181
PH161-08	-08	12	1/2	13.0	0.74	18.7	290	20	945	65	3.5	90	0.222
PH161-10	-10	16	5/8	16.1	0.90	22.9	290	20	945	65	4.5	115	0.327
PH161-12	-12	19	3/4	19.3	1.04	26.3	220	15	725	50	5.3	135	0.381
PH161-16	-16	25	1	25.8	1.34	34.0	220	15	725	50	5.9	150	0.643



Temperature Range: Continuous: -40°C to +100°C

PH 162 - 2TE

Applicable Standard : EN 854 -2TE



Construction

Inner tube Black colour, Synthetic rubber resistant to oil and water

Reinforcement Single Textile braid

Cover Black colour, Synthetic rubber resistant to abrasion and weather, oil & ozone

Application Very low pressure hydraulic lines 40 to 75 bar for use with petroleum, synthetic or water based fluids in Hydraulic systems. Suitable for Agricultural, Stationary equipment and hydraulic systems

Note: Use Item Code PH262 for MSHA Cover; PH172 for high temp (-40°C to +135°C);
PH272 for high temp MSHA Cover (-40°C to +135°C)

Item Code	Dash Size	DN	ID		OD		WP		BP		BR/r		W
			inch	mm	inch	mm	psi	bar	psi	bar	inch	mm	kg/m
PH162-04	-04	06	1/4	6.6	0.53	13.4	1090	75	4350	300	1.6	40	0.172
PH162-05	-05	08	5/16	8.1	0.59	14.9	1015	70	3990	275	2.0	50	0.199
PH162-06	-06	10	3/8	9.7	0.65	16.5	945	65	3700	255	2.4	60	0.230
PH162-08	-08	12	1/2	13.0	0.78	19.7	870	60	3410	235	2.8	70	0.298
PH162-10	-10	16	5/8	16.1	0.94	23.9	725	50	2900	200	3.5	90	0.409
PH162-12	-12	19	3/4	19.3	1.06	27.0	655	45	2610	180	4.3	110	0.494
PH162-16	-16	25	1	25.8	1.35	34.4	580	40	2320	160	5.9	150	0.694



Temperature Range: Continuous: -40°C to +100°C

PH 163 - 3TE

Applicable Standard : EN 854 - 3TE



Construction

Inner tube Black colour, Synthetic rubber resistant to oil and water

Reinforcement Double Textile Braid

Cover Black colour, Synthetic rubber resistant to abrasion and weather, oil & ozone

Application Medium pressure and low impulse hydraulic lines 40 to 145 bar for use with petroleum, synthetic or water based fluids in Hydraulic systems. Suitable for Agricultural, Construction & Material handling equipment and machineries/systems

Cover options	Temperature usage option
PH263 : MSHA	PH173 : High temperature -40°C to +135°C
	PH273 : High temperature MSHA cover -40°C to +135°C

Item Code	Dash Size	DN	ID		OD		WP		BP		BR/r		W
			inch	mm	inch	mm	psi	bar	psi	bar	inch	mm	kg/m
PH163-04	-04	06	1/4	6.6	0.57	14.4	2105	145	8410	580	1.8	45	0.207
PH163-05	-05	08	5/16	8.1	0.67	16.9	1885	130	7540	520	2.2	55	0.278
PH163-06	-06	10	3/8	9.7	0.73	18.5	1595	110	6380	440	2.8	70	0.321
PH163-08	-08	12	1/2	13.0	0.85	21.7	1380	95	5440	375	3.3	85	0.389
PH163-10	-10	16	5/8	16.1	1.02	25.9	1160	80	4640	320	4.1	105	0.528
PH163-12	-12	19	3/4	19.3	1.14	29.0	1015	70	4060	280	5.1	130	0.604
PH163-16	-16	25	1	25.8	1.41	35.9	800	55	3190	220	5.9	150	0.812
PH163-20	-20	31	1.1/4	32.3	1.67	42.3	655	45	2610	180	7.5	190	0.819
PH163-24	-24	38	1.1/2	38.6	1.95	49.6	580	40	2320	160	9.4	240	1.178



Temperature Range: Continuous: -40°C to +100°C Temp for water based fluids: +90°C

PH 175 - JACK HOSE

Polyhose Proprietary Product



Construction

Inner tube Black colour, synthetic rubber resistant to oil & water

Reinforcement Double wire Braids

Cover Black colour, Synthetic rubber resistant to abrasion and weather, oil & ozone

Application Hydraulic jacking system with petroleum and water based fluids. 10,000 PSI Static Pressure Only

Item Code	Dash Size	DN	ID		OD		WP		BP		BR/r		W
			inch	mm	inch	mm	psi	bar	psi	bar	inch	mm	kg/m
PH175-04	-04	06	1/4	6.4	0.58	14.7	10150	700	20300	1400	3.9	100	0.377
PH175-06	-06	10	3/8	9.5	0.74	18.8	10150	700	20300	1400	5.1	130	0.602
PH175-08	-08	12	1/2	13.0	0.86	21.8	10150	700	20300	1400	7.1	180	0.695



Temperature Range: Continuous: -40°C to +100°C

PH 513 - PW 3K - 1 WB

Polyhose Proprietary Product



Construction

Inner tube Black colour, Synthetic rubber resistant to hot water

Reinforcement Single steel wire braid

Cover Black colour, Synthetic rubber resistant to abrasion and weather, oil & ozone

Application For pressure washer applications with a maximum pressure of 210 Bar. For cold and hot water up to 155 °C

Note: Also Available in Blue and Grey colour Covers on request, Not suitable for steam and oil applications

Item Code	Dash Size	DN	ID		OD		WP		BP		BR/r		W
			inch	mm	inch	mm	psi	bar	psi	bar	inch	mm	kg/m
PH513-04	-04	06	1/4	6.7	0.47	12.0	3000	210	9000	630	1.4	35	0.194
PH513-05	-05	08	5/16	8.2	0.55	13.6	3000	210	9000	630	2.6	65	0.231
PH513-06	-06	10	3/8	9.8	0.63	16.0	3000	210	9000	630	3.0	75	0.297
PH513-08	-08	12	1/2	13.1	0.79	19.6	3000	210	9000	630	3.9	100	0.411



Temperature Range: Continuous: -10°C to +155°C

PH 514 - PW 4K - 1 WB

Polyhose Proprietary Product



Construction

Inner tube Black colour, Synthetic rubber resistant to hot water

Reinforcement Single steel wire braid

Cover Black colour, Synthetic rubber resistant to abrasion and weather, oil & ozone

Application For pressure washer applications with a maximum pressure of 280 Bar. For cold and hot water up to 155 °C

Note: Also Available in Blue and Grey colour Covers on request, Not suitable for steam and oil applications

Item Code	Dash Size	DN	ID		OD		WP		BP		BR/r		W
			inch	mm	inch	mm	psi	bar	psi	bar	inch	mm	kg/m
PH514-04	-04	06	1/4	6.7	0.47	12.0	4000	280	12000	830	1.4	35	0.194
PH514-05	-05	08	5/16	8.2	0.54	13.7	4000	280	12000	830	2.6	65	0.235
PH514-06	-06	10	3/8	9.8	0.63	16.0	4000	280	12000	830	3.0	75	0.305
PH514-08	-08	12	1/2	13.1	0.77	19.6	4000	280	12000	830	3.9	100	0.425



Temperature Range: Continuous: -10°C to +155°C

PH 516 - PW 6K - 2 WB

Polyhose Proprietary Product

Construction

Inner tube Black colour, Synthetic rubber resistant to hot water

Reinforcement Double steel wire braids

Cover Black colour, Synthetic rubber resistant to abrasion and weather, oil & ozone

Application For pressure washer applications with a maximum pressure of 415 Bar. For cold and hot water up to 155 °C



Note: Also Available in Blue and Grey colour Covers on request, Not suitable for steam and oil applications

Item Code	Dash Size	DN	ID		OD		WP		BP		BR/r		W
			inch	mm	inch	mm	psi	bar	psi	bar	inch	mm	kg/m
PH516-04	-04	06	1/4	6.7	0.53	13.6	6000	415	18000	1245	3.0	75	0.360
PH516-05	-05	08	5/16	8.2	0.60	15.3	6000	415	18000	1245	3.3	85	0.372
PH516-06	-06	10	3/8	9.8	0.68	17.4	6000	415	18000	1245	3.5	90	0.449



Temperature Range: Continuous: -10°C to +155°C

PH 521 - SUPER SERVICE HOSE

Applicable Standard : Exceeds EN 857 - 1SC / EN 1829-2

Construction

Inner tube Black colour, Synthetic rubber resistant to hot water

Reinforcement Single steel wire braid

Cover Black colour, Synthetic rubber resistant to abrasion and weather, oil & ozone. Also available Grey, Blue on request

Application Cleaning lines for lobby, and semi professional machines. High flexibility for use with minerals, glycols, polyglycols oils, synthetic ester oils, oils in water emulsion



Item Code	Dash Size	DN	ID		OD		WP		BP		BR/r		W
			inch	mm	inch	mm	psi	bar	psi	bar	inch	mm	kg/m
PH521-04	-04	06	1/4	6.7	0.47	12.0	5220	360	13050	900	3.0	75	0.195
PH521-05	-05	08	5/16	8.2	0.54	13.6	4930	340	12325	850	3.3	85	0.232
PH521-06	-06	10	3/8	9.8	0.63	16.0	4350	300	10875	750	3.5	90	0.312
PH521-08	-08	12	1/2	13.1	0.78	19.6	3625	250	9065	625	5.1	130	0.428



Temperature Range: Continuous: -40°C to +155°C

PH 522 - SUPER SERVICE HOSE

Applicable Standard : Exceeds EN 857 - 2 SC / EN 1829-2

Construction

Inner tube Black colour, Synthetic rubber resistant to hot water

Reinforcement Two high tensile steel wire braid

Cover Black colour, Synthetic rubber resistant to abrasion and weather, oil & ozone. Also available Grey, Blue on request

Application Cleaning lines for lobby, and semi professional machines. High flexibility for use with minerals, glycols, polyglycols oils, synthetic ester oils, oils in water emulsion



Item Code	Dash Size	DN	ID		OD		WP		BP		BR/r		W
			inch	mm	inch	mm	psi	bar	psi	bar	inch	mm	kg/m
PH522-04	-04	06	1/4	6.7	0.52	13.2	9425	650	23200	1600	3.0	75	0.326
PH522-05	-05	08	5/16	8.2	0.59	14.9	7975	550	20300	1400	3.3	85	0.369
PH522-06	-06	10	3/8	9.8	0.67	17.0	7615	525	19140	1320	3.5	90	0.459
PH522-08	-08	12	1/2	13.1	0.80	20.4	6380	440	15950	1100	5.1	130	0.626



Temperature Range: Continuous: -40°C to +155°C

PH 177 - SAE 100 R12

Applicable Standard : SAE J517 - 100 R12 / EN 856 - R12 / ISO 3862



Construction

Inner tube Black colour, Synthetic rubber resistant to oil and water

Reinforcement Four high tensile steel wire spiral

Cover Black colour, Synthetic rubber resistant to abrasion and weather, oil & ozone

Application Heavy duty high temperature medium pressure hydraulic lines 175 to 280 bar and hydrostatic transmission lines for use with petroleum, synthetic or water based fluids in Hydraulic systems. Suitable for Earthmoving, Material handling equipment and machineries/systems

Cover options
PH285 : ABRAZONX MSHA

Item Code	Dash Size	DN	ID		RI OD		OD		WP		BP		BR/r		W
			inch	mm	inch	mm	inch	mm	psi	bar	psi	bar	inch	mm	kg/m
PH177-06	-06	10	3/8	9.7	0.68	17.2	0.80	20.3	4060	280	16240	1120	2.52	64	0.660
PH177-08	-08	12	1/2	12.9	0.82	20.9	0.94	23.8	4060	280	16240	1120	3.50	89	0.852
PH177-10	-10	16	5/8	16.1	0.96	24.5	1.08	27.4	4060	280	16240	1120	4.01	102	1.059
PH177-12	-12	19	3/4	19.2	1.10	28.0	1.21	30.7	4060	280	16240	1120	4.76	121	1.134
PH177-16	-16	25	1	25.7	1.37	34.9	1.50	38.0	4060	280	16240	1120	6.02	153	1.980
PH177-20	-20	31	1.1/4	32.2	1.73	43.9	1.85	47.0	3045	210	12180	840	8.27	210	2.822
PH177-24	-24	38	1.1/2	38.5	1.98	50.4	2.11	53.5	2540	175	10150	700	10.00	254	3.229
PH177-32	-32	51	2	51.4	2.50	63.6	2.63	66.7	2540	175	10150	700	12.52	318	4.622



Temperature Range: Continuous: -40°C to +121°C

Impulse cycles: 500,000 cycles

PH 178 - R13

Applicable Standard : SAE J 517 - 100 R13 / EN 856 - R13 / ISO 3862



Construction

Inner tube Black colour, Synthetic rubber resistant to oil and water

Reinforcement Four high tensile steel wire spiral (DN19-25)
six high tensile steel wire spiral (DN31-51)

Cover Black colour, Synthetic rubber resistant to abrasion and weather, oil & ozone

Application 350 bar super high pressure Hydraulic Lines and hydrostatic transmission lines. Also, suitable for impulse surge lines with more life cycles for use with petroleum, synthetic or water based fluids in Hydraulic systems. Suitable for Earthmoving equipment and machineries/systems

Item Code	Dash Size	DN	ID		RI OD		OD		WP		BP		BR/r		W
			inch	mm	inch	mm	inch	mm	psi	bar	psi	bar	inch	mm	kg/m
PH178-12	-12	19	3/4	19.2	1.14	29.0	1.26	32.1	5075	350	20300	1400	9.45	240	1.814
PH178-16	-16	25	1	25.7	1.40	35.6	1.52	38.7	5075	350	20300	1400	11.81	300	2.277
PH178-20	-20	31	1.1/4	32.2	1.85	47.0	1.96	49.8	5075	350	20300	1400	16.54	420	4.269
PH178-24	-24	38	1.1/2	38.5	2.17	55.1	2.26	57.3	5075	350	20300	1400	19.69	500	5.747
PH178-32	-32	51	2	51.4	2.67	67.7	2.80	71.1	5075	350	20300	1400	25.20	640	7.852



Temperature Range: Continuous: -40°C to +121°C

Impulse cycles: 500,000 cycles

PH 279 - R15

Applicable Standard : SAE J517 -100 R15 / ISO 3862

Construction

Inner tube Black colour, Synthetic rubber resistant to oil and water

Reinforcement Four high tensile steel wire spiral (DN19-25)
six high tensile steel wire spiral (DN31-51)

Cover Black colour, Synthetic rubber resistant to abrasion and weather, oil & ozone

Application 420 bar super high pressure Hydraulic Lines and hydrostatic transmission lines. Also, suitable for impulse surge lines with more life cycles for use with petroleum, synthetic or water based fluids in Hydraulic systems. Suitable for Earthmoving equipment and machineries/systems



1

Note: 2" Not covered under SAE 100R15

Item Code	Dash Size	DN	ID		RI OD		OD		WP		BP		BR/r		W
			inch	mm	inch	mm	inch	mm	psi	bar	psi	bar	inch	mm	kg/m
PH279-12	-12	19	3/4	19.2	1.14	29.0	1.27	32.2	6090	420	24360	1680	10.43	265	1.814
PH279-16	-16	25	1	25.7	1.40	35.6	1.53	38.9	6090	420	24360	1680	12.99	330	2.277
PH279-20	-20	31	1.1/4	32.2	1.85	47.0	1.96	49.8	6090	420	24360	1680	17.52	445	4.269
PH279-24	-24	38	1.1/2	38.5	2.17	55.1	2.28	58.0	6090	420	24360	1680	20.87	530	5.747
PH279-32	-32	51	2	51.2	2.68	68.0	2.80	71.2	6090	420	24360	1680	23.62	600	8.217



Temperature Range: Continuous: -40°C to +121°C

Impulse cycles: 500,000 cycles

PH 277 - 4SP

Applicable Standard : EN 856 - 4SP / ISO 3862

Construction

Inner tube Black colour, Synthetic rubber resistant to oil and water

Reinforcement Four high tensile steel wire spirals

Cover Black colour, Synthetic rubber resistant to abrasion and weather, oil & ozone

Application Medium pressure Hydraulic Lines 165 to 450 bar and hydrostatic transmission lines for use with petroleum, synthetic or water based fluids in Hydraulic systems. Suitable for Earthmoving & Material handling equipment and machineries/systems



Cover options
PH219 : HARDX MSHA

Item Code	Dash Size	DN	ID		RI OD		OD		WP		BP		BR/r		W
			inch	mm	inch	mm	inch	mm	psi	bar	psi	bar	inch	mm	kg/m
PH277-04	-04	06	1/4	6.6	0.58	14.7	0.70	17.9	6525	450	26100	1800	5.91	150	0.627
PH277-06	-06	10	3/8	9.7	0.69	17.5	0.84	21.4	6455	445	25810	1780	7.09	180	0.822
PH277-08	-08	12	1/2	13.0	0.80	20.4	0.97	24.6	6020	415	24070	1660	9.06	230	0.994
PH277-10	-10	16	5/8	16.2	0.94	23.8	1.11	28.2	5075	350	20300	1400	9.84	250	1.222
PH277-12	-12	19	3/4	19.3	1.12	28.4	1.27	32.2	5075	350	20300	1400	11.81	300	1.605
PH277-16	-16	25	1	25.9	1.40	35.5	1.56	39.7	4060	280	16240	1120	13.39	340	2.277
PH277-20	-20	31	1.1/4	32.4	1.81	46.0	2.00	50.8	3045	210	12180	840	18.11	460	3.368
PH277-24	-24	38	1.1/2	38.6	2.06	52.4	2.25	57.2	2685	185	10730	740	22.05	560	3.911
PH277-32	-32	51	2	51.3	2.57	65.3	2.75	69.8	2395	165	9570	660	25.98	660	5.185



Temperature Range: Continuous: -40°C to +100°C Intermittent: +120°C

Impulse cycles: 400,000 cycles

PH 278 - 4SH

Applicable Standard : EN 856 - 4SH / ISO 3862



Construction

Inner tube Black colour, Synthetic rubber resistant to oil and water

Reinforcement Four high tensile steel wire spirals

Cover Black colour, Synthetic rubber resistant to abrasion and weather, oil & ozone

Application Extra high pressure Hydraulic Lines 250 to 420 bar and hydrostatic transmission lines for use with petroleum, synthetic or water based fluids in Hydraulic systems. Suitable for Earthmoving & Material handling equipment and machineries/systems

Cover options
PH219 : HARDX MSHA

Item Code	Dash Size	DN	ID		RI OD		OD		WP		BP		BR/r		W
			inch	mm	inch	mm	inch	mm	psi	bar	psi	bar	inch	mm	kg/m
PH278-12	-12	19	3/4	19.4	1.12	28.4	1.27	32.2	6090	420	24360	1680	11.02	280	1.605
PH278-16	-16	25	1	25.9	1.40	35.5	1.52	38.7	5510	380	22040	1520	13.39	340	2.277
PH278-20	-20	31	1.1/4	32.5	1.65	41.9	1.79	45.5	5075	350	20300	1400	18.11	460	2.671
PH278-24	-24	38	1.1/2	38.7	1.92	48.8	2.11	53.5	4350	300	17400	1200	22.05	560	3.566
PH278-32	-32	51	2	51.3	2.49	63.2	2.68	68.1	3625	250	14500	1000	27.56	700	5.132



Temperature Range: Continuous: -40°C to +100°C Intermittent: +120°C

Impulse cycles: 400,000 cycles

PH183 - FIRE SHIELD HOSE

Applicable standard: Polyhose Proprietary Product



Construction

Inner tube Black colour, Synthetic rubber resistant to oil and water

Reinforcement Four high tensile steel wire spirial (DN 10 - 32)

Six high tensile steel wire spirial (DN 38 - 51)

Cover Red Colour synthetic rubber resistant to fire, abrasion, oil, weather & ozone

Application Fire Shield hose is used as flame preventer in the Hydraulic Control System with Operating Pressure 5000 PSI. It meets fire test as per API 16D spec for 5 minutes at 700°C (tested for more than 10 minutes at 800° C) , operated under emergencies

Note: Fiberglass layer applied till 1.1/4" size

Item Code	Dash Size	DN	ID		OD		WP		BP		BR/r		W
			inch	mm	inch	mm	psi	bar	psi	bar	inch	mm	kg/m
PH183-06	-6	10	3/8"	9.70	1.02	26.00	5000	345	20000	1380	5.91	150	1.14
PH183-08	-8	12	1/2"	13.00	1.18	30.00	5000	345	20000	1380	9.06	230	1.36
PH183-12	-12	19	3/4"	19.20	1.46	37.00	5000	345	20000	1380	12.01	305	1.96
PH183-16	-16	25	1"	25.90	1.77	45.00	5000	345	20000	1380	14.96	380	2.70
PH183-20	-20	32	1.1/4"	32.20	2.28	58.00	5000	345	20000	1380	17.99	457	4.92
PH183-24	-24	38	1.1/2"	38.60	2.48	63.00	5000	345	20000	1380	22.05	560	6.03
PH183-32	-32	51	2"	51.30	3.01	76.50	5000	345	20000	1380	26.77	680	7.83



Temperature Range: Continuous: -40°C to +121°C

PH 280 - WATER BLAST 30

Applicable Standard : Polyhose proprietary product / EN 1829 -2



Construction

- Inner tube** Black colour, Synthetic rubber resistant to oil and water
- Reinforcement** Four high tensile steel wire spirals
- Cover** Black colour, Synthetic rubber resistant to abrasion and weather, oil & ozone
- Application** Water blasting, Water jetting, cleaning equipment. Delivery of water and water emulsions

Item Code	Dash Size	DN	ID		RI OD		OD		WP		BP		BR/r		W
			inch	mm	inch	mm	inch	mm	psi	bar	psi	bar	inch	mm	kg/m
PH280-04	-04	06	1/4	6.4	0.58	14.7	0.70	17.9	12325	850	30815	2125	5.12	130	0.627
PH280-06	-06	10	3/8	9.5	0.69	17.5	0.83	21.1	12325	850	30815	2125	6.10	155	0.838
PH280-08	-08	12	1/2	12.7	0.84	21.3	0.97	24.6	12325	850	30815	2125	7.87	200	1.184
PH280-12	-12	19	3/4	19.0	1.17	29.8	1.29	32.8	12325	850	30815	2125	9.84	250	2.024
PH280-16	-16	25	1	25.4	1.38	35.1	1.51	38.3	12325	850	30815	2125	11.81	300	2.447



Temperature Range: Continuous: -40°C to +90°C

PH 281 - WATER BLAST 40

Applicable Standard : Polyhose proprietary product / EN1829-2



Construction

- Inner tube** Black colour, Synthetic rubber resistant to oil and water
- Reinforcement** Four high tensile steel wire spirals
- Cover** Black colour, Synthetic rubber resistant to abrasion and weather, oil & ozone
- Application** Water blasting, Water jetting, cleaning equipment. Delivery of water and water emulsions

Item Code	Dash Size	DN	ID		RI OD		OD		WP		BP		BR/r		W
			inch	mm	inch	mm	inch	mm	psi	bar	psi	bar	inch	mm	kg/m
PH281-06	-06	10	3/8	9.5	0.70	17.8	0.81	20.6	15950	1100	39875	2750	6.10	155	0.821
PH281-08	-08	12	1/2	12.7	0.91	23.0	1.06	27.0	15950	1100	39875	2750	7.87	200	1.525
PH281-12	-12	19	3/4	19.0	1.13	28.7	1.26	32.0	15950	1100	39875	2750	12.20	310	2.068



Temperature Range: Continuous: -40°C to +90°C

PH 282 - WATER BLAST 45

Applicable Standard : Polyhose proprietary product / EN1829-2



Construction

- Inner tube** Black colour, Synthetic rubber resistant to oil and water
- Reinforcement** Four high tensile steel wire spirals
- Cover** Black colour, Synthetic rubber resistant to abrasion and weather, oil & ozone
- Application** Water blasting, Water jetting, cleaning equipment. Delivery of water and water emulsions

Item Code	Dash Size	DN	ID		RI OD		OD		WP		BP		BR/r		W
			inch	mm	inch	mm	inch	mm	psi	bar	psi	bar	inch	mm	kg/m
PH282-06	-06	10	3/8	9.5	0.71	18.0	0.81	20.6	18125	1250	45315	3125	6.10	155	0.967
PH282-08	-08	12	1/2	12.7	0.63	16.0	1.14	29.0	18125	1250	45315	3125	9.06	230	2.048



Temperature Range: Continuous: -40°C to +90°C

PH 283 - WATER BLAST 50

Applicable Standard : Polyhose proprietary product / EN1829-2



Construction

- Inner tube** Black colour, Synthetic rubber resistant to oil and water
- Reinforcement** Six high tensile steel wire spirals
- Cover** Black colour, Synthetic rubber resistant to abrasion and weather, oil & ozone
- Application** Water blasting, Water jetting, cleaning equipment. Delivery of water and water emulsions

Item Code	Dash Size	DN	ID		RI OD		OD		WP		BP		BR/r		W
			inch	mm	inch	mm	inch	mm	psi	bar	psi	bar	inch	mm	kg/m
PH283-08	-08	12	1/2	12.7	1.02	26.0	1.13	28.6	20010	1380	50025	3450	9.06	230	2.02



Temperature Range: Continuous: -40°C to +90°C

RUBBER - HYDRAULIC - MINING HOSE

PH 174 - BCS

Applicable Standard : BCS 174 - 1992



Construction

Inner tube Black colour, Synthetic rubber resistant to oil and water

Reinforcement Double high tensile steel wire braids

Cover Black colour, Synthetic rubber resistant to abrasion and weather, oil & ozone

Application High Pressure Hydraulic Lines 115 to 450 bar for use with petroleum, synthetic or water based fluids in Hydraulic systems. Specially made as per British coal 174 specification and to be used in underground mining equipment machines and roof support systems. Also, in long wall mining applications

Note: 5/8" not covered under BCS 174. DGMS approved

Item Code	Dash Size	DN	ID		OD		WP		BP		BR/r		W
			inch	mm	inch	mm	psi	bar	psi	bar	inch	mm	kg/m
PH174-04	-04	06	1/4	6.3	0.67	17.0	6525	450	26100	1800	3.9	100	0.504
PH174-06	-06	10	3/8	9.5	0.84	21.4	5510	380	22040	1520	5.1	130	0.712
PH174-08	-08	12	1/2	12.7	1.04	26.4	5295	365	21025	1450	5.9	150	0.977
PH174-10	-10	16	5/8	16.0	1.18	30.0	4060	280	16240	1120	7.5	190	1.300
PH174-12	-12	20	3/4	19.0	1.32	33.6	4060	280	16025	1105	9.1	230	1.514
PH174-16	-16	25	1	25.4	1.60	40.6	3120	215	12470	860	11.8	300	1.756
PH174-20	-20	31	1.1/4	31.7	1.87	47.5	2540	175	10005	690	15.0	380	2.090
PH174-24	-24	38	1.1/2	38.4	2.13	54.1	2175	150	8485	585	17.7	450	2.763
PH174-32	-32	51	2	51.1	2.63	66.8	1670	115	6525	450	23.6	600	3.541



Temperature Range: Continuous: -40°C to +100°C Intermittent: +120°C

RUBBER - HYDRAULIC - FUEL HOSE

PH 442 FUEL DISPENSING HOSE - HARD WALL

Applicable Standard : EN 1360 Type 3



Construction

Inner tube Black colour, Synthetic rubber resistant to petrol and diesel fuel

Reinforcement Single steel wire braid

Cover Black Colour, synthetic rubber resistant to fuel and weather. Also available in Blue and Green on request

Application Petrol and diesel fuel dispensing lines of pressure 235 psi

Item Code	Dash Size	DN	ID		OD		WP		BP		BR/r		W
			inch	mm	inch	mm	psi	bar	psi	bar	inch	mm	kg/m
PH442-10	-10	16	5/8	16.0	1.00	25.3	235	16	700	48	3.1	80	0.590
PH442-12	-12	19	3/4	19.0	1.07	27.2	235	16	700	48	3.9	100	0.697
PH442-16	-16	25	1	25.0	1.30	33.0	235	16	700	48	5.9	150	0.651



Temperature Range: Continuous: -30°C to +55°C

Electrical resistance max: 1×10^2 ohms

PH 443 - FUEL DISPENSING - SOFT WALL

Applicable Standard : EN 1360 Type 1



Construction

- Inner tube** Black colour, Synthetic rubber resistant to petrol and diesel fuel
- Reinforcement** Double Textile braid
- Cover** Black colour, synthetic rubber resistant to fuel and weather. Also available in Blue and Green on request
- Application** Petrol and diesel fuel dispensing lines of pressure 235 psi

Item Code	Dash Size	DN	ID		OD		WP		BP		BR/r		W kg/m
			inch	mm	inch	mm	psi	bar	psi	bar	inch	mm	
PH443-08	-08	12	1/2	12.5	0.91	23.0	235	16	700	48	2.4	60	0.385
PH443-10	-10	16	5/8	16.0	1.02	26.0	235	16	700	48	3.1	80	0.396
PH443-12	-12	19	3/4	19.0	1.14	29.0	235	16	700	48	3.9	100	0.450
PH443-13	-13	21	7/8	22.0	1.22	31.0	235	16	700	48	5.1	130	0.565
PH443-16	-16	25	1	25.0	1.38	35.0	235	16	700	48	5.9	150	0.571



Temperature Range: Continuous: -30°C to +55°C
Electrical resistance max: 1×10^2 ohms

PH 531 - FUEL HOSE

Applicable Standard : SAE J 30 R2 TYPE 2



Construction

- Inner tube** Black colour, Synthetic rubber resistant to oil and fuel
- Reinforcement** Textile reinforcement
- Cover** Black Colour, Synthetic rubber resistant to oil, ozone
- Application** Low Pressure coupled and uncoupled low-permeation Fuel hose for Automotive and allied application, Physical, Extrac table and fuel permeation properties as specified in SAE J 30 - R2 - Type 2 standard for use with gasoline, diesel fuel, lubrication oil, or the vapour present in either fuel system or in crank case of internal combustion engines

Item Code	Dash Size	DN	ID		OD		WP		BP		BR/r		W kg/m
			inch	mm	inch	mm	psi	bar	psi	bar	inch	mm	
PH531-03	-03	05	3/16	4.76	0.50	12.7	145	10	725	50	2.0	50	0.131
PH531-04	-04	06	1/4	6.35	0.56	14.3	145	10	725	50	2.6	65	0.155
PH531-05	-05	08	5/16	7.94	0.63	15.9	145	10	725	50	3.0	75	0.180
PH531-06	-06	10	3/8	9.53	0.69	17.5	145	10	725	50	3.0	75	0.193
PH531-08	-08	12	1/2	12.7	0.81	20.6	145	10	725	50	3.9	100	0.314
PH531-10	-10	16	5/8	15.88	0.94	23.8	145	10	510	35	4.9	125	0.370
PH531-12	-12	19	3/4	19.05	1.06	27.0	145	10	510	35	5.9	150	0.454



Temperature Range: Continuous: -40°C to +100°C

PH 532 - FUEL HOSE

Applicable Standard : SAE J 30 R2 TYPE 3



Construction

Inner tube Black colour, Synthetic rubber resistant to oil and fuel

Reinforcement Single Braid Textile reinforcement

Cover Black Colour, Synthetic rubber resistant to oil, ozone

Application Low Pressure coupled and uncoupled low-permeation Fuel hose for Automotive and allied application, Physical, Extractable and fuel permeation properties as specified in SAE J 30 - R2 Type 3 Standard for use with gasoline, diesel fuel, lubrication oil, or the vapour present in either fuel system or in crank case of internal combustion engines

Item Code	Dash Size	DN	ID		OD		WP		BP		BR/r		W
			inch	mm	inch	mm	psi	bar	psi	bar	inch	mm	kg/m
PH532-03	-03	05	3/16	4.8	0.41	10.3	510	35	2030	140	2.0	50	0.094
PH532-04	-04	06	1/4	6.4	0.50	12.7	435	30	1670	115	2.6	65	0.130
PH532-05	-05	08	5/16	8.0	0.56	14.3	435	30	1670	115	3.0	75	0.155
PH532-06	-06	10	3/8	9.5	0.62	15.8	435	30	1670	115	3.0	75	0.183
PH532-08	-08	12	1/2	12.7	0.78	19.8	435	30	1670	115	3.9	100	0.264
PH532-10	-10	16	5/8	16.0	0.94	23.8	365	25	1235	85	4.9	125	0.302
PH532-12	-12	19	3/4	19.0	1.12	28.5	365	25	1235	85	5.9	150	0.372



Temperature Range: Continuous: -40°C to +100°C

PH 533 - LPG HOSE AS PER IS 9573: 2012 - TYPE -2

Applicable Standard : IS 9573: 2012 - Type 2



Construction

Inner tube Black colour, Synthetic rubber resistant to n-pentane

Reinforcement Single wire braid

Cover Perforated orange colour, Synthetic rubber excellent resistant to fire & ozone

Application Designed for use in motor vehicles with Liquefied Petroleum Gas (LPG) installations, designed for domestic/commercial installation

Item Code	Dash Size	DN	ID		OD		WP		BP		BR/r		W
			inch	mm	inch	mm	psi	bar	psi	bar	inch	mm	kg/m
PH533-05	-05	08	5/16	8.3	0.59	14.9	145	10	580	40	3.7	95	0.229
PH533-06	-06	10	3/8	10.8	0.68	17.3	145	10	580	40	4.7	120	0.280
PH533-08	-08	12	1/2	13.2	0.89	22.7	145	10	580	40	5.9	150	0.450



Temperature Range: Continuous: -40°C to +70°C

PH 534 - LPG HOSE AS PER EN 1762 : TYPE -D

Applicable Standard : EN 1762 - Type D



Construction

- Inner tube** Low Permeation Synthetic rubber tube resistant to n-pentane
- Reinforcement** Single wire braid
- Cover** Perforated black colour, Synthetic rubber resistant to abrasion and weather
- Application** Designed for transfer of LPG in liquid or gaseous phase and natural gas

Item Code	Dash Size	DN	ID		OD		WP		BP		BR/r		W
			inch	mm	inch	mm	psi	bar	psi	bar	inch	mm	kg/m
PH534-06	-06	10	3/8	9.7	0.74	18.8	365	25	1450	100	3.5	90	0.351
PH534-08	-08	12	1/2	12.7	0.89	22.7	365	25	1450	100	3.9	100	0.474
PH534-10	-10	16	5/8	15.9	1.02	25.9	365	25	1450	100	4.9	125	0.566
PH534-12	-12	19	3/4	19.0	1.22	31.0	365	25	1450	100	6.3	160	0.793
PH534-16	-16	25	1	25.0	1.50	38.0	365	25	1450	100	7.9	200	1.103
PH534-20	-20	31	1.1/4	32.0	1.77	45.0	365	25	1450	100	9.8	250	1.414
PH534-24	-24	38	1.1/2	38.0	2.05	52.0	365	25	1450	100	12.6	320	1.963
PH534-32	-32	51	2	51.0	2.60	66.0	365	25	1450	100	15.7	400	2.643
PH534-48	-48	76	3	76.0	3.70	94.0	365	25	1450	100	25.6	650	4.275



Temperature Range: Continuous: -30°C to +70°C

PH 535 - LPG Hose As Per IS 9573 :2012 Type -1

Applicable Standard : IS 9573 :2012 TYPE -1



Construction

- Inner tube** Black colour, Synthetic rubber resistant to n-pentane
- Reinforcement** Single Synthetic Yarn with electrically bonded wire optional
- Cover** Perforated black colour, Synthetic rubber resistant to abrasion and weather
- Application** Designed for use in motor vehicles with liquified petroleum Gas (LPG) installations, designed for industrial application

Item Code	Dash Size	DN	ID		OD		WP		BP		BR/r		W
			inch	mm	inch	mm	psi	bar	psi	bar	inch	mm	kg/m
PH535-04	-04	06	1/4	6.5	0.50	12.7	365	25	1450	100	2.8	70	0.165
PH535-05	-05	08	5/16	8.3	0.59	14.9	365	25	1450	100	3.7	95	0.185
PH535-06	-06	10	3/8	10.7	0.68	17.3	365	25	1450	100	4.7	120	0.224
PH535-08	-08	12	1/2	13.2	0.89	22.7	365	25	1450	100	5.9	150	0.405
PH535-10	-10	16	5/8	16.4	1.02	25.9	365	25	1450	100	7.3	185	0.481
PH535-12	-12	19	3/4	19.2	1.13	28.7	365	25	1450	100	8.9	225	0.545
PH535-16	-16	25	1	25.5	1.50	38.0	365	25	1450	100	11.8	300	0.925



Temperature Range: Continuous: -40°C to +70°C

PH 536 - FUEL/CNG HOSE FOR AUTOMOTIVE APPLICATION

Applicable Standard : SAE J30 - R6 / IS 15722



Construction

- Inner tube** Black colour, Synthetic rubber resistant to oil and fuel
- Reinforcement** Textile reinforcement
- Cover** Black colour, Synthetic rubber resistant to abrasion and weather
- Application** Designed for use in motor vehicles with CNG installations

Item Code	Dash Size	DN	ID		OD		WP		BP		BR/r		W
			inch	mm	inch	mm	psi	bar	psi	bar	inch	mm	kg/m
PH536-03	-03	05	3/16	4.7	0.41	10.3	150	10	725	50	2.0	50	0.094
PH536-04	-04	06	1/4	6.4	0.50	12.7	150	10	725	50	2.6	65	0.130
PH536-05	-05	08	5/16	8.0	0.56	14.3	150	10	725	50	3.0	75	0.155
PH536-06	-06	10	3/8	9.5	0.63	15.9	150	10	725	50	3.0	75	0.183
PH536-08	-08	12	1/2	12.7	0.78	19.8	150	10	725	50	3.9	100	0.264
PH536-10	-10	16	5/8	15.9	0.94	23.8	150	10	725	50	4.9	125	0.302
PH536-12	-12	19	3/4	19.0	1.13	28.6	150	10	725	50	5.9	150	0.372
PH150-16	-16	25	1	25.4	1.37	34.9	150	10	725	50	7.9	200	0.545



Temperature Range: Continuous: -40°C to +100°C

PH 542 - FUEL & OIL HOSE

Applicable standard: SAE J30R7



Construction

- Inner tube** Black colour, Nitrile rubber resistant to fuel & oil.
- Reinforcement** Textile reinforcement
- Cover** Black colour, NBR/PVC rubber resistant to weather, abrasion & ozone.
- Application** Low pressure fuel lines 10 bar for use with gasoline, oil, diesel fuel, lubrication oil, or the vapors present in either the fuel system or in the crankcase of internal combustion engines in mobile or stationary applications.

Item Code	Dash Size	DN	ID		OD		WP		BP		BR/r		W
			inch	mm	inch	mm	psi	bar	psi	bar	inch	mm	kg/m
PH 542-03	-03	05	3/16	4.7	0.41	10.3	150	10	580	40	50	2.0	0.101
PH 542-04	-04	06	1/4	6.4	0.50	12.7	150	10	580	40	65	2.6	0.125
PH 542-05	-05	08	5/16	8.0	0.56	14.3	150	10	580	40	75	3.0	0.154
PH 542-06	-06	10	3/8	9.5	0.63	15.9	150	10	580	40	75	3.0	0.176
PH 542-08	-08	12	1/2	12.7	0.78	19.8	150	10	580	40	100	3.9	0.253
PH 542-10	-10	16	5/8	15.9	0.94	23.8	150	10	580	40	125	4.9	0.326
PH 542-12	-12	19	3/4	19.0	1.13	28.6	150	10	580	40	150	5.9	0.481
PH 542-16	-16	25	1	25.4	1.37	34.9	150	10	580	40	200	7.9	0.603



Temperature Range: Continuous: -40°C to +125°C

PH 140 - LOW SMOKE HI-TEMP BRAKE HOSE

Polyhose Proprietary Product



Construction

Inner tube Black colour, AEM rubber with low smoke property

Reinforcement Double textile braids

Cover Black colour, AEM rubber with low smoke property

Application Very low pressure hydraulic lines 15 bar for use with Hydrocarbon lubricants, hydraulic fluids and wide range temperature resistance

Item Code	Dash Size	DN	ID		OD		WP		BP		BR/r		W
			inch	mm	inch	mm	psi	bar	psi	bar	inch	mm	kg/m
PH140-04	-04	06	1/4	6.4	0.61	15.6	220	15	870	60	2.36	60	0.255
PH140-05	-05	08	5/16	8.0	0.69	17.4	220	15	870	60	3.15	80	0.314
PH140-06	-06	10	3/8	9.5	0.74	18.8	220	15	870	60	3.94	100	0.340
PH140-08	-08	12	1/2	12.7	0.87	22.0	220	15	870	60	5.12	130	0.420
PH140-12	-12	19	3/4	19.1	1.13	28.8	220	15	870	60	7.48	190	0.590
PH140-16	-16	25	1	25.6	1.50	38.1	220	15	870	60	10.04	255	1.020
PH140-20	-20	31	1.1/4	31.7	1.87	47.5	220	15	870	60	13.78	350	1.500



Temperature Range: Continuous: -38°C to +150°C

PH 503 / 134 A NON- BARRIER TYPE AIR CONDITIONING HOSE

Applicable Standard : SAE J 2064 Type B



Construction

Inner tube Black colour, Synthetic Rubber resistant to R134a with PEG oil

Reinforcement Single Steel Wire Braid

Cover Black Colour, Synthetic rubber resistant to weather

Application Car, Truck and Agricultural Machine Air Conditioning System Recommended Fluids: Freon R 134a and PEG lubricant oils

Item Code	Dash Size	DN	ID		OD		WP		BP		BR/r		W
			inch	mm	inch	mm	psi	bar	psi	bar	inch	mm	kg/m
PH503-16	16	22	7/8	22.0	1.26	32.0	500	35	2175	150	9.8	250	0.972
PH503-20	20	30	1.1/8	28.6	1.52	38.7	500	35	2175	150	11.8	300	1.069



Temperature Range: Continuous: -30°C to +125°C Intermittent: Max. +135°C

PH 540 - AIR BRAKE HOSE

Applicable Standard : SAE J 1402 Type A

Construction

- Inner tube** Black colour, Synthetic Rubber Tube
- Reinforcement** Textile reinforcement
- Cover** Black Colour, Synthetic rubber resistant to oil, ozone
- Application** Automotive Air Brake System; Tractor - Trailer Air Brake connections



1

Item Code	Dash Size	DN	ID		OD		WP		BP		BR/r		W
			inch	mm	inch	mm	psi	bar	psi	bar	inch	mm	kg/m
PH540-04	-04	06	1/4	6.4	0.63	15.9	150	10	870	60	2.6	65	0.260
PH540-05	-05	08	5/16	7.9	0.69	17.5	150	10	870	60	3.0	75	0.330
PH540-06	-06	10	3/8	9.5	0.75	19.05	150	10	870	60	3.5	90	0.377
PH540-07	-07	11	7/16	11.1	0.81	20.6	150	10	870	60	3.9	100	0.379
PH540-08	-08	12	1/2	12.7	0.87	22.2	150	10	870	60	3.9	100	0.486
PH540-09	-09	14	9/16	14.0	1.0	25.4	150	10	870	60	4.3	110	0.506
PH540-10	-10	16	5/8	15.9	1.06	27.0	150	10	870	60	4.5	115	0.530



Temperature Range: Continuous: -40°C to +100°C

PH 550 - RAIL BRAKE HOSE

Applicable standard: AAR M618, M619

Construction

- Inner tube** Black colour, Synthetic rubber resistant to oil & air.
- Reinforcement** DN 12, 16 Double textile braids, separated by single steel wire braid.
DN 22, 30, 35 Double steel wire braids & single textile braid over wire braid.
- Cover** Black colour, Synthetic rubber resistant to abrasion, weather, oil & ozone.
- Application** Hose used for air brake systems in trains services.



Item Code	Dash Size	DN	ID		OD		WP		BP		BR/r		W
			inch	mm	inch	mm	psi	bar	psi	bar	inch	mm	kg/m
PH 550-10	-10	12	1/2	12.9	0.94	23.8	300	20	1235	85	140	5.5	0.615
PH 550-12	-12	16	5/8	16.0	1.12	28.5	300	20	1235	85	165	6.5	0.841
PH 550-16	-16	22	7/8	22.2	1.37	34.9	300	20	1235	85	185	7.3	1.167
PH 550-20	-20	30	1.1/8	28.9	1.63	41.3	300	20	1235	85	240	9.4	1.180
PH 550-24	-24	35	1.3/8	34.9	1.87	47.6	300	20	1235	85	265	10.4	1.379



Temperature Range: Continuous: -45°C to +100°C

PH 440 - COMPRESSED AIR WIRE BRAIDED HOSE

Polyhose Proprietary Product



Construction

Inner tube Black colour, Synthetic rubber resistant to air

Reinforcement Single steel wire braid

Cover Yellow colour, Synthetic rubber resistant to water. Also available in Black cover on request

Application Compressed air service in severe working conditions in mines, quarries and industrial applications

Cover options
PH441 : Ultra high temperature MSHA -40°C to +150°C
Note: 1/2" to 2" - one wire braid, 2 1/2" to 4" - two wire braided.

Item Code	Dash Size	DN	ID		OD		WP		BP		BR/r		W
			inch	mm	inch	mm	psi	bar	psi	bar	inch	mm	kg/m
PH440-08	-08	12	1/2	13.1	0.79	20.0	580	40	1740	120	7.9	200	0.365
PH440-12	-12	19	3/4	19.3	1.06	27.0	580	40	1740	120	9.4	240	0.520
PH440-16	-16	25	1	25.9	1.40	35.5	580	40	1740	120	11.8	300	0.821
PH440-20	-20	32	1.1/4	32.4	1.65	42.0	580	40	1740	120	16.5	420	1.114
PH440-24	-24	38	1.1/2	38.7	2.04	51.7	580	40	1740	120	19.7	500	1.529
PH440-32	-32	51	2	51.3	2.48	63.0	580	40	1740	120	24.8	630	2.058
PH440-40	-40	63	2.1/2	63.5	3.15	80.0	580	40	1740	120	30.0	762	4.196
PH440-48	-48	76	3	76.2	3.74	95.0	580	40	1740	120	36.0	915	5.394
PH440-64	-64	100	4	101.6	4.67	118.5	580	40	1740	120	48.0	1220	6.110



Temperature Range: Continuous: -40°C to +90°C

PH 471 - STEAM 1 W/B

Applicable Standard : IS 10655 Type 2 / BS 5342



Construction

Inner tube Black colour, EPDM rubber resistant to high temperature steam

Reinforcement Single steel wire Braid

Cover Red Colour, EPDM rubber resistant to abrasion, heat and weather

Application High temperature steam Lines at constant pressure of 145 psi

Note: Black Colour Cover also available

Item Code	Dash Size	DN	ID		OD		WP		BP		BR/r		W
			inch	mm	inch	mm	psi	bar	psi	bar	inch	mm	kg/m
PH471-06	-06	10	3/8	10.0	0.69	17.5	145	10	1450	100	5.1	130	0.399
PH471-08	-08	12	1/2	12.5	0.87	22.0	145	10	1450	100	5.9	150	0.496
PH471-12	-12	19	3/4	19.0	1.14	29.0	145	10	1450	100	9.1	230	0.727
PH471-16	-16	25	1	25.4	1.37	34.8	145	10	1450	100	11.8	300	0.800
PH471-20	-20	32	1.1/4	31.5	1.65	42.0	145	10	1450	100	14.8	375	1.281

Temperature Range: Continuous: Up to +185°C Steam

PH 472 - STEAM 2 W/B

Applicable Standard : Exceeds IS 10655/ ISO 6134 Type 2/ BS 5342 Type 2

Construction

Inner tube Black colour, EPDM rubber resistant to high temperature steam

Reinforcement Double steel wire Braids

Cover Red Colour, EPDM rubber resistant to heat and weather

Application High temperature steam Lines at constant pressure of 290 psi



Note: Black Colour Cover also available

Item Code	Dash Size	DN	ID		OD		WP		BP		BR/r		W
			inch	mm	inch	mm	psi	bar	psi	bar	inch	mm	kg/m
PH472-06	-06	10	3/8	10.0	0.77	19.5	260	18	2610	180	5.1	130	0.421
PH472-08	-08	12	1/2	12.5	0.91	23.0	260	18	2610	180	5.9	150	0.589
PH472-12	-12	19	3/4	19.0	1.18	30.0	260	18	2610	180	9.1	230	0.846
PH472-16	-16	25	1	25.4	1.45	36.8	260	18	2610	180	11.8	300	1.095
PH472-20	-20	32	1.1/4	31.5	1.71	43.5	260	18	2610	180	14.8	375	1.505
PH472-24	-24	38	1.1/2	38.0	1.95	49.5	260	18	2610	180	17.9	455	1.780
PH472-32	-32	51	2	51.0	2.52	64.0	260	18	2610	180	23.6	600	2.261
PH472-40	-40	63	2.1/2	63.0	3.27	83.0	260	18	2610	180	26.6	675	4.214
PH472-48	-48	76	3	76.0	3.86	98.0	260	18	2610	180	28.5	725	4.962



Temperature Range: Continuous: Up to +230°C Steam

PH 475 - STEAM HOSE WITH HELICAL WIRE

Polyhose Proprietary Product

Construction

Inner tube Black colour, EPDM rubber resistant to high temperature steam

Reinforcement Double steel wire braids with helical wire

Cover Red Colour, EPDM rubber resistant to heat and weather

Application Hardwall hose with steel cord reinforcement for steam at a maximum working pressure of 18 bar, used in chemical industries and industrial application in general , where a particular bending radius is necessary



Item Code	Dash Size	DN	ID		OD		WP		BP		BR/r		W
			inch	mm	inch	mm	psi	bar	psi	bar	inch	mm	kg/m
PH475-32	-32	51	2	51.0	2.72	69.0	260	18	2610	180	27.6	700	2.971
PH475-40	-40	63	2.1/2	63.0	3.39	86.0	260	18	2610	180	33.5	850	4.574
PH475-48	-48	76	3	76.0	3.86	98.0	260	18	2610	180	38.6	980	5.335

Temperature Range: Continuous: -40°C to +210°C Steam

PH 555 - NON CONDUCTIVE CARBON FREE HOSE

Polyhose Proprietary Product



Construction

Inner tube Cream colour, Synthetic rubber

Reinforcement High Tensile Fiber Yarn Braid

Cover Red or Green Colour, Synthetic Rubber Cover resistant to oil, weather and abrasion

Application Electrical Coolant application; Conveying coolants in Furnace, specially designed for Low Leakage Current, leakage current levels less than 15 Micro Amps at 5000V DC

Item Code	Dash Size	DN	ID		OD		WP		BP		BR/r		W
			inch	mm	inch	mm	psi	bar	psi	bar	inch	mm	kg/m
PH555-06	-06	10	3/8	9.7	0.75	19.0	290	20	1015	70	3.9	100	0.339
PH555-08	-08	12	1/2	12.7	0.85	21.5	290	20	1015	70	3.9	100	0.367
PH555-10	-10	16	5/8	16.0	1.02	26.0	290	20	1015	70	4.5	115	0.534
PH555-12	-12	19	3/4	20.0	1.22	31.0	290	20	1015	70	4.9	125	0.731
PH555-16	-16	25	1	26.0	1.50	38.0	290	20	1015	70	5.9	150	0.941
PH555-20	-20	31	1.1/4	32.5	1.77	45.0	290	20	1015	70	7.9	200	1.355
PH555-24	-24	38	1.1/2	39.0	2.09	53.0	290	20	1015	70	8.9	225	1.816
PH555-32	-32	51	2	52.0	2.56	65.0	290	20	1015	70	11.8	300	2.476
PH555-48	-48	76	3	76.0	3.68	93.5	290	20	1015	70	17.7	450	3.229
PH555-64	-64	100	4	100.0	4.53	115.0	290	20	1015	70	23.6	600	3.305



Temperature Range: Continuous: -40°C to +100°C

PH 566 - AIR BREATHING HOSE

Applicable standard: EN14593/14594



Construction

Inner tube Black colour, EPDM rubber

Reinforcement Single textile braid

Cover Black colour, EPDM rubber smooth finish perforated cover

Application Hose used in compressed air lines for carrying breathing air at high pressure from compressor to filter. Good ozone, heat & external resistance to several chemicals

Item Code	Dash Size	DN	ID		OD		WP		BP		BR/r		W
			inch	mm	inch	mm	psi	bar	psi	bar	inch	mm	kg/m
PH566-04	-4	6	1/4	6.4	0.61	15.4	510	35	2030	140	4.48	65	0.246
PH566-06	-6	10	3/8	9.5	0.73	18.5	510	35	2030	140	5.17	75	0.301
PH566-08	-8	12	1/2	12.7	0.84	21.3	510	35	2030	140	6.90	100	0.350

Electrical Resistance: 103Ω/m < R < 108Ω/m



Temperature Range: Continuous: -40°C to +120°C

PH 601 - WATER SUCTION & DISCHARGE HOSE W.P. 10 BAR

Polyhose Proprietary Product

Construction

Inner tube Black colour, Synthetic rubber resistant to water

Reinforcement Plies of synthetic textile cords with steel helix

Cover Black colour, Synthetic rubber, wrapped type, abrasion water resistant

Application Mandrel built heavy duty suction and discharge hose for handling of water, inert fluid, sewerages and waste water, where optimum flexibility is required



Other options

PH640 : Both inner and outer cover EPDM

Item Code	Dash Size	ID		OD		WP		BP		V	W
		inch	mm	inch	mm	psi	bar	psi	bar	bar	kg/m
PH601-12	-12	3/4	19.0	1.14	29.0	150	10	435	30	0.90	0.69
PH601-16	-16	1	25.0	1.38	35.0	150	10	435	30	0.90	0.80
PH601-20	-20	1.1/4	32.0	1.65	42.0	150	10	435	30	0.90	0.96
PH601-24	-24	1.1/2	38.0	1.89	48.0	150	10	435	30	0.90	1.11
PH601-32	-32	2	51.0	2.44	62.0	150	10	435	30	0.90	1.50
PH601-40	-40	2.1/2	63.0	2.95	75.0	150	10	435	30	0.90	1.96
PH601-48	-48	3	76.0	3.46	88.0	150	10	435	30	0.90	2.40
PH601-56	-56	3.1/2	89.0	4.02	102.0	150	10	435	30	0.90	2.90
PH601-64	-64	4	102.0	4.57	116.0	150	10	435	30	0.90	3.30
PH601-80	-80	5	127.0	5.55	141.0	150	10	435	30	0.90	5.20
PH601-96	-96	6	152.0	6.73	171.0	150	10	435	30	0.80	6.70
PH601-128	-128	8	203.0	8.78	223.0	150	10	435	30	0.70	11.20



Temperature Range: Continuous: -25°C to +70°C

PH 602 - WATER DISCHARGE HOSE W.P. 10 BAR - LAY FLAT

Polyhose Proprietary Product

Construction

Inner tube Black colour, Synthetic rubber resistant to water

Reinforcement Plies of synthetic textile cords

Cover Black colour, Synthetic rubber, wrapped type, abrasion water resistant

Application Light weight rubber hose design for water, natural liquid fertilizer, waste water, for submerged pump and irrigation systems



Item Code	Dash Size	ID		OD		WP		BP		W
		inch	mm	inch	mm	psi	bar	psi	bar	kg/m
PH602-16	-16	1	25.0	1.26	32.0	150	10	435	30	0.48
PH602-20	-20	1.1/4	32.0	1.54	39.0	150	10	435	30	0.62
PH602-24	-24	1.1/2	38.0	1.77	45.0	150	10	435	30	0.80
PH602-32	-32	2	51.0	2.28	58.0	150	10	435	30	0.94
PH602-40	-40	2.1/2	63.0	2.76	70.0	150	10	435	30	1.20
PH602-48	-48	3	76.0	3.27	83.0	150	10	435	30	1.50
PH602-56	-56	3.1/2	89.0	3.82	97.0	150	10	435	30	1.70
PH602-64	-64	4	102.0	4.29	109.0	150	10	435	30	2.20
PH602-80	-80	5	127.0	5.39	137.0	150	10	435	30	3.80
PH602-96	-96	6	152.0	6.38	162.0	150	10	435	30	4.50
PH602-128	-128	8	203.0	8.54	217.0	150	10	435	30	6.10



Temperature Range: Continuous: -25°C to +70°C

PH 604 - WATER SUCTION & DISCHARGE HOSE W.P. 20 BAR

Polyhose Proprietary Product



Construction

- Inner tube** Black colour, Synthetic rubber resistant to water
- Reinforcement** Plies of synthetic textile cords with steel helix
- Cover** Black colour, Synthetic rubber, wrapped type, abrasion water resistant
- Application** Mandrel built heavy duty water suction and discharge hose for handling of water, inert fluid, sewerages, waste water, where optimum flexibility is required

Item Code	Dash Size	ID		OD		WP		BP		W
		inch	mm	inch	mm	psi	bar	psi	bar	kg/m
PH604-12	-12	3/4	19.0	1.14	29.0	300	20	900	60	0.70
PH604-16	-16	1	25.0	1.38	35.0	300	20	900	60	0.85
PH604-20	-20	1.1/4	32.0	1.65	42.0	300	20	900	60	0.99
PH604-24	-24	1.1/2	38.0	1.97	50.0	300	20	900	60	1.42
PH604-32	-32	2	51.0	2.56	65.0	300	20	900	60	2.04
PH604-40	-40	2.1/2	64.0	3.07	78.0	300	20	900	60	2.65
PH604-48	48	3	76.0	3.54	90.0	300	20	900	60	3.11
PH604-56	56	3.1/2	89.0	4.09	104.0	300	20	900	60	3.90
PH604-64	-64	4	102.0	4.65	118.0	300	20	900	60	4.57
PH604-80	-80	5	127.0	5.63	143.0	300	20	900	60	6.29
PH604-96	-96	6	152.0	6.89	175.0	300	20	900	60	9.40
PH604-128	-128	8	203.0	9.17	233.0	300	20	900	60	14.40



Temperature Range: Continuous: -25°C to +70°C

PH 606 - STEEL MILL WATER DELIVERY HOSE WITH FIBER GLASS COVER

Polyhose Proprietary Product



Construction

- Inner tube** White colour, EPDM Rubber resistant to hot water
- Reinforcement** Plies of synthetic textile cords
- Cover** Fiber glass cloth cover
- Application** Water Delivery Hose for application in Steel Mills and Glass industries. The Fiber Glass cover resists occasional contact of molten particles and protection against flame

Item Code	Dash Size	ID		OD		WP		BP		W
		inch	mm	inch	mm	psi	bar	psi	bar	kg/m
PH606-16	-16	1	25.0	1.54	39.0	150	10	435	30	0.75
PH606-20	-20	1.1/4	32.0	1.81	46.0	150	10	435	30	1.10
PH606-24	-24	1.1/2	38.0	2.13	54.0	150	10	435	30	1.55
PH606-32	-32	2	51.0	2.72	69.0	150	10	435	30	1.71
PH606-40	-40	2.1/2	64.0	3.39	86.0	150	10	435	30	2.90
PH606-48	-48	3	76.0	3.86	98.0	150	10	435	30	3.40
PH606-64	-64	4	102.0	4.88	124.0	150	10	435	30	4.87



Temperature Range: Continuous: -40°C to +130°C Outside Temperature: Up to 500°C

PH 607 - STEEL MILL WATER SUCTION AND DELIVERY HOSE WITH FIBER GLASS COVER

Polyhose Proprietary Product



Construction

Inner tube White colour, EPDM Rubber resistant to hot water

Reinforcement Plies of synthetic textile cords with steel helix

Cover Fiber glass cloth cover

Application Water suction and delivery hose for application in Steel Mills and Glass industries. The Fiber glass cover resists occasional contact of molten particles and protection against flame

2

Item Code	Dash Size	ID		OD		WP		BP		W kg/m
		inch	mm	inch	mm	psi	bar	psi	bar	
PH607-16	-16	1	25.0	1.54	39.0	150	10	435	30	0.90
PH607-20	-20	1.1/4	32.0	1.81	46.0	150	10	435	30	1.40
PH607-24	-24	1.1/2	38.0	2.13	54.0	150	10	435	30	1.70
PH607-32	-32	2	51.0	2.72	69.0	150	10	435	30	1.98
PH607-40	-40	2.1/2	64.0	3.39	86.0	150	10	435	30	3.20
PH607-48	-48	3	76.0	3.86	98.0	150	10	435	30	3.80
PH607-64	-64	4	102.0	4.88	124.0	150	10	435	30	5.20



Temperature Range: Continuous: -40°C to +130°C Outside Temperature: Up to 500°C

PH 609 - THERMOPLASTIC LINED PAINT S & D HOSE 10 BAR

Polyhose Proprietary Product



Construction

Inner tube Black colour, Synthetic rubber with Thermoplastic liner

Reinforcement Plies of synthetic textile cords with steel helix and two cross antistatic copper wires

Cover Black synthetic rubber resistant to ozone, weather and abrasion

Application For suction and conveying paint and allied chemicals

Item Code	Dash Size	ID		OD		WP		BP		V bar	W kg/m
		inch	mm	inch	mm	psi	bar	psi	bar		
PH609-08	-08	1/2	12.0	0.87	22.0	150	10	450	30	0.90	0.45
PH609-12	-12	3/4	19.0	1.22	31.0	150	10	450	30	0.90	0.69
PH609-16	-16	1	25.0	1.46	37.0	150	10	450	30	0.90	0.85
PH609-20	-20	1.1/4	32.0	1.73	44.0	150	10	450	30	0.90	1.10
PH609-24	-24	1.1/2	38.0	1.97	50.0	150	10	450	30	0.90	1.20
PH609-32	-32	2	51.0	2.48	63.0	150	10	450	30	0.90	1.60



Temperature Range: Continuous: -40°C to +80°C

PH 610 - WATER DISCHARGE HOSE - W.P. 20 BAR

Polyhose Proprietary Product

Construction

Inner tube Black colour, Synthetic rubber resistant to water

Reinforcement Plies of synthetic textile cords

Cover Black colour, Synthetic rubber, wrapped type, abrasion water resistant

Application Light weight rubber collapsible hose design for water, natural liquid fertilizers, waste water, for submerged pump and irrigation system



Item Code	Dash Size	ID		OD		WP		BP		W
		inch	mm	inch	mm	psi	bar	psi	bar	
PH610-16	-16	1	25.0	1.34	34.0	300	20	900	60	0.53
PH610-20	-20	1.1/4	32.0	1.65	42.0	300	20	900	60	0.84
PH610-24	-24	1.1/2	38.0	1.89	48.0	300	20	900	60	0.98
PH610-32	-32	2	51.0	2.44	62.0	300	20	900	60	1.10
PH610-40	-40	2.1/2	63.0	2.99	76.0	300	20	900	60	1.50
PH610-48	-48	3	76.0	3.50	89.0	300	20	900	60	1.72
PH610-56	-56	3.1/2	89.0	4.06	103.0	300	20	900	60	2.10
PH610-64	-64	4	102.0	4.57	116.0	300	20	900	60	2.40
PH610-80	-80	5	127.0	5.59	142.0	300	20	900	60	3.00
PH610-96	-96	6	152.0	6.57	167.0	300	20	900	60	5.00
PH610-128	-128	8	203.0	8.62	219.0	300	20	900	60	7.20



Temperature Range: Continuous: -25°C to +70°C

PH 611 - OIL / FUEL SUCTION & DISCHARGE HOSE W.P. 10 BAR

Polyhose Proprietary Product

Construction

Inner tube Black colour, Synthetic rubber resistant to oil

Reinforcement Plies of synthetic textile cords with steel helix and two cross antistatic copper wires

Cover Black colour, Synthetic rubber resistant to oil, ozone and abrasion

Application Mandrel built heavy duty oil suction and discharge hose for handling grades of gasoline or petroleum oils of aromatic content upto 50% from tank truck, in dispensing station etc, during winter/summer seasons and withstands full vacuum



Item Code	Dash Size	ID		OD		WP		BP		V	W
		inch	mm	inch	mm	psi	bar	psi	bar	bar	
PH611-12	-12	3/4	19.0	1.14	29.0	150	10	435	30	0.90	0.60
PH611-16	-16	1	25.0	1.38	35.0	150	10	435	30	0.90	0.74
PH611-20	-20	1.1/4	32.0	1.65	42.0	150	10	435	30	0.90	0.90
PH611-24	-24	1.1/2	38.0	1.89	48.0	150	10	435	30	0.90	1.10
PH611-32	-32	2	51.0	2.44	62.0	150	10	435	30	0.90	1.40
PH611-40	-40	2.1/2	63.0	2.95	75.0	150	10	435	30	0.90	2.10
PH611-48	-48	3	76.0	3.54	90.0	150	10	435	30	0.90	2.70
PH611-56	-56	3.1/2	89.0	4.09	104.0	150	10	435	30	0.90	3.10
PH611-64	-64	4	102.0	4.61	117.0	150	10	435	30	0.90	3.80
PH611-80	-80	5	127.0	5.63	143.0	150	10	435	30	0.90	6.00
PH611-96	-96	6	152.0	6.61	168.0	150	10	435	30	0.80	7.40
PH611-128	-128	8	203.0	8.82	224.0	150	10	435	30	0.70	12.20



Temperature Range: Continuous: -20°C to +80°C

PH 613 - OIL / FUEL DELIVERY HOSE W.P. 10 BAR

Polyhose Proprietary Product



Construction

- Inner tube** Black colour, Synthetic rubber resistant to oil
- Reinforcement** Plies of synthetic textile cords with two cross anti static copper wires
- Cover** Black colour, Synthetic rubber resistant to oil, ozone and abrasion
- Application** Mandrel built heavy duty oil suction and discharge hose for handling grades of gasoline or petroleum oils of aromatic content upto 50% in dispensing station etc, during winter/summer seasons

2

Item Code	Dash Size	ID		OD		WP		BP		W kg/m
		inch	mm	inch	mm	psi	bar	psi	bar	
PH613-12	-12	3/4	19.0	1.06	27.0	150	10	435	30	0.52
PH613-16	-16	1	25.0	1.38	35.0	150	10	435	30	0.65
PH613-20	-20	1.1/4	32.0	1.65	42.0	150	10	435	30	0.80
PH613-24	-24	1.1/2	38.0	1.89	48.0	150	10	435	30	0.94
PH613-32	-32	2	51.0	2.44	62.0	150	10	435	30	1.26
PH613-40	-40	2.1/2	63.0	2.95	75.0	150	10	435	30	1.90
PH613-48	-48	3	76.0	3.46	88.0	150	10	435	30	2.20
PH613-56	-56	3.1/2	89.0	4.09	104.0	150	10	435	30	2.60
PH613-64	-64	4	102.0	4.57	116.0	150	10	435	30	2.85
PH613-80	-80	5	127.0	5.59	142.0	150	10	435	30	4.20
PH613-96	-96	6	152.0	6.54	166.0	150	10	435	30	5.30



Temperature Range: Continuous: -20°C to +80°C

PH 614 - OIL SUCTION & DISCHARGE HOSE W.P. 20 BAR

Polyhose Proprietary Product



Construction

- Inner tube** Black colour, Synthetic rubber resistant to oil
- Reinforcement** Plies of synthetic textile cords with steel helix and two cross anti static copper wires
- Cover** Black colour, Synthetic rubber resistant to oil, ozone and abrasion
- Application** Mandrel built heavy duty oil suction and discharge hose for handling grades of gasoline or petroleum oils of aromatic content upto 50% from tank truck, in dispensing station etc, during winter/summer seasons and withstands full vacuum

Item Code	Dash Size	ID		OD		WP		BP		V bar	W kg/m
		inch	mm	inch	mm	psi	bar	psi	bar		
PH614-12	-12	3/4	19.0	1.14	29.0	300	20	870	60	0.90	0.60
PH614-16	-16	1	25.0	1.38	35.0	300	20	870	60	0.90	0.86
PH614-20	-20	1.1/4	32.0	1.65	42.0	300	20	870	60	0.90	1.03
PH614-24	-24	1.1/2	38.0	1.93	49.0	300	20	870	60	0.90	1.20
PH614-32	-32	2	51.0	2.48	63.0	300	20	870	60	0.90	1.80
PH614-40	-40	2.1/2	63.0	3.03	77.0	300	20	870	60	0.90	2.40
PH614-48	-48	3	76.0	3.54	90.0	300	20	870	60	0.90	2.90
PH614-56	-56	3.1/2	89.0	4.09	104.0	300	20	870	60	0.90	3.60
PH614-64	-64	4	102.0	4.65	118.0	300	20	870	60	0.90	4.10
PH614-80	-80	5	127.0	5.63	143.0	300	20	870	60	0.90	6.80
PH614-96	-96	6	152.0	6.77	172.0	300	20	870	60	0.90	9.00
PH614-128	-128	8	203.0	8.94	227.0	300	20	870	60	0.90	14.00



Temperature Range: Continuous: -20°C to +80°C

PH 615 - OIL S&D HOSE - 40 BAR

Polyhose Proprietary Product



Construction

- Inner tube** Black colour, Synthetic rubber resistant to oil
- Reinforcement** Plies of synthetic textile cords with steel helix and two cross anti static copper wires
- Cover** Black colour, Synthetic rubber resistant to oil, ozone and abrasion
- Application** Mandrel built heavy duty oil suction and discharge hose for handling grades of gasoline or petroleum oils of aromatic content upto 50% from tank truck, in dispensing station etc, during winter/summer seasons and withstands full vacuum

Item Code	Dash Size	ID		OD		WP		BP		V	W
		inch	mm	inch	mm	psi	bar	psi	bar	bar	kg/m
PH615-32	-32	2	51.0	2.99	76.0	600	40	1200	80	0.90	3.41
PH615-48	-48	3	76.0	3.90	99.0	600	40	1200	80	0.90	5.20
PH615-64	-64	4	102.0	5.04	128.0	600	40	1200	80	0.90	6.80
PH615-96	-96	6	152.0	7.01	178.0	600	40	1200	80	0.90	11.00



Temperature Range: Continuous: -20°C to +80°C

PH 617 - OIL FUEL DELIVERY HOSE - 20 BAR

Polyhose Proprietary Product



Construction

- Inner tube** Black colour, Synthetic rubber resistant to oil
- Reinforcement** Plies of synthetic textile cords and two cross anti static copper wires
- Cover** Black colour, Synthetic rubber resistant to oil, ozone and abrasion
- Application** Mandrel built oil discharge hose for handling grades of gasoline or petroleum oils of aromatic content upto 50% in dispensing station etc, during winter/summer seasons

Item Code	Dash Size	ID		OD		WP		BP		W
		inch	mm	inch	mm	psi	bar	psi	bar	kg/m
PH617-12	-12	3/4	19.0	1.06	27.0	300	20	870	60	0.68
PH617-16	-16	1	25.0	1.38	35.0	300	20	870	60	0.81
PH617-20	-20	1.1/4	32.0	1.65	42.0	300	20	870	60	1.22
PH617-24	-24	1.1/2	38.0	1.89	48.0	300	20	870	60	1.35
PH617-32	-32	2	51.0	2.44	62.0	300	20	870	60	2.04
PH617-40	-40	2.1/2	63.0	2.95	75.0	300	20	870	60	2.65
PH617-48	-48	3	76.0	3.46	88.0	300	20	870	60	3.08
PH617-56	-56	3.1/2	89.0	4.09	104.0	300	20	870	60	3.60
PH617-64	-64	4	102.0	4.57	116.0	300	20	870	60	4.87
PH617-80	-80	5	127.0	5.59	142.0	300	20	870	60	5.60
PH617-96	-96	6	152.0	6.54	166.0	300	20	870	60	7.00



Temperature Range: Continuous: -20°C to +80°C

PH 620 - AIR & WATER DISCHARGE HOSE - 10 BAR

Polyhose Proprietary Product



Construction

- Inner tube** Black colour, Synthetic rubber resistant to oil
- Reinforcement** Plies of synthetic textile cords
- Cover** Black colour, Synthetic rubber resistant to oil, ozone and abrasion
- Application** Light weight hose designed for air, water & dust delivery in underground mines

2

Item Code	Dash Size	ID		OD		WP		BP		W
		inch	mm	inch	mm	psi	bar	psi	bar	kg/m
PH620-16	-16	1	25.0	1.26	32.0	150	10	435	30	0.48
PH620-20	-20	1.1/4	32.0	1.54	39.0	150	10	435	30	0.62
PH620-24	-24	1.1/2	38.0	1.77	45.0	150	10	435	30	0.80
PH620-32	-32	2	51.0	2.28	58.0	150	10	435	30	0.94
PH620-40	-40	2.1/2	63.0	2.76	70.0	150	10	435	30	1.20
PH620-48	-48	3	76.0	3.27	83.0	150	10	435	30	1.50
PH620-56	-56	3.1/2	89.0	3.82	97.0	150	10	435	30	1.70
PH620-64	-64	4	102.0	4.29	109.0	150	10	435	30	2.20
PH620-80	-80	5	127.0	5.39	137.0	150	10	435	30	3.80
PH620-96	-96	6	152.0	6.38	162.0	150	10	435	30	4.50
PH620-128	-128	8	203.0	8.54	217.0	150	10	435	30	6.10

 **Temperature Range:** Continuous: -25°C to +70°C

PH 621 - CEMENT / PLASTER PLACEMENT HOSE

Polyhose Proprietary Product



Construction

- Inner tube** Black colour, Synthetic and natural rubber blend resistant to abrasion
- Reinforcement** Plies of synthetic textile cords
- Cover** Black colour, Synthetic rubber resistant to ozone, weather and abrasion
- Application** For Cement/ Plaster/ Sand placement in construction industry

Item Code	Dash Size	ID		OD		WP		BP		W
		inch	mm	inch	mm	psi	bar	psi	bar	kg/m
PH621-16	-16	1	25.0	1.46	37.0	150	10	435	30	0.70
PH621-20	-20	1.1/4	32.0	1.81	46.0	150	10	435	30	0.99
PH621-24	-24	1.1/2	38.0	2.05	52.0	150	10	435	30	1.42
PH621-32	-32	2	51.0	2.56	65.0	150	10	435	30	2.04
PH621-40	-40	2.1/2	64.0	3.15	80.0	150	10	435	30	2.65
PH621-48	-48	3	76.0	3.62	92.0	150	10	435	30	3.11
PH621-64	-64	4	102.0	4.65	118.0	150	10	435	30	4.57
PH621-80	-80	5	127.0	5.79	147.0	150	10	435	30	6.29
PH621-96	-96	6	152.0	6.93	176.0	150	10	435	30	9.40
PH621-128	-128	8	203.0	9.09	231.0	150	10	435	30	14.40

 **Temperature Range:** Continuous: -30°C to +70°C

PH 622 - HIGH PRESSURE PLASTER SPRAY HOSE

Polyhose Proprietary Product



Construction

Inner tube Black colour, Synthetic and natural rubber blend resistant to abrasion

Reinforcement Plies of synthetic textile cords

Cover Black colour, Synthetic rubber resistant to ozone, weather and abrasion

Application For High Pressure Cement/ Plaster Spraying in construction industry

Item Code	Dash Size	ID		OD		WP		BP		W kg/m
		inch	mm	inch	mm	psi	bar	psi	bar	
PH 622-16	-16	1	25.0	1.54	39.0	580	40	1740	120	0.93
PH 622-20	-20	1.1/4	32.0	1.81	46.0	580	40	1740	120	1.15
PH 622-24	-24	1.1/2	38.0	2.13	54.0	580	40	1740	120	1.60
PH 622-32	-32	2	51.0	2.72	69.0	580	40	1740	120	2.50
PH 622-40	-40	2.1/2	64.0	3.39	86.0	580	40	1740	120	3.00
PH 622-48	-48	3	76.0	3.86	98.0	580	40	1740	120	4.20
PH 622-64	-64	4	102.0	5.12	130.0	580	40	1740	120	5.60
PH 622-80	-80	5	127.0	6.18	157.0	580	40	1740	120	6.00



Temperature Range: Continuous: -30°C to +70°C

PH 623 - BULK MATERIAL SUCTION AND DISCHARGE HOSE W.P. 10 BAR

Polyhose Proprietary Product



Construction

Inner tube Black colour, Synthetic and natural rubber blend resistant to abrasion

Reinforcement Plies of synthetic textile cords with steel helix and two cross antistatic copper wires

Cover Black colour, Synthetic rubber resistant to ozone, weather and abrasion

Application For Suction and Discharge of bulk material dry cement, gravel, sand, etc., construction industry

Item Code	Dash Size	ID		OD		WP		BP		V bar	W kg/m
		inch	mm	inch	mm	psi	bar	psi	bar		
PH623-16	-16	1	25.0	1.54	39.0	150	10	435	30	0.9	1.15
PH623-20	-20	1.1/4	32.0	1.77	45.0	150	10	435	30	0.9	1.40
PH623-24	-24	1.1/2	38.0	2.05	52.0	150	10	435	30	0.9	1.70
PH623-32	-32	2	51.0	2.56	65.0	150	10	435	30	0.9	1.80
PH623-40	-40	2.1/2	64.0	3.11	79.0	150	10	435	30	0.9	2.00
PH623-48	-48	3	76.0	3.62	92.0	150	10	435	30	0.9	3.15
PH623-64	-64	4	102.0	4.72	120.0	150	10	435	30	0.9	5.00
PH623-80	-80	5	127.0	5.79	147.0	150	10	435	30	0.9	6.70
PH623-96	-96	6	152.0	6.85	174.0	150	10	435	30	0.9	8.90



Temperature Range: Continuous: -30°C to +70°C

PH 624 - SHOT BLASTING HOSE W.P. 12 BAR - PH2

Polyhose Proprietary Product

Construction

Inner tube Black colour, Synthetic and natural rubber blend resistant to abrasion

Reinforcement Plies of synthetic textile cords with two cross anti static copper wires

Cover Black colour, Synthetic rubber resistant to ozone, weather and abrasion

Application Suitably designed long lasting heavy duty hose for use in sand, metal grits and foundry waste with conductive rubber compound to ensure static electricity dissipation abrasion loss of the tube according to ISO 4649: 50+5mm3



Cover options
PH674-PH1 : Premium abrasion

2

Item Code	Dash Size	ID		OD		WP		BP		W kg/m
		inch	mm	inch	mm	psi	bar	psi	bar	
PH624-08	-08	1/2	12.7	1.06	27.0	175	12	525	36	0.61
PH624-12	-12	3/4	19.0	1.34	34.0	175	12	525	36	0.80
PH624-16	-16	1	25.0	1.57	40.0	175	12	525	36	0.97
PH624-20	-20	1.1/4	32.0	1.89	48.0	175	12	525	36	1.32
PH624-24	-24	1.1/2	38.0	2.13	54.0	175	12	525	36	1.45
PH624-32	-32	2	51.0	2.87	73.0	175	12	525	36	2.20
PH624-40	-40	2.1/2	64.0	3.35	85.0	175	12	525	36	3.26
PH624-48	-48	3	76.0	3.94	100.0	175	12	525	36	3.90
PH624-64	-64	4	102.0	4.96	126.0	175	12	525	36	4.40



Temperature Range: Continuous: -30°C to +70°C

PH 625 - BUNKER TRUCK HOT AIR BLOWER HOSE W.P. 10 BAR

Polyhose Proprietary Product

Construction

Inner tube Black colour, Synthetic rubber to withstand high temperature blower air

Reinforcement Plies of synthetic textile cords

Cover Black colour, Synthetic rubber resistant to ozone, weather and abrasion

Application For Hot dry oilness air feeding to bunker trucks for discharge of bulk material like Dry Cement, Fly Ash, Quarry Dust, Sand, etc., in construction industry



Item Code	Dash Size	ID		OD		WP		BP		W kg/m
		inch	mm	inch	mm	psi	bar	psi	bar	
PH625-32	-32	2	51.0	2.56	65.0	150	10	435	30	1.60
PH625-48	-48	3	76.0	3.62	92.0	150	10	435	30	2.80
PH625-64	-64	4	102.0	4.65	118.0	150	10	435	30	3.60



Temperature Range: Continuous: -30°C to +180°C

PH 626 - DRY CEMENT DELIVERY / SILO HOSE

Polyhose Proprietary Product

Construction

- Inner tube** Black colour, Synthetic and natural rubber blend resistant to abrasion
- Reinforcement** Plies of synthetic textile cords with two cross anti static copper wires
- Cover** Black colour, Synthetic rubber resistant to ozone, weather and abrasion
- Application** For transfer of Dry Cement, Sand, Crusher Dust from Silo/ Tanker



Item Code	Dash Size	ID		OD		WP		BP		W kg/m
		inch	mm	inch	mm	psi	bar	psi	bar	
PH626-16	-16	1	25.0	1.46	37.0	150	10	450	30	0.83
PH626-20	-20	1.1/4	32.0	1.73	44.0	150	10	450	30	1.01
PH626-24	-24	1.1/2	38.0	1.97	50.0	150	10	450	30	1.30
PH626-32	-32	2	51.0	2.56	65.0	150	10	450	30	1.70
PH626-40	-40	2.1/2	64.0	3.07	78.0	150	10	450	30	2.10
PH626-48	-48	3	76.0	3.54	90.0	150	10	450	30	2.70
PH626-64	-64	4	102.0	4.65	118.0	150	10	450	30	4.40
PH626-80	-80	5	127.0	5.79	147.0	150	10	450	30	5.70
PH626-96	-96	6	152.0	6.77	172.0	150	10	450	30	7.00
PH626-128	-128	8	203.0	8.94	227.0	150	10	450	30	9.00

 **Temperature Range:** Continuous: -30°C to +70°C

PH 628 - ABRASIVE BULK MATERIAL SUCTION AND DISCHARGE HOSE W.P 20 BAR

Polyhose Proprietary Product

Construction

- Inner tube** Black colour, Synthetic and natural rubber blend resistant to abrasion
- Reinforcement** Plies of synthetic textile cords with steel helix and two cross antistatic copper wires
- Cover** Black colour, Synthetic rubber resistant to ozone, weather and abrasion
- Application** For suction and discharge of bulk material Dry Cement, Gravel, Sand in Construction Industry



Item Code	Dash Size	ID		OD		WP		BP		V bar	W kg/m
		inch	mm	inch	mm	psi	bar	psi	bar		
PH628-16	-16	1	25.0	1.57	40.0	300	20	870	60	0.9	1.20
PH628-20	-20	1.1/4	32.0	1.81	46.0	300	20	870	60	0.9	1.60
PH628-24	-24	1.1/2	38.0	2.13	54.0	300	20	870	60	0.9	2.00
PH628-32	-32	2	51.0	2.64	67.0	300	20	870	60	0.9	2.40
PH628-40	-40	2.1/2	64.0	3.11	79.0	300	20	870	60	0.9	2.80
PH628-48	-48	3	76.0	3.82	97.0	300	20	870	60	0.9	3.80
PH628-64	-64	4	102.0	4.88	124.0	300	20	870	60	0.9	5.80
PH628-80	-80	5	127.0	5.83	148.0	300	20	870	60	0.9	7.40
PH628-96	-96	6	152.0	6.85	174.0	300	20	870	60	0.9	9.20

 **Temperature Range:** Continuous: -30°C to +70°C

PH 629 - ABRASIVE BULK MATERIAL DISCHARGE HOSE W.P 10 BAR

Polyhose Proprietary Product



Construction

- Inner tube** Black colour, Synthetic and natural rubber blend resistant to abrasion
- Reinforcement** Plies of synthetic textile cords with two cross anti static copper wires
- Cover** Black colour, Synthetic rubber resistant to ozone, weather and abrasion
- Application** For discharge of bulk material Dry Cement, Gravel, Sand etc., in Construction Industry

2

Item Code	Dash Size	ID		OD		WP		BP		W kg/m
		inch	mm	inch	mm	psi	bar	psi	bar	
PH629-32	-32	2	51.0	2.52	64.0	150	10	435	30	1.71
PH629-40	-40	2.1/2	64.0	2.99	76.0	150	10	435	30	2.10
PH629-48	-48	3	76.0	3.62	92.0	150	10	435	30	2.60
PH629-64	-64	4	102.0	4.65	118.0	150	10	435	30	4.40
PH629-80	-80	5	127.0	5.63	143.0	150	10	435	30	5.60
PH629-96	-96	6	152.0	6.69	170.0	150	10	435	30	7.00
PH629-128	-128	8	203.0	8.94	227.0	150	10	435	30	9.80



Temperature Range: Continuous: -30°C to +75°C

PH 630 - AIR & WATER DISCHARGE HOSE - 20 BAR

Polyhose Proprietary Product



Construction

- Inner tube** Black colour, Synthetic rubber resistant to water
- Reinforcement** Plies of synthetic textile cords
- Cover** Black colour, Synthetic rubber, wrapped type, abrasion water resistant
- Application** Hose designed for Air, water & stone dust delivery in underground mines

Item Code	Dash Size	ID		OD		WP		BP		W kg/m
		inch	mm	inch	mm	psi	bar	psi	bar	
PH630-16	-16	1	25.0	1.34	34.0	300	20	900	60	0.67
PH630-20	-20	1.1/4	32.0	1.65	42.0	300	20	900	60	0.80
PH630-24	-24	1.1/2	38.0	1.89	48.0	300	20	900	60	0.94
PH630-32	-32	2	51.0	2.44	62.0	300	20	900	60	2.20
PH630-40	-40	2.1/2	63.0	2.99	76.0	300	20	900	60	2.60
PH630-48	-48	3	76.0	3.50	89.0	300	20	900	60	3.10
PH630-56	-56	3.1/2	89.0	4.06	103.0	300	20	900	60	3.70
PH630-64	-64	4	102.0	4.57	116.0	300	20	900	60	4.12
PH630-80	-80	5	127.0	5.59	142.0	300	20	900	60	4.90
PH630-96	-96	6	152.0	6.57	167.0	300	20	900	60	6.70
PH630-128	-128	8	203.0	8.62	219.0	300	20	900	60	8.20



Temperature Range: Continuous: -25°C to +70°C

PH 631- INDUSTRIAL DUTY AIR HOSE W.P. 20 BAR

Polyhose Proprietary Product

Construction

- Inner tube** Black colour, Synthetic rubber resistant to high temperature and oil mist
- Reinforcement** Plies of synthetic textile cords
- Cover** Black colour, Synthetic rubber resistant to ozone, weather and abrasion
- Application** For conveying air from compressors and blowers



Item Code	Dash Size	ID		OD		WP		BP		W
		inch	mm	inch	mm	psi	bar	psi	bar	kg/m
PH631-16	-16	1	25.0	1.42	36.0	300	20	870	60	0.72
PH631-24	-24	1.1/2	38.0	2.01	51.0	300	20	870	60	1.85
PH631-32	-32	2	51.0	2.56	65.0	300	20	870	60	2.00
PH631-40	-40	2.1/2	64.0	3.15	80.0	300	20	870	60	2.58
PH631-48	-48	3	76.0	3.62	92.0	300	20	870	60	3.20
PH631-64	-64	4	102.0	4.72	120.0	300	20	870	60	4.50



Temperature Range: Continuous: -20°C to +85°C

PH 639 - BULK MATERIAL DISCHARGE - 20 BAR

Polyhose Proprietary Product

Construction

- Inner tube** Black colour, Synthetic and natural rubber blend resistant to abrasion
- Reinforcement** Plies of synthetic textile cords
- Cover** Black colour, Synthetic Rubber resistant to Ozone, weather and abrasion
- Application** For Discharge of Bulk Material dry cement, gravel, sand etc in Construction Industry



Item Code	Dash Size	ID		OD		WP		BP		W
		inch	mm	inch	mm	psi	bar	psi	bar	kg/m
PH639-32	-32	2	51.0	2.64	67.0	300	20	870	60	1.70
PH639-40	-40	2.1/2	64.0	3.11	79.0	300	20	870	60	2.10
PH639-48	-48	3	76.0	3.70	94.0	300	20	870	60	2.60
PH639-64	-64	4	102.0	4.80	122.0	300	20	870	60	4.40
PH639-80	-80	5	127.0	5.75	146.0	300	20	870	60	5.70
PH639-96	-96	6	152.0	6.77	172.0	300	20	870	60	7.00
PH639-128	-128	8	203.0	9.05	230.0	300	20	870	60	9.00



Temperature Range: Continuous: -30°C to +70°C

PH 642 - XLPE CHEMICAL SUCTION AND DISCHARGE HOSE W.P. 17 BAR

Polyhose Proprietary Product



Construction

- Inner tube** White colour, Synthetic rubber with XLPE liner
- Reinforcement** Plies of synthetic textile cords with steel helix and two cross anti static copper wires
- Cover** Green colour EPDM, wrapped type, abrasion and weather resistant
- Application** Excellent in handling petroleum based products, hydrocarbon solvents, oxidising chemicals, major strong acid and alkali as well as organic fluid etc.,

Item Code	Dash Size	ID		OD		WP		BP		V	W
		inch	mm	inch	mm	psi	bar	psi	bar		
PH 642-12	-12	3/4	19.0	1.18	30.0	250	17	750	51	0.9	0.80
PH 642-16	-16	1	25.0	1.38	35.0	250	17	750	51	0.9	1.39
PH 642-20	-20	1.1/4	32.0	1.73	44.0	250	17	750	51	0.9	1.52
PH 642-24	-24	1.1/2	38.0	1.97	50.0	250	17	750	51	0.9	2.00
PH 642-32	-32	2	51.0	2.64	67.0	250	17	750	51	0.9	2.70
PH 642-40	-40	2.1/2	63.0	3.11	79.0	250	17	750	51	0.9	3.20
PH 642-48	-48	3	76.0	3.70	94.0	250	17	750	51	0.9	4.50
PH 642-64	-64	4	102.0	4.72	120.0	250	17	750	51	0.9	4.80

 **Temperature Range:** Continuous: -20°C to +120°C

PH 645 - UHMPE CHEMICAL S & D HOSE

Polyhose Proprietary Product



Construction

- Inner tube** White colour, Synthetic rubber with transparent UHMPE liner FDA approved
- Reinforcement** Plies of synthetic textile cords with steel helix
- Cover** Blue colour EPDM rubber resistant to ozone, weather and abrasion
- Application** Conveying acids and chemical with corrugated finish

Item Code	Dash Size	ID		OD		WP		BP		V	W
		inch	mm	inch	mm	psi	bar	psi	bar		
PH 645-12	-12	3/4	19.0	1.22	31.0	250	17	750	51	0.9	0.70
PH 645-16	-16	1	25.0	1.46	37.0	250	17	750	51	0.9	1.29
PH 645-20	-20	1.1/4	32.0	1.73	44.0	250	17	750	51	0.9	1.49
PH 645-24	-24	1.1/2	38.0	1.97	50.0	250	17	750	51	0.9	1.90
PH 645-32	-32	2	51.0	2.48	63.0	250	17	750	51	0.9	2.50
PH 645-40	-40	2.1/2	63.0	3.07	78.0	250	17	750	51	0.9	3.20
PH 645-48	-48	3	76.0	3.70	94.0	250	17	750	51	0.9	4.30
PH 645-64	-64	4	102.0	4.72	120	250	17	750	51	0.9	4.80

 **Temperature Range:** Continuous: -20°C to +120°C

PH 646 - EPDM CHEMICAL S & D HOSE

Polyhose Proprietary Product



Construction

- Inner tube** Black colour, EPDM synthetic rubber resistant to wide range of industrial chemicals
- Reinforcement** Plies of synthetic textile cords with steel helix and two cross anti static copper wires
- Cover** Black colour, Synthetic rubber resistant to ozone, weather and abrasion
- Application** For conveying wide range of light chemicals

Item Code	Dash Size	ID		OD		WP		BP		W kg/m
		inch	mm	inch	mm	psi	bar	psi	bar	
PH 646-08	-08	1/2	12.7	0.97	24.7	250	17	750	51	0.56
PH 646-12	-12	3/4	19.0	1.22	31.0	250	17	750	51	0.68
PH 646-16	-16	1	25.0	1.46	37.0	250	17	750	51	0.80
PH 646-20	-20	1.1/4	32.0	1.73	44.0	250	17	750	51	0.99
PH 646-24	-24	1.1/2	38.0	2.05	52.0	250	17	750	51	1.50
PH 646-32	-32	2	51.0	2.64	67.0	250	17	750	51	2.04
PH 646-40	-40	2.1/2	64.0	3.15	80.0	250	17	750	51	2.70
PH 646-48	-48	3	76.0	3.62	92.0	250	17	750	51	3.12
PH 646-64	-64	4	102.0	4.65	118.0	250	17	750	51	4.60

 **Temperature Range:** Continuous: -30°C to +120°C

PH 647 - SLURRY & MUD WATER SUCTION AND DISCHARGE HOSE

Polyhose Proprietary Product



Construction

- Inner tube** Black colour, Synthetic and natural rubber blend resistant to abrasion
- Reinforcement** Plies of synthetic textile cords with steel helix and two cross anti static copper wires
- Cover** Black colour, Synthetic rubber resistant to ozone, weather and abrasion
- Application** For suction and discharge of slurry, mud and waste water

Item Code	Dash Size	ID		OD		WP		BP		W kg/m
		inch	mm	inch	mm	psi	bar	psi	bar	
PH 647-32	-32	2	51.0	2.64	67.0	150	10	450	30	2.80
PH 647-48	-48	3	76.0	3.66	93.0	150	10	450	30	4.70
PH 647-64	-64	4	102.0	4.80	122.0	150	10	450	30	5.40
PH 647-80	-80	5	127.0	5.79	147.0	150	10	450	30	6.20
PH 647-96	-96	6	152.0	6.85	174.0	150	10	450	30	12.60
PH 647-128	-128	8	203.0	9.33	237.0	150	10	450	30	19.70

 **Temperature Range:** Continuous: -30°C to +70°C

PH 648 - UHMWPE S & D HOSE FOOD

Polyhose Proprietary Product



Construction

- Inner tube** White colour, Synthetic rubber with transparent UHMPE liner
- Reinforcement** Plies of synthetic textile cords with steel helix
- Cover** Blue colour EPDM rubber resistant to ozone, weather and abrasion
- Application** Food & Potable water

2

Item Code	Dash Size	ID		OD		WP		BP		V	W
		inch	mm	inch	mm	psi	bar	psi	bar	bar	kg/m
PH 648-12	-12	3/4	19.0	1.22	31.0	250	17	750	51	0.9	0.70
PH 648-16	-16	1	25.0	1.46	37.0	250	17	750	51	0.9	1.29
PH 648-20	-20	1.1/4	32.0	1.73	44.0	250	17	750	51	0.9	1.49
PH 648-24	-24	1.1/2	38.0	1.97	50.0	250	17	750	51	0.9	1.90
PH 648-32	-32	2	51.0	2.48	63.0	250	17	750	51	0.9	2.50
PH 648-40	-40	2.1/2	63.0	3.07	78.0	250	17	750	51	0.9	3.20
PH 648-48	-48	3	76.0	3.62	92.0	250	17	750	51	0.9	4.30
PH 648-64	-64	4	102.0	4.65	118.0	250	17	750	51	0.9	4.80



Temperature Range: Continuous: -30°C to +120°C

PH 649 - CONCRETE DELIVERY HOSE

Polyhose Proprietary Product



Construction

- Inner tube** Black colour, Synthetic and natural rubber blend resistant to abrasion
- Reinforcement** Plies of synthetic textile cords with two cross anti static copper wires
- Cover** Black colour, Synthetic rubber resistant to ozone, weather and abrasion
- Application** Designed for concrete pumping in construction industry

Item Code	Dash Size	ID		OD		WP		BP		W
		inch	mm	inch	mm	psi	bar	psi	bar	kg/m
PH 649-20	-20	1.1/4	32.0	1.93	49.0	1235	85	2465	170	1.60
PH 649-24	-24	1.1/2	38.0	2.20	56.0	1235	85	2465	170	1.80
PH 649-32	-32	2	51.0	2.80	71.0	1235	85	2465	170	3.00
PH 649-40	-40	2.1/2	64.0	3.43	87.0	1235	85	2465	170	3.77
PH 649-48	-48	3	76.0	4.02	102.0	1235	85	2465	170	4.90
PH 649-56	-56	3.1/2	88.0	4.53	115.0	1235	85	2465	170	5.66
PH 649-64	-64	4	102.0	5.20	132.0	1235	85	2465	170	7.36
PH 649-80	-80	5	127.0	6.18	157.0	1235	85	2465	170	8.92



Temperature Range: Continuous: -30°C to +70°C

PH 651 - RADIATOR HOSE

Polyhose Proprietary Product

Construction

Inner tube Black Colour, EPDM rubber resistant to wide range of Industrial Chemicals

Reinforcement Plies of synthetic textile cords

Cover Black colour, EPDM Rubber resistant to Ozone, weather and abrasion

Application For conveying hot water mixed with anti- freeze liquids in cooling systems



Item Code	Dash Size	ID		OD		WP		BP		W kg/m
		inch	mm	inch	mm	psi	bar	psi	bar	
PH 651-08	-08	1/2	12.7	0.83	21.0	45	3	135	9	0.30
PH 651-12	-12	3/4	19.0	1.10	28.0	45	3	135	9	0.45
PH 651-16	-16	1	25.0	1.34	34.0	45	3	135	9	0.50
PH 651-20	-20	1.1/4	32.0	1.65	42.0	45	3	135	9	0.60
PH 651-24	-24	1.1/2	38.0	1.89	48.0	45	3	135	9	0.80
PH 651-32	-32	2	51.0	2.44	62.0	45	3	135	9	1.20
PH 651-40	-40	2.1/2	64.0	2.99	76.0	45	3	135	9	1.40
PH 651-48	-48	3	76.0	3.50	89.0	45	3	135	9	1.65
PH 651-64	-64	4	102.0	4.57	116.0	45	3	135	9	2.60
PH 651-80	-80	5	127.0	5.59	142.0	45	3	135	9	4.60
PH 651-96	-96	6	152.0	6.57	167.0	45	3	135	9	6.80



Temperature Range: Continuous: -40°C to +120°C

PH 657 - OIL FUEL DELIVERY HOSE FRAS - 20 BAR

Polyhose Proprietary Product

Construction

Inner tube Black colour, Conductive Synthetic Rubber resistant to oil

Reinforcement Piles of synthetic textile cords

Cover Black colour, Conductive Synthetic rubber resistant to weather and abrasion

Application Mandrel built heavy duty oil delivery hose for handling a wide range of gasoline or petroleum oils of aromatic content up to 50% from tank truck, in dispensing station, refineries, etc.



Item Code	Dash Size	ID		OD		WP		BP		W kg/m
		inch	mm	inch	mm	psi	bar	psi	bar	
PH657-12	-12	3/4	19.0	1.22	31.0	300	20	870	60	0.68
PH657-16	-16	1	25.0	1.46	37.0	300	20	870	60	0.81
PH657-20	-20	1.1/4	32.0	1.73	44.0	300	20	870	60	1.22
PH657-24	-24	1.1/2	38.0	2.01	51.0	300	20	870	60	1.35
PH657-32	-32	2	51.0	2.60	66.0	300	20	870	60	2.04
PH657-40	-40	2.1/2	63.0	3.11	79.0	300	20	870	60	2.65
PH657-48	-48	3	76.0	3.58	91.0	300	20	870	60	3.08
PH657-56	-56	3.1/2	89.0	4.17	106.0	300	20	870	60	3.60
PH657-64	-64	4	102.0	4.72	120.0	300	20	870	60	4.87
PH657-80	-80	5	127.0	5.75	146.0	300	20	870	60	5.60
PH657-96	-96	6	152.0	6.69	170.0	300	20	870	60	7.00



Temperature Range: Continuous: -20°C to +80°C

PH 661 - MINE BLAST HANDLING HOSE - W.P. 20 BAR

Polyhose Proprietary Product

Construction

Inner tube Black colour, Conductive synthetic rubber abrasion resistance

Reinforcement Plies of synthetic textile cords with steel helix

Cover Black colour, Conductive Synthetic rubber resistant to abrasion, Ozone and fire resistance

Application Mandrel built heavy duty Suction & Discharge hose for handling explosive materials in Mining applications



2

Item Code	Dash Size	ID		OD		WP		BP		V	W
		inch	mm	inch	mm	psi	bar	psi	bar	bar	kg/m
PH661-32	-32	2	51.0	2.79	71.0	300	20	900	60	0.9	2.50
PH661-40	-40	2.1/2	63.0	3.27	83.0	300	20	900	60	0.9	3.00



Temperature Range: Continuous: -30°C to +80°C

PH 663 - AIR & WATER DISCHARGE HOSE FRAS - 20 BAR

Polyhose Proprietary Product

Construction

Inner tube Black colour, Conductive synthetic rubber resistant to air and water

Reinforcement Piles of synthetic textile cords

Cover Black colour, Conductive Synthetic rubber resistant to air and water

Application Hose designed for Air, water & stone dust delivery in underground mines



Item Code	Dash Size	ID		OD		WP		BP		W
		inch	mm	inch	mm	psi	bar	psi	bar	kg/m
PH663-16	-16	1	25.0	1.34	34.0	300	20	900	60	0.53
PH663-20	-20	1.1/4	32.0	1.65	42.0	300	20	900	60	0.84
PH663-24	-24	1.1/2	38.0	1.89	48.0	300	20	900	60	0.98
PH663-32	-32	2	51.0	2.44	62.0	300	20	900	60	1.10
PH663-40	-40	2.1/2	63.0	2.99	76.0	300	20	900	60	1.50
PH663-48	-48	3	76.0	3.50	89.0	300	20	900	60	1.72
PH663-56	-56	3.1/2	89.0	4.06	103.0	300	20	900	60	2.10
PH663-64	-64	4	102.0	4.57	116.0	300	20	900	60	2.40
PH663-80	-80	5	127.0	5.59	142.0	300	20	900	60	3.00
PH663-96	-96	6	152.0	6.57	167.0	300	20	900	60	5.00
PH663-128	128	8	203.0	8.62	219.0	300	20	900	60	7.20



Temperature Range: Continuous: -20°C to +85°C

PH 681 - SATURATED STEAM & HOT WATER HOSE

Polyhose Proprietary Product

Construction

Inner tube Black colour, EPDM rubber resistant to saturated steam

Reinforcement Plies of synthetic textile cords

Cover Red colour, EPDM resistant to ozone and weather

Application Saturated steam and hot water delivery



Item Code	Dash Size	ID		OD		WP		BP		W kg/m
		inch	mm	inch	mm	psi	bar	psi	bar	
PH681-08	-08	1/2	12.7	0.91	23.0	100	7	300	21	0.43
PH681-12	-12	3/4	19.0	1.22	31.0	100	7	300	21	0.60
PH681-16	-16	1	25.0	1.46	37.0	100	7	300	21	0.74
PH681-20	-20	1.1/4	32.0	1.81	46.0	100	7	300	21	1.10
PH681-24	-24	1.1/2	38.0	2.05	52.0	100	7	300	21	1.30
PH681-32	-32	2	51.0	2.64	67.0	100	7	300	21	1.80

Temperature Range: Continuous: -40°C to +165°C

PH 687 - GENERAL PURPOSE HOSE

Applicable standard: Polyhose Proprietary Product

Construction

Inner tube Black, Nitrile

Reinforcement Plies of synthetic textile cords

Cover Black colour EPDM rubber resistant to ozone, weather. Availbe on Blue, Yellow, Green colour on request

Application Low pressure multipurpose hose specially designed to deliver of fuel,water, air and nitrogen applications



Item Code	Dash Size	DN	ID		OD		WP		BP		W kg/m
			inch	mm	inch	mm	psi	bar	psi	bar	
PH687-12	-12	19	3/4"	19.0	1.14	29.0	300	20	900	60	0.70
PH687-16	-16	25	1"	25.4	1.42	36.0	300	20	900	60	1.10

Temperature Range: -30°C to +100°C

PH693 - FIRE SHIELD HOSE

Applicable standard: Polyhose Proprietary Product

Construction

Inner tube Black colour, Synthetic rubber resistant to oil and water

Reinforcement Plies of synthetic cords with steel helix

Cover Red Colour synthetic rubber with fire resistant layer, abrasion, oil, weather, heat & ozone

Application Fire Shield hose is used as flame preventer in the Hydraulic Control System with Operating Pressure 305 PSI. It meets fire test as per API 16D spec for 5 minutes at 700°C (tested for more than 10 minutes at 800° C) , operated under emergencies



Item Code	Dash Size	DN	ID		OD		WP		BP		BR/r		W kg/m
			inch	mm	inch	mm	psi	bar	psi	bar	inch	mm	
PH693-32	-32	51	2"	50.80	3.11	79.00	305	21	1500	104	15.75	400	4.47
PH693-48	-48	76	3"	76.00	4.21	107.00	305	21	1500	104	19.69	500	6.83
PH693-64	-64	102	4"	102.00	5.28	134.00	305	21	1500	104	23.62	600	9.16
PH693-96	-96	152	6"	152.00	7.24	184.00	305	21	1500	104	44.88	1140	13.75

Temperature Range: Continuous: -40°C to +121°C

PH148 - MEDIUM PRESSURE HYDRAULIC HOSE - R7

Applicable Standard: SAE 100 R7 / DIN EN ISO 3949



Construction

- Inner tube** Thermoplastic Elastomer
- Reinforcement** Single Braid of Synthetic Fiber
- Cover** Polyurethane, Black Colour, Pin pricked

Application Medium Pressure Hydraulic Lines 70 to 210 bar. Suitable for hydraulic application with increased resistance to abrasion for use with petroleum, synthetic or water based fluids in Hydraulic systems. Suitable for Agricultural machinery, Earthmoving, Articulating & Telescopic booms and Material handling equipment. Can be used for industrial gases and other applications

Other options
PH151 : Electrical non conductive application, Orange colour cover

Item Code	Dash Size	DN	ID		OD		WP		BP		BR/r		W
			inch	mm	inch	mm	psi	bar	psi	bar	inch	mm	g/m
PH148-02	-02	03	1/8	3.2	0.320	8.1	3,000	210	12,000	840	1.0	25	57.0
PH148-03	-03	05	3/16	4.8	0.405	10.3	3,000	210	12,000	840	1.0	25	80.0
PH148-04	-04	06	1/4	6.4	0.490	12.4	2,750	190	11,000	760	1.3	32	114.0
PH148-05	-05	08	5/16	8.0	0.560	14.2	2,500	175	10,000	700	1.8	45	142.0
PH148-06	-06	10	3/8	9.5	0.620	15.7	2,250	155	9,000	620	2.2	55	164.0
PH148-08	-08	12	1/2	12.7	0.760	19.3	2,050	140	8,200	560	3.0	77	229.0
PH148-10	-10	16	5/8	16.0	0.910	23.1	1,500	105	6,000	420	4.3	110	295.0
PH148-12	-12	20	3/4	19.0	1.040	26.4	1,300	90	5,200	360	5.5	140	356.0
PH148-16	-16	25	1	25.4	1.310	33.3	1,000	70	4,000	280	8.0	200	504.0
PH148-20	-20	32	1.1/4	31.8	1.654	42.0	1,000	70	4,000	280	12.0	300	737.0



Temperature Range: Continuous: -40°C to +100°C Temp. not to exceed +70°C for Air and Water based fluids

PH149 - HIGH PRESSURE HYDRAULIC HOSE - R8

Applicable Standard: SAE 100 R8 / DIN EN ISO 3949



Construction

- Inner tube** Thermoplastic Elastomer
- Reinforcement** One or more Braids of Aramid Fiber
- Cover** Polyurethane, Black Colour, Pin pricked

Application High Pressure Hydraulic Lines 100 to 420 bar compact, high pressure, light weight and low change in length. Suitable for hydraulic application with increased resistance to abrasion for use with petroleum, synthetic or water based fluids in Hydraulic systems. Suitable for Agricultural machinery, Earthmoving, Safety, Rescue and Material handling equipment. Can be used for industrial gases and other applications. Please consult manufacturer

Other options
PH152 : Electrical non conductive application, Orange colour cover

Item Code	Dash Size	DN	ID		OD		WP		BP		BR/r		W
			inch	mm	inch	mm	psi	bar	psi	bar	inch	mm	g/m
PH149-02	-02	03	1/8	3.2	0.320	8.1	6,000	420	24,000	1,680	1.0	25	57.0
PH149-03	-03	05	3/16	4.8	0.405	10.3	5,000	350	20,000	1,400	1.0	25	87.0
PH149-04	-04	06	1/4	6.4	0.490	12.4	5,000	350	20,000	1,400	1.3	32	118.0
PH149-05	-05	08	5/16	8.0	0.560	14.2	4,350	300	17,400	1,200	1.8	45	147.0
PH149-06	-06	10	3/8	9.5	0.620	15.7	4,000	280	16,000	1,120	2.2	55	170.0
PH149-08	-08	12	1/2	12.7	0.760	19.3	3,500	245	14,000	980	3.0	77	219.0
PH149-10	-10	16	5/8	16.0	0.910	23.1	2,900	200	11,600	800	4.3	110	295.0
PH149-12	-12	20	3/4	19.0	1.040	26.4	2,300	165	9,200	660	5.5	140	372.0
PH149-16	-16	25	1	25.4	1.310	33.3	2,000	140	8,000	560	8.0	200	511.0
PH149-20	-20	32	1.1/4	31.8	1.654	42.0	1,500	100	6,000	400	14.0	350	750.0



Temperature Range: Continuous: -40°C to +100°C Temp. not to exceed +70°C for Air and Water based fluids

PH353 - HIGH PRESSURE HYDRAULIC HOSE - R8 (2PB)

Applicable Standard: SAE 100 R8 / DIN EN ISO 3949



Construction

- Inner tube** Thermoplastic Elastomer
- Reinforcement** Double Braids of Synthetic Fiber
- Cover** Polyurethane, Black Colour, Pin pricked
- Application** High Pressure Hydraulic Lines 140 to 350 bar high pressure, light weight and low change in length. Suitable for hydraulic application with increased resistance to abrasion for use with petroleum, synthetic or water based fluids in Hydraulic systems. Suitable for Agricultural machinery, Earthmoving, Safety, Rescue and Material handling equipment. Can be used for industrial gases and other applications. Please consult manufacturer

Other options
PH337 : Electrical non conductive application, Orange colour cover

Item Code	Dash Size	DN	ID		OD		WP		BP		BR/r		W
			inch	mm	inch	mm	psi	bar	psi	bar	inch	mm	g/m
PH353-03	-03	05	3/16	4.8	0.490	12.4	5,000	350	20,000	1,400	1.6	40	136.0
PH353-04	-04	06	1/4	6.4	0.635	16.1	5,000	350	20,000	1,400	1.8	45	220.0
PH353-05	-05	08	5/16	8.0	0.660	16.8	4,250	290	17,000	1,160	2.2	55	232.0
PH353-06	-06	10	3/8	9.5	0.730	18.5	4,000	280	16,000	1,120	2.6	65	260.0
PH353-08	-08	12	1/2	12.7	0.890	22.6	3,500	245	14,000	980	3.0	77	356.0
PH353-10	-10	16	5/8	16.0	1.020	25.9	2,750	190	11,000	760	4.0	100	405.0
PH353-12	-12	20	3/4	19.0	1.140	29.0	2,250	155	9,000	620	5.5	140	476.0
PH353-16	-16	25	1	25.4	1.420	36.1	2,000	140	8,000	560	8.0	200	637.0



Temperature Range: Continuous: -40°C to +100°C Temp. not to exceed +70°C for Air and Water based fluids

PH194 -LOW TEMPERATURE - R18

Applicable Standard: Exceeds SAE 100 R18 / DIN EN ISO 3949



Construction

- Inner tube** Thermoplastic Elastomer
- Reinforcement** One or more Braids of Synthetic Fiber
- Cover** Special Polyester Elastomer, Black Colour, Pin pricked.
- Application** Constant Pressure Hydraulic Lines 210bar. Suitable for hydraulic application with low temperature requirements and abrasion resistance for use with petroleum, synthetic or water based fluids in hydraulic systems. Suitable for agricultural machinery, earthmoving, cold storage material handling equipment and systems. Can be used for industrial gases and other applications. Please consult manufacturer

Other options
PH195 : Electrical non conductive application, Orange colour cover

Item Code	Dash Size	DN	ID		OD		WP		BP		BR/r		W
			inch	mm	inch	mm	psi	bar	psi	bar	inch	mm	g/m
PH194-03	-03	05	3/16	4.8	0.405	10.3	3,000	210	12,000	840	1.2	30	80.0
PH194-04	-04	06	1/4	6.4	0.490	12.4	3,000	210	12,000	840	1.8	45	120.0
PH194-05	-05	08	5/16	8.0	0.560	14.2	3,000	210	12,000	840	2.0	50	153.0
PH194-06	-06	10	3/8	9.5	0.650	16.6	3,000	210	12,000	840	3.0	75	188.0
PH194-08	-08	12	1/2	12.7	0.890	22.5	3,000	210	12,000	840	3.5	90	298.0
PH194-10	-10	16	5/8	16.0	1.060	25.4	3,000	210	12,000	840	4.7	120	370.0
PH194-12	-12	20	3/4	19.0	1.170	29.7	3,000	210	12,000	840	6.0	150	435.0
PH194-16	-16	25	1	25.4	1.560	39.6	3,000	210	12,000	840	10.0	250	600.0



Temperature Range: Continuous: -55°C to +100°C Temp. not to exceed +70°C for Air and Water based fluids

PH348 - MEDIUM PRESSURE HYDRAULIC HOSE - 1WB

Applicable Standard: Polyhose Proprietary Product and Exceeds SAE / EN One wire braid hose specification

Construction

- Inner tube** Thermoplastic Elastomer
- Reinforcement** Single Braid of Steel Wire
- Cover** Polyurethane, Black Colour, Pin pricked (Optional)
- Application** Medium Pressure Hydraulic Lines 100 to 350 bar. Suitable for hydraulic application with increased resistance to abrasion for use with petroleum, synthetic or water based fluids in Hydraulic systems. Suitable for Agricultural machinery, Earthmoving, Articulating & Telescopic booms and Material handling equipment. Can be used for industrial gases and other applications. Please consult manufacturer. Compact Construction compared to conventional single steel wire braid rubber hoses



Note: Available Twin & Multi lines with different Hose combination and Size. Also special colours available on request

Item Code	Dash Size	DN	ID		OD		WP		BP		BR/r		W
			inch	mm	inch	mm	psi	bar	psi	bar	inch	mm	g/m
PH348-02	-02	03	1/8	3.2	0.280	7.1	5,000	350	20,000	1,400	1.0	25	84.0
PH348-03	-03	05	3/16	4.8	0.380	9.7	5,000	350	17,400	1,200	1.2	30	141.0
PH348-04	-04	06	1/4	6.4	0.460	11.7	4,350	300	15,600	1,100	1.6	40	182.0
PH348-05	-05	08	5/16	8.0	0.535	13.6	3,500	240	14,000	960	2.0	50	222.0
PH348-06	-06	10	3/8	9.5	0.600	15.2	3,265	225	12,800	880	2.4	60	263.0
PH348-08	-08	12	1/2	12.7	0.725	18.4	2,750	190	10,000	700	3.0	75	350.0
PH348-10	-10	16	5/8	16.0	0.875	22.2	2,175	150	8,000	560	4.3	110	461.0
PH348-12	-12	20	3/4	19.0	1.020	25.9	1,890	130	6,400	460	6.0	150	550.0
PH348-16	-16	25	1	25.4	1.275	32.4	1,525	105	5,800	400	9.1	230	692.0



Temperature Range: Continuous: -40°C to +100°C Temp. not to exceed +70°C for Air and Water based fluids

PH349 - HIGH PRESSURE HYDRAULIC HOSE - 2WB

Applicable Standard: Polyhose Proprietary Product and Exceeds SAE / EN two wire braid hose specification

Construction

- Inner tube** Thermoplastic Elastomer
- Reinforcement** Double Braids of Steel Wire
- Cover** Polyurethane, Black Colour, Pin pricked (Optional)
- Application** High Pressure Hydraulic Lines 150 to 450 bar compact, high pressure, light weight and low change in length. Suitable for hydraulic application with increased resistance to abrasion for use with petroleum, synthetic or water based fluids in Hydraulic systems. Suitable for Agricultural machinery, Earthmoving, Safety, Rescue and Material handling equipment. Can be used for industrial gases and other applications. Please consult manufacturer. Compact Construction compared to conventional double steel wire braid rubber hoses



Note: Available Twin & Multi lines with different Hose combination and Size. Also special colours available on request

Item Code	Dash Size	DN	ID		OD		WP		BP		BR/r		W
			inch	mm	inch	mm	psi	bar	psi	bar	inch	mm	g/m
PH349-03	-03	05	3/16	4.8	0.460	11.7	6,500	450	26,000	1,800	3.1	80	267.0
PH349-04	-04	06	1/4	6.4	0.540	13.7	6,250	430	25,000	1,720	4.0	100	318.0
PH349-05	-05	08	5/16	8.0	0.600	15.2	5,500	380	22,000	1,520	4.3	110	391.0
PH349-06	-06	10	3/8	9.5	0.690	17.5	4,800	330	19,200	1,320	5.0	127	473.0
PH349-08	-08	12	1/2	12.7	0.830	21.1	3,900	270	15,600	1,080	7.0	178	613.0
PH349-10	-10	16	5/8	16.0	0.975	24.8	3,625	250	12,000	840	8.0	203	818.0
PH349-12	-12	20	3/4	19.0	1.120	28.4	3,120	215	10,000	700	10.0	250	934.0
PH349-16	-16	25	1	25.4	1.360	34.5	2,400	165	8,800	600	12.0	305	1114.0



Temperature Range: Continuous: -40°C to +100°C Temp. not to exceed +70°C for Air and Water based fluids

PH358 - R7 COMPACT HOSE

Polyhose Proprietary Product

Construction

- Inner tube** Thermoplastic elastomer
- Reinforcement** One or more Braids of Synthetic Fiber
- Cover** Polyurethane, Black Colour, Pin pricked

Application Medium Pressure Hydraulic Lines 230 bar. Suitable for hydraulic application with increased resistance to abrasion for use with petroleum, synthetic or water based fluids in Hydraulic systems. Suitable for Agricultural machinery, Earthmoving, Articulating & Telescopic booms and Material handling equipment



Note: Available Twin & Multi lines with different Hose combination and size. Also special colours available on request

Item Code	Dash Size	DN	ID		OD		WP		BP		BR/r		W
			inch	mm	inch	mm	psi	bar	psi	bar	inch	mm	g/m
PH358-03	-03	05	3/16	4.8	0.394	10	3,335	230	11,600	800	45	1.8	88.0
PH358-04	-04	06	1/4	6.4	0.454	11.5	3,335	230	11,600	800	50	2.0	92.0
PH358-05	-05	08	5/16	8.0	0.560	14.2	3,335	230	11,600	800	60	2.4	135.0
PH358-06	-06	10	3/8	9.5	0.630	16.0	3,335	230	11,600	800	80	3.1	150
PH358-08	-08	12	1/2	12.7	0.855	21.7	2,900	200	11,600	800	100	3.9	280



Temperature Range: Continuous: -40°C to +100°C Temp. not to exceed +70°C for Air and Water based fluids

PH761 - HYBRID HOSE - 1W

Applicable Standard: Polyhose Proprietary Product and Exceeds SAE / EN One wire braid hose specification

Construction

- Inner tube** Thermoplastic Elastomer
- Reinforcement** Single Braid of Steel Wire
- Cover** Synthetic Rubber, Black Colour

Application Medium Pressure Hydraulic Lines 88 to 225 bar. For use with petroleum, synthetic or water based fluids in Hydraulic systems. Suitable for Agricultural machinery, Earthmoving, material handling equipment and machineries / systems



Item Code	Dash Size	DN	ID		OD		WP		BP		BR/r		W
			inch	mm	inch	mm	psi	bar	psi	bar	inch	mm	g/m
PH761-04	-04	06	1/4	6.4	0.500	12.7	3,260	225	13,100	900	2.0	50	197.0
PH761-06	-06	10	3/8	9.5	0.660	16.8	2,610	180	10,500	720	2.5	64	281.0
PH761-08	-08	12	1/2	12.7	0.770	19.6	2,320	160	9,300	640	3.5	90	367.0
PH761-12	-12	20	3/4	19.0	1.050	26.7	1,520	105	6,100	420	5.0	125	579.0
PH761-16	-16	25	1	25.4	1.250	31.8	1,270	88	5,100	352	10.0	250	720.0



Temperature Range: Continuous: -40°C to +100°C Temp. not to exceed +70°C for Air and Water based fluids

PH762 - HYBRID HOSE - 2W

Applicable Standard: Polyhose Proprietary Product and Exceeds SAE / EN two wire braid hose specification

Construction

- Inner tube** Thermoplastic Elastomer
- Reinforcement** Two Braids of Steel Wire
- Cover** Synthetic Rubber, Black Colour

Application High Pressure Hydraulic Lines 165 to 400 bar. For use with petroleum, synthetic or water based fluids in Hydraulic systems. Suitable for Agricultural machinery, Earthmoving, material handling equipment and machineries / systems.



Item Code	Dash Size	DN	ID		OD		WP		BP		BR/r		W
			inch	mm	inch	mm	psi	bar	psi	bar	inch	mm	g/m
PH762-04	-04	06	1/4	6.4	0.570	14.5	5,800	400	23,200	1,600	2.0	50	366.0
PH762-06	-06	10	3/8	9.5	0.680	17.3	4,780	330	19,200	1,320	2.5	64	527.0
PH762-08	-08	12	1/2	12.7	0.820	20.8	4,000	275	16,000	1,104	3.5	90	660.0
PH762-10	-10	16	5/8	16.0	0.970	24.6	3,620	250	14,500	1,000	4.0	100	876.0
PH762-12	-12	20	3/4	19.0	1.100	27.9	3,110	215	12,440	860	4.8	120	1006.0
PH762-16	-16	25	1	25.4	1.450	36.8	2,390	165	9,600	660	6.0	150	1192.0



Temperature Range: Continuous: -40°C to +100°C Temp. not to exceed +70°C for Air and Water based fluids

PH301 - SEWER JET - 2500 PSI

Polyhose Proprietary Product



Construction

Inner tube Thermoplastic Elastomer

Reinforcement One or more Braids of Synthetic Fiber

Cover Polyurethane, Orange Colour

Application Standard Sewer cleaning vehicles and cleaning equipments. Special construction for optimum cut and wear resistance with bonded tube and cover. Available in long lengths with a special cover resistant to microbiological degradation light weight compared to conventional rubber alternatives and increased lifetime

Note: Special colours available on request

Item Code	Dash Size	DN	ID		OD		WP		BP		BR/r		W
			inch	mm	inch	mm	psi	bar	psi	bar	inch	mm	g/m
PH301-03	-03	05	3/16	4.8	0.413	10.5	2,500	175	6,250	438	1.6	40	83.0
PH301-04	-04	06	1/4	6.4	0.505	12.8	2,500	175	6,250	438	1.6	40	118.0
PH301-06	-06	10	3/8	9.5	0.640	16.3	2,500	175	6,250	438	2.4	60	167.0
PH301-08	-08	12	1/2	12.7	0.810	20.6	2,500	175	6,250	438	4.0	100	248.0
PH301-10	-10	16	5/8	16.0	1.030	26.2	2,500	175	6,250	438	4.3	110	417.0
PH301-12	-12	20	3/4	19.0	1.150	29.2	2,500	175	6,250	438	5.0	125	496.0
PH301-16	-16	25	1	25.4	1.450	36.8	2,500	175	6,250	438	6.3	160	714.0
PH301-20	-20	32	1.1/4	31.8	1.800	45.7	2,500	175	6,250	438	10.0	250	1106.0



Temperature Range: Continuous: -40°C to +60°C

4

PH302 - SEWER JET - 3000 PSI

Polyhose Proprietary Product



Construction

Inner tube Thermoplastic Elastomer

Reinforcement One or more Braids of Synthetic Fiber

Cover Polyurethane, Blue Colour

Application Standard Sewer cleaning vehicles and cleaning equipments. Heavy duty construction for optimum cut and wear resistance with bonded tube and cover. Available in long lengths with a special cover, resistant to microbiological degradation light weight compared to conventional rubber alternatives and increased lifetime

Note: Special colours available on request


Item Code	Dash Size	DN	ID		OD		WP		BP		BR/r		W
			inch	mm	inch	mm	psi	bar	psi	bar	inch	mm	g/m
PH302-02	-02	03	1/8	3.2	0.335	8.5	3,000	210	7,500	525	1.2	30	57.0
PH302-03	-03	05	3/16	4.8	0.413	10.5	3,000	210	7,500	525	1.4	35	83.0
PH302-04	-04	06	1/4	6.4	0.505	12.8	3,000	210	7,500	525	1.6	40	117.0
PH302-06	-06	10	3/8	9.5	0.640	16.3	3,000	210	7,500	525	3.0	75	170.0
PH302-08	-08	12	1/2	12.7	0.880	22.4	3,000	210	7,500	525	4.0	100	318.0
PH302-10	-10	16	5/8	16.0	1.030	26.2	3,000	210	7,500	525	4.3	110	430.0
PH302-12	-12	20	3/4	19.0	1.150	29.2	3,000	210	7,500	525	4.9	125	496.0
PH302-16	-16	25	1	25.4	1.470	37.3	3,000	210	7,500	525	6.3	160	759.0
PH302-20	-20	32	1.1/4	31.8	1.830	46.5	3,000	210	7,500	525	9.8	250	1159.0



Temperature Range: Continuous: -40°C to +60°C

PH303 - SEWER JET - 3600 PSI

Polyhose Proprietary Product



Construction

- Inner tube** Thermoplastic Elastomer
- Reinforcement** Two or more Braids of Synthetic Fiber
- Cover** Polyurethane, Green Colour

Application Compact Sewer cleaning vehicles and lateral sewer line equipments. Heavy duty construction for optimum cut and wear resistance with bonded tube and cover. Available in long lengths with a special cover, resistant to microbiological degradation. High pressure performance and flexible hose for cleaning smaller sized sewer ducts

Note: Special colours available on request


Item Code	Dash Size	DN	ID		OD		WP		BP		BR/r		W
			inch	mm	inch	mm	psi	bar	psi	bar	inch	mm	g/m
PH303-03	-03	05	3/16	4.8	0.413	10.5	4,000	280	12,000	840	1.6	40	94.0
PH303-04	-04	06	1/4	6.4	0.510	13.0	4,000	280	12,000	840	1.6	40	124.0
PH303-06	-06	10	3/8	9.5	0.690	17.5	4,000	280	12,000	840	3.0	75	217.0
PH303-08	-08	12	1/2	12.7	0.880	22.4	4,000	280	10,000	690	4.0	100	316.0
PH303-12	-12	20	3/4	19.0	1.180	30.0	3,600	250	9,000	625	5.0	125	521.0
PH303-16	-16	25	1	25.4	1.500	38.1	3,600	250	9,000	625	6.3	160	811.0



Temperature Range: Continuous: -40°C to +60°C

PH304 - SEWER JET - 4000 PSI

Polyhose Proprietary Product



Construction

- Inner tube** Thermoplastic Elastomer
- Reinforcement** One or more Braids of Aramid Fiber and one braid of synthetic fiber
- Cover** Polyurethane, Green Colour

Application Particularly suitable for use with compact vehicles and lateral sewer line cleaning equipment. High pressure capability combined with high safety factor, flexibility and small profile. Abrasion and cut resistant cover designed for long life. Ideal for use in small pipes and ducts. Bonded construction to resist kinking. Available in long lengths

Note: Special colours available on request

Item Code	Dash Size	DN	ID		OD		WP		BP		BR/r		W
			inch	mm	inch	mm	psi	bar	psi	bar	inch	mm	g/m
PH304-04	-04	06	1/4	6.4	0.510	13.0	5,000	345	20,000	1,380	1.6	40	129.0
PH304-06	-06	10	3/8	9.5	0.640	16.2	4,000	280	16,240	1,120	2.4	60	158.0
PH304-08	-08	12	1/2	12.7	0.805	20.4	4,000	280	16,240	1,120	4.0	100	256.0
PH304-10	-10	16	5/8	16.0	0.970	24.6	4,000	280	16,240	1,120	4.5	115	356.0
PH304-12	-12	20	3/4	19.0	1.150	29.2	4,000	280	12,000	840	5.0	125	514.0
PH304-16	-16	25	1	25.4	1.450	36.8	4,000	280	10,000	690	6.3	160	734.0
PH304-20	-20	32	1.1/4	31.8	1.800	45.7	3,600	250	9,000	625	10.0	250	1136.0



Temperature Range: Continuous: -40°C to +60°C

PH305 - SEWER JET - 2800 PSI

Polyhose Proprietary Product



Construction

Inner tube Thermoplastic Elastomer

Reinforcement One Braid of Synthetic Fiber and one special braid of synthetic fiber armoring

Cover Polyurethane, Yellow Colour

Application Ideal for those tough jobs with tight bends. Abrasion and cut resistant cover. Bonded construction to resist kinking. Design includes "armoring", enhancing flexibility and wear life. Cover material specially compounded to resist microbiological degradation. Available in long lengths

Note: Special colours available on request

Item Code	Dash Size	DN	ID		OD		WP		BP		BR/r		W
			inch	mm	inch	mm	psi	bar	psi	bar	inch	mm	g/m
PH305-08	-08	12	1/2	12.7	0.805	20.4	2,800	190	6,900	475	4.0	100	277.0
PH305-12	-12	20	3/4	19.0	1.160	29.5	2,800	190	6,900	475	4.7	120	495.0
PH305-16	-16	25	1	25.4	1.460	37.1	2,800	190	6,900	475	6.0	150	717.0



Temperature Range: Continuous: -40°C to +60°C

4

PH306 - SEWER JET - 3000 PSI

Polyhose Proprietary Product



Construction

Inner tube Thermoplastic Elastomer

Reinforcement One or more braids of Synthetic Fiber and one special braid of synthetic fiber armoring

Cover Polyurethane, Blue Colour

Application Ideal for those tough jobs with tight bends. Abrasion and cut resistant cover. Bonded construction to resist kinking. Design includes "armoring", enhancing flexibility and wear life. Cover material specially compounded to resist microbiological degradation. Available in long lengths

Note: Special colours available on request

Item Code	Dash Size	DN	ID		OD		WP		BP		BR/r		W
			inch	mm	inch	mm	psi	bar	psi	bar	inch	mm	g/m
PH306-12	-12	20	3/4	19.0	1.160	29.5	3,000	210	7,500	525	4.7	120	495.0
PH306-16	-16	25	1	25.4	1.480	37.6	3,000	210	7,500	525	6.3	160	752.0



Temperature Range: Continuous: -40°C to +60°C

PH307 - SEWER JET - 3600 PSI

Polyhose Proprietary Product



Construction

Inner tube Thermoplastic Elastomer

Reinforcement Two Braids of Synthetic Fiber and one special braid of synthetic fiber armoring

Cover Polyurethane, Blue Colour

Application Ideal for those tough jobs with tight bends. Abrasion and cut resistant cover. Bonded construction to resist kinking. Design includes "armoring", enhancing flexibility and wear life. Cover material specially compounded to resist microbiological degradation. Available in long lengths

Note: Special colours available on request

Item Code	Dash Size	DN	ID		OD		WP		BP		BR/r		W
			inch	mm	inch	mm	psi	bar	psi	bar	inch	mm	g/m
PH307-10	-10	16	5/8	16.0	1.060	26.9	3,600	250	9,000	625	4.5	115	420.0
PH307-12	-12	20	3/4	19.0	1.180	30.0	3,600	250	9,000	625	5.0	125	510.0



Temperature Range: Continuous: -40°C to +60°C

PH308 - SEWER JET - 3600 / 4000 PSI

Polyhose Proprietary Product



Construction

Inner tube Special Polyurethane

Reinforcement One or more braids of Aramid Fiber and one special braid of synthetic fiber armoring

Cover Polyurethane, Red Colour

Application Extreme flexibility at low temperature owing to special inner tube material and light weight reinforcement. Bonded construction to resist kinking. Resists cuts, abrasion and microbiological degradation. Available in long lengths

Note: Special colours available on request

Item Code	Dash Size	DN	ID		OD		WP		BP		BR/r		W
			inch	mm	inch	mm	psi	bar	psi	bar	inch	mm	g/m
PH308-08	-08	12	1/2	12.7	0.810	20.6	4,000	275	16,000	1,100	3.1	80	260.0
PH308-12	-12	20	3/4	19.0	1.150	29.2	3,600	250	9,000	625	4.5	115	435.0
PH308-16	-16	25	1	25.4	1.440	36.6	3,600	250	9,000	625	5.3	135	700.0
PH308-20	-20	32	1.1/4	31.8	1.800	45.7	3,600	250	9,000	625	8.3	210	975.0



Temperature Range: Continuous: -40°C to +60°C

PH342 - PAINT SPRAY - 1W

Polyhose Proprietary Product



Construction

Inner tube Polyamide

Reinforcement Single braid of steel wire

Cover Polyurethane, Blue Colour, Pin pricking (Optional)

Application Airless paint spray systems for 100 to 350 bar. Suitable for applications requiring chemical resistance to solvents and aggressive fluids. Due to low permeation value of polyamide, the hose is also suitable for industrial gases

Note: Available Twin & Multi lines with different Hose combination and Size; WP at 1:2.5 ratio also available

Item Code	Dash Size	DN	ID		OD		WP		BP		BR/r		W
			inch	mm	inch	mm	psi	bar	psi	bar	inch	mm	g/m
PH342-03	-03	05	3/16	4.8	0.380	9.7	5,000	350	20,000	1,400	1.2	30	138
PH342-04	-04	06	1/4	6.4	0.460	11.7	4,650	320	18,600	1,280	1.6	40	180
PH342-05	-05	08	5/16	8.0	0.535	13.6	4,000	275	16,000	1,100	2.0	50	220
PH342-06	-06	10	3/8	9.5	0.600	15.2	3,600	250	14,400	1,000	2.4	60	257
PH342-08	-08	12	1/2	12.7	0.725	18.4	2,750	190	11,000	760	3.0	75	337
PH342-10	-10	16	5/8	16.0	0.875	22.2	2,300	160	9,200	640	4.3	110	450
PH342-12	-12	20	3/4	19.0	1.010	25.7	1,750	120	7,000	480	6.0	150	531
PH342-16	-16	25	1	25.4	1.275	32.4	1,450	100	5,800	400	9.1	230	660



Temperature Range: Continuous: -40°C to +100°C Temp. not to exceed +70°C for Air and Water based fluids

4

PH343 - PAINT SPRAY - 2W

Polyhose Proprietary Product



Construction

Inner tube Polyamide

Reinforcement Double braids of steel wire

Cover Polyurethane, Blue Colour, pin pricking (Optional)

Application High pressure airless paint spray systems for 150 to 450 bar. Suitable for applications requiring chemical resistance to solvents and aggressive fluids. Due to low permeation value of polyamide, the hose is also suitable for industrial gases

Note: Available Twin & Multi lines with different Hose combination and Size

Item Code	Dash Size	DN	ID		OD		WP		BP		BR/r		W
			inch	mm	inch	mm	psi	bar	psi	bar	inch	mm	g/m
PH343-04	-04	06	1/4	6.4	0.540	13.7	6,500	450	26,000	1,800	4.0	100	336
PH343-05	-05	08	5/16	8.0	0.600	15.2	5,800	400	23,200	1,600	4.3	110	388
PH343-06	-06	10	3/8	9.5	0.690	17.5	5,500	380	22,000	1,520	5.0	127	483
PH343-08	-08	12	1/2	12.7	0.830	21.1	4,350	300	17,400	1,200	7.0	178	605
PH343-10	-10	16	5/8	16.0	0.975	24.8	3,000	210	12,000	840	8.0	203	803
PH343-12	-12	20	3/4	19.0	1.125	28.6	2,300	160	9,200	640	10.0	250	922
PH343-16	-16	25	1	25.4	1.360	34.5	2,175	150	8,700	600	12.0	305	1092



Temperature Range: Continuous: -40°C to +100°C Temp. not to exceed +70°C for Air and Water based fluids

PH 344 / PH 345 - HIGH PRESSURE PAINT SPRAY

Polyhose Proprietary Product

Construction

Inner tube Polyamide

Reinforcement One or more braids of Synthetic Fiber with anti-static polymeric layer

Cover Polyurethane, Blue Colour

Application Airless paint spray systems for 228 to 360 bar. Suitable for applications requiring chemical resistance to solvents and aggressive fluids. Specially suitable for pulsating electric piston pumps



**Note: Factory made hose assemblies of PH344-4 available with UL mark. Approval can be seen @www.ul.com;
Special colours available on request**

Item Code	Dash Size	DN	ID		OD		WP		BP		BR/r		W
			inch	mm	inch	mm	psi	bar	psi	bar	inch	mm	g/m
PH344-03	-03	05	3/16	4.8	0.413	10.5	3,500	240	14,000	960	3.5	88	95
PH344-04	-04	06	1/4	6.4	0.520	13.2	3,300	228	13,200	912	4.0	100	131
PH344-06	-06	10	3/8	9.5	0.690	17.5	3,300	228	13,200	912	5.0	125	241
PH344-08	-08	12	1/2	12.7	0.890	22.6	3,300	228	13,200	912	7.0	175	351
PH345-03	-03	05	3/16	4.8	0.435	11.0	5,200	360	15,600	1,080	3.5	88	110
PH345-04	-04	06	1/4	6.4	0.520	13.2	5,200	360	15,600	1,080	4.1	104	145
PH345-06	-06	10	3/8	9.5	0.730	18.5	3,600	250	14,400	1,000	5.1	130	270



Temperature Range: Continuous: -40°C to +100°C Temp. not to exceed +70°C for Air and Water based fluids

PH346 - VERY HIGH PRESSURE PAINT SPRAY

Polyhose Proprietary Product

Construction

Inner tube Polyamide

Reinforcement One or more braids of aramid fiber with anti-static polymeric layer

Cover Polyurethane, Blue Colour, pin pricked

Application High pressure Airless paint spray systems for 245 to 350 bar. Suitable for applications requiring chemical resistance to solvents and aggressive fluids



Note: Special colours available on request

Item Code	Dash Size	DN	ID		OD		WP		BP		BR/r		W
			inch	mm	inch	mm	psi	bar	psi	bar	inch	mm	g/m
PH346-03	-03	05	3/16	4.8	0.413	10.5	5,000	350	20,000	1,400	2.0	50	95.0
PH346-04	-04	06	1/4	6.4	0.490	12.4	5,000	350	20,000	1,400	3.0	75	125.0
PH346-06	-06	10	3/8	9.5	0.630	16.0	4,350	300	17,400	1,200	4.0	100	194.0
PH346-08	-08	12	1/2	12.7	0.760	19.3	3,500	245	14,000	980	4.7	120	250.0



Temperature Range: Continuous: -40°C to +100°C Temp. not to exceed +70°C for Air and Water based fluids

PH347 - SUPER HIGH PRESSURE PAINT SPRAY

Polyhose Proprietary Product



Construction

Inner tube Polyamide

Reinforcement One or more Braids of Aramid fiber with single braid of steel wire

Cover Polyurethane, Blue Colour

Application Very high pressure Airless paint spray systems for 300 to 700 bar. Suitable for applications requiring chemical resistance to solvents and aggressive fluids

Note: Special colours available on request

Item Code	Dash Size	DN	ID		OD		WP		BP		BR/r		W g/m
			inch	mm	inch	mm	psi	bar	psi	bar	inch	mm	
PH347-04	-04	06	1/4	6.4	0.540	13.7	10,000	700	40,000	2,800	2.8	70	240
PH347-06	-06	10	3/8	9.5	0.740	18.8	10,000	700	40,000	2,800	4.0	100	381
PH347-08	-08	12	1/2	12.7	0.880	22.4	7,500	520	30,000	2,080	7.1	180	510
PH347-12	-12	20	3/4	19.0	1.150	29.2	5,000	345	20,000	1,380	7.5	191	760
PH347-16	-16	25	1	25.4	1.440	36.6	4,350	300	17,400	1,200	10.0	254	1405



Temperature Range: Continuous: -40°C to +100°C Temp. not to exceed +70°C for Air and Water based fluids

4

PH341 - PAINT & AGGRESSIVE CHEMICAL SPRAY - 1W

Polyhose Proprietary Product



Construction

Inner tube PTFE (Polytetrafluoroethylene)

Reinforcement Single Braid of steel wire

Cover Polyurethane, Blue Colour, Pin pricked

Application Airless paint spray systems for 200 to 350 bar. Suitable for applications requiring chemical resistance to solvents and aggressive fluids. Specially suitable for moisture cure adhesives and two components chemicals transfer

Note: Special colours available on request

Item Code	Dash Size	DN	ID		OD		WP		BP		BR/r		W g/m
			inch	mm	inch	mm	psi	bar	psi	bar	inch	mm	
PH341-03	-03	05	3/16	4.8	0.380	9.7	5,000	350	20,000	1,400	1.2	30	138
PH341-04	-04	06	1/4	6.4	0.460	11.7	4,650	320	18,600	1,280	1.6	40	180
PH341-05	-05	08	5/16	8.0	0.535	13.6	4,000	275	16,000	1,100	2.0	50	220
PH341-06	-06	10	3/8	9.5	0.595	15.1	3,600	250	14,400	1,000	2.4	60	257
PH341-08	-08	12	1/2	12.7	0.725	18.4	2,900	200	11,600	800	3.0	75	337



Temperature Range: Continuous: -40°C to +100°C Temp. not to exceed +70°C for Air and Water based fluids

PH340 - PAINT & AGGRESSIVE CHEMICAL SPRAY - 2W

Applicable Standard: Polyhose proprietary product and exceeds SAE/EN two wire braid hose specifications



Construction

- Inner tube** PTFE (Polytetrafluoroethylene)
- Reinforcement** Double steel wire Braids
- Cover** Polyurethane, Black Colour, Pin pricked (Optional)

Application

High Pressure Hydraulic Lines 150 to 450 bar, Compact, high pressure, Light weight and low change in length. Suitable for hydraulic application with increased resistance to abrasion for use with petroleum, synthetic or water based fluids in Hydraulic systems. Suitable for Agricultural machinery, Earthmoving, safety, rescue and material handling equipment. Can be used for industrial gases and other applications. Please consult manufacturer. Compact construction compared to conventional double steel wire braid rubber hoses

Note: Special colours available on request

Item Code	Dash Size	DN	ID		OD		WP		BP		BR/r		W
			inch	mm	inch	mm	psi	bar	psi	bar	inch	mm	g/m
PH340-04	-04	06	1/4	6.4	0.520	13.2	5,000	350	20,000	1,400	4.0	100	336
PH340-06	-06	10	3/8	9.5	0.675	17.1	5,000	350	20,000	1,400	5.0	127	483
PH340-08	-08	12	1/2	12.7	0.830	21.1	5,000	350	20,000	1,400	7.0	178	605
PH340-12	-12	20	3/4	19.0	1.150	29.2	2,900	200	11,600	800	10.0	250	922



Temperature Range: Continuous: -40°C to +100°C Temp. not to exceed +70°C for Air and Water based fluids

PH721 / PH722 - FLUOROPOLYMER - LOW PRESSURE CONDUCTIVE / NON - CONDUCTIVE

Polyhose Proprietary Product



Construction

- Inner tube** FEP (Fluorinated ethylene propylene)
- Reinforcement** Single braid of synthetic fiber
- Cover** Polyurethane, Transparent

Application

Conventional paint Spraying, Low pressure paint circulation and supply, Low pressure electrostatic lacquer system, Low pressure chemical product supply systems

Item Code	Dash Size	DN	ID		OD		WP		BP		BR/r		W
			inch	mm	inch	mm	psi	bar	psi	bar	inch	mm	g/m
PH721 / PH722-04	-04	06	1/4	6.4	0.472	12.0	290	20	1,160	80	3.5	90	117
PH721 / PH722-06	-06	10	3/8	9.5	0.600	15.2	220	15	880	60	5.1	130	175
PH721 / PH722-08	-08	12	1/2	12.7	0.827	21.0	145	10	580	40	7.1	180	275



Temperature Range: Continuous: -40°C to +95°C Temp. not to exceed +70°C for Air and Water based fluids

PH727 / PH728 - LOW PRESSURE CONDUCTIVE / NON - CONDUCTIVE

Polyhose Proprietary Product



Construction

- Inner tube** Polyamide
- Reinforcement** Single braid of synthetic fiber
- Cover** Polyurethane, Black
- Application** Conventional paint Spraying, Low pressure paint circulation and supply, Low pressure electrostatic lacquer system, Low pressure chemical product supply systems

Item Code	Dash Size	DN	ID		OD		WP		BP		BR/r		W
			inch	mm	inch	mm	psi	bar	psi	bar	inch	mm	g/m
PH727 / PH728-04	-04	06	1/4	6.4	0.472	12.0	290	20	1,170	80	1.0	25	113
PH727 / PH728-05	-05	08	5/16	8.0	0.550	14.0	250	17	1,015	70	1.2	30	140
PH727 / PH728-06	-06	10	3/8	9.5	0.605	15.4	220	15	880	60	1.4	35	156
PH727 / PH728-08	-08	12	1/2	12.7	0.755	19.2	175	12	730	50	1.8	45	200



Temperature Range: Continuous: -40°C to +95°C Temp. not to exceed +70°C for Air and Water based fluids

4

PH729 / PH730 - LOW PRESSURE CONDUCTIVE / NON - CONDUCTIVE

Polyhose Proprietary Product



Construction

- Inner tube** Polyamide
- Reinforcement** Single braid of synthetic fiber
- Cover** Polyurethane, Transparent
- Application** Conventional paint Spraying, Low pressure paint circulation and supply, Low pressure electrostatic lacquer system, Low pressure chemical product supply systems

Item Code	Dash Size	DN	ID		OD		WP		BP		BR/r		W
			inch	mm	inch	mm	psi	bar	psi	bar	inch	mm	g/m
PH729 / PH730-04	-04	06	1/4	6.4	0.413	10.5	290	20	1,170	80	1.0	25	72
PH729 / PH730-05	-05	08	5/16	8.0	0.472	12.0	250	17	1,015	70	1.2	30	85
PH729 / PH730-06	-06	10	3/8	9.5	0.555	14.1	220	15	880	60	1.4	35	113



Temperature Range: Continuous: -40°C to +95°C Temp. not to exceed +70°C for Air and Water based fluids

PH350 / PH351 - VERY HIGH PRESSURE JACK HOSE

Polyhose Proprietary Product



Construction

Inner tube Thermoplastic Elastomer

Reinforcement PH350 - Double braids of steel wire. PH351 - One or more braids of aramid fiber with one braid of steel wire.

Cover Polyurethane, Red Orange Colour

Application Very High Pressure hydraulic lines 300 to 700 bar compact, high pressure, light weight, high abrasion resistance and low change in length for use with petroleum, synthetic or water based fluid in hydraulic systems. Mainly used for rescue, safety equipment, bolt tensioning tools and jacking & re-railing equipment also, suitable for earthmoving and material handling equipment.

Note: Available Twin & Multi lines with different Hose combination and size. Also special colours available on request


Item Code	Dash Size	DN	ID		OD		WP		BP		BR/r		W
			inch	mm	inch	mm	psi	bar	psi	bar	inch	mm	g/m
PH350-04	-04	06	1/4	6.4	0.555	14.1	10,000	700	25,000	1,750	4.0	100	356
PH350-06	-06	10	3/8	9.5	0.690	17.5	10,000	700	21,750	1,500	6.0	150	513
PH350-08	-08	12	1/2	12.7	0.830	21.1	7,250	500	18,125	1,250	8.0	200	678
PH351-03	-03	05	3/16	4.8	0.460	11.7	10,000	700	40,000	2,800	2.0	50	170
PH351-04	-04	06	1/4	6.4	0.540	13.7	10,000	700	40,000	2,800	2.8	70	242
PH351-06	-06	10	3/8	9.5	0.740	18.8	10,000	700	40,000	2,800	4.0	100	387
PH351-08	-08	12	1/2	12.7	0.875	22.2	10,000	700	30,000	2,080	7.0	180	514
PH351-12	-12	20	3/4	19.0	1.150	29.2	5,000	350	20,000	1,400	7.5	191	753
PH351-16	-16	25	1	25.4	1.440	36.6	4,350	300	17,400	1,200	10.0	254	961



Temperature Range: Continuous: -40°C to +100°C Temp. not to exceed +70°C for Air and Water based fluids

PH352 - VERY HIGH PRESSURE JACK HOSE - NON CONDUCTIVE

Polyhose Proprietary Product



Construction

Inner tube Thermoplastic Elastomer

Reinforcement Two or more braids of aramid fiber

Cover Polyurethane, Orange Colour

Application Non conductive Hydraulic Lines 700 bar, Compact, high pressure, light weight, high abrasion resistance and low change in length for use with petroleum, synthetic or water based fluids in Hydraulic systems. Mainly used for rescue, safety equipment, bolt tensioning tools and jacking & re-railing equipment. Mainly used in applications requiring High electrical insulation or non-conductivity

Note: Available Twin & Multi lines with different Hose combination and size

Item Code	Dash Size	DN	ID		OD		WP		BP		BR/r		W
			inch	mm	inch	mm	psi	bar	psi	bar	inch	mm	g/m
PH352-02	-02	02	1/8	3.2	0.358	9.1	10,000	700	40,000	2,800	1.0	25	76
PH352-40	—	—	5/32	4.0	0.375	9.6	10,000	700	40,000	2,800	1.1	27	80
PH352-04	-04	06	1/4	6.4	0.590	15.0	10,000	700	40,000	2,800	1.4	35	195
PH352-06	-06	10	3/8	9.5	0.735	18.7	10,000	700	40,000	2,800	2.2	55	275
PH352-08	-08	12	1/2	12.7	0.920	23.4	8,000	550	32,000	2,200	4.3	110	310



Temperature Range: Continuous: -40°C to +100°C Temp. not to exceed +70°C for Air and Water based fluids

PH751 - COMPACT JACK HOSE

Polyhose Proprietary Product

Construction

Inner tube Thermoplastic Elastomer

Reinforcement One or more Braids of Aramid Fiber with one braid of steel wire

Cover Polyurethane, Black Colour

Application Very High Pressure Hydraulic Lines 1034 bar, Compact, high pressure, Light weight, high abrasion resistance and low change in length for use with petroleum, synthetic or water based fluids in Hydraulic systems mainly used for Rescue & Safety equipment, torque and tension tools, jacking and re-railing equipments, high pressure pump. Also, suitable for earthmoving and material handling equipment.



Note: Special colours available on request

Item Code	Dash Size	DN	ID		OD		WP		BP		BR/r		W
			inch	mm	inch	mm	psi	bar	psi	bar	inch	mm	g/m
PH751-04	-04	06	1/4	6.4	0.570	14.5	15,000	1,034	43,500	3,000	1.5	38	272
PH751-06	-06	10	3/8	9.5	0.775	19.7	15,000	1,034	43,500	3,000	4.0	100	447
PH751-08	-08	12	1/2	12.7	0.950	24.1	15,000	1,034	36,250	2,500	7.1	180	584



Temperature Range: Continuous: -30°C to +70°C Temp. not to exceed +70°C for Air and Water based fluids

THERMOPLASTIC - INDUSTRIAL- AIR BREATHING HOSE

4

PH395 - AIR BREATHING HOSE - 6000PSI

Polyhose Proprietary Product

Construction

Inner tube Nylon

Reinforcement One or more Braids of Aramid Fiber

Cover Polyurethane, Black Colour, Pin pricked

Application Air Compressors, Mobile and stationary units used for breathing air cylinders, Cascade Systems



Note: Special colours available on request

Item Code	Dash Size	DN	ID		OD		WP		BP		BR/r		W
			inch	mm	inch	mm	psi	bar	psi	bar	inch	mm	g/m
PH395-03	-03	05	3/16	4.8	0.375	9.5	6,000	415	24,000	1,660	1.2	30	67
PH395-04	-04	06	1/4	6.4	0.488	12.4	6,000	415	24,000	1,660	2.0	50	118



Temperature Range: Continuous: -40°C to +80°C

PH396 - AIR BREATHING HOSE - 7000PSI

Polyhose Proprietary Product

Construction

Inner tube Nylon

Reinforcement One or more Braids of Aramid Fiber

Cover Polyurethane, Blue Color, Pin pricked

Application Mobile & stationery systems, Mobile trailer / truck systems, Integrated Containment fill stations, Portable SCBA fill



Note: Hose should not be used with explosive gases such as pure oxygen and hydrogen. Special colours available on request

Item Code	Dash Size	DN	ID		OD		WP		BP		BR/r		W
			inch	mm	inch	mm	psi	bar	psi	bar	inch	mm	g/m
PH396-03	-03	05	3/16	4.8	0.413	10.5	7,000	483	28,000	1,932	1.5	38	80
PH396-04	-04	06	1/4	6.4	0.520	13.2	7,000	483	28,000	1,932	2.0	51	140



Temperature Range: Continuous: -40°C to +82°C

PH320 / PH321 / PH322 - LUBRICATION GREASE HOSE

Polyhose Proprietary Product



Construction

- Inner tube** Thermoplastic Elastomer
- Reinforcement** PH320 & PH321: One or more braids of synthetic fiber
PH322: One or more braids of Aramid Fiber
- Cover** Polyurethane, Black Colour

Application High pressure mini Hydraulic Lines 300 to 400 bar. Suitable for hydraulic application with increased resistance to abrasion for use with petroleum, synthetic or water based fluids Specifically designed for diverse greasing and lubrication applications of industrial, hand held or automatic (centralized) grease distribution equipment.

Note: Please contact for different working pressure and dimensions

Item Code	ID		OD		WP		BP		BR/r		W
	inch	mm	inch	mm	psi	bar	psi	bar	inch	mm	g/m
PH320-3.6	9/64	3.6	0.335	8.5	5,800	400	14,500	1,000	1.4	35	57
PH320-4	5/32	4.0	0.315	8.0	4,350	300	10,875	750	1.6	40	54
PH320-4.2	5/32	4.2	0.346	8.8	5,800	400	14,500	1,000	2.0	50	65
PH321-4	5/32	4.0	0.335	8.5	5,800	400	14,500	1,000	1.8	45	64
PH321-4.2	5/32	4.2	0.402	10.2	5,800	400	14,500	1,000	2.4	60	75
PH322-3.3	1/8	3.3	0.353	9.0	5,800	400	23,200	1,600	1.2	30	75
PH322-4	5/32	4.0	0.354	9.0	5,800	400	23,200	1,600	2.0	50	92



Temperature Range: Continuous: -40°C to +60°C

PH734 - GREASE HOSE - LOW PRESSURE

Polyhose Proprietary Product



Construction

- Inner tube** Thermoplastic Elastomer
- Reinforcement** Single Braid of Synthetic fiber
- Cover** Polyurethane, Black Colour

Application Specially designed for diverse greasing and lubrication applications of the industrial, hand held or automatic (centralized) grease distribution equipment.

Item Code	Dash Size	DN	ID		OD		WP		BP		BR/r		W
			inch	mm	inch	mm	psi	bar	psi	bar	inch	mm	g/m
PH734-04	-04	06	1/4	6.4	0.409	10.4	1,523	105	6,090	420	1.2	30	70.0
PH734-05	-05	08	5/16	8.0	0.510	13.0	1,523	105	6,090	420	1.6	40	112.0
PH734-06	-06	10	3/8	9.5	0.551	14.0	1,523	105	6,090	420	2.0	50	160.0
PH734-08	-08	12	1/2	12.7	0.690	17.5	1,523	105	6,090	420	3.0	75	200.0



Temperature Range: Continuous: -40°C to +82°C

PH324 -ELECTRICALLY CONDUCTIVE COMPRESSED NATURAL GAS HOSE

Applicable Standard: Conforms to NFPA 52



Construction

Inner tube Nylon

Reinforcement Two or more Braids of Synthetic fiber with electrically conductive layer

Cover Polyurethane, Red Colour, Pin pricked

Application Refueling hose specially designed for conveying compressed natural gas. Dissipates static build-up

Vaccum Rating : 28 inch Hg

Special Feature : Twin and multi-lines available

Note: Wire spring guard must be used on ANSI/CSA design certified CNG dispenser fill hose assemblies.

Special colours available on request

Item Code	Dash Size	DN	ID		OD		WP		BP		BR/r		W
			inch	mm	inch	mm	psi	bar	psi	bar	inch	mm	g/m
PH324-04	-04	06	1/4	6.4	0.630	16.0	5,000	345	20,000	1,380	2.0	51	175
PH324-06	-06	10	3/8	9.5	0.770	19.6	4,000	276	16,000	1,104	2.5	64	280



Temperature Range: Continuous: -40°C to +80°C

4

PH325 -ELECTRICALLY CONDUCTIVE COMPRESSED NATURAL GAS

Applicable Standard: Meets to NFPA 52, ANSI/CSA NGV 4.2*CSA 12.52 (Class A, Class D),
ANSI NGV 3.1-2014*CSA 12.3 Part 22 for Class B and
Class C vehicle hoses



Construction

Inner tube Conductive Polyamide tube

Reinforcement Multiple Braids of Aramid and wire

Cover Abrasion, Ozone resistant and Pin-pricked Polyurethane - Red color

Application On CNC powered vehicles, Refueling of Mobile and stationary used to refill natural gas,

CNG lines,CNG refueling dispenser

Vaccum Rating : 28 inch Hg

Special Feature : Dissipates static buildup, Twin and Multi lines available

Note: Wire spring guard must be used on ANSI/CSA design certified CNG dispenser fill hose assemblies.

Special colours available on request

Item Code	Dash Size	DN	ID		OD		WP		BP		BR/r		W
			inch	mm	inch	mm	psi	bar	psi	bar	inch	mm	g/m
PH325-03	-03	05	3/16	4.8	0.460	11.7	7,250	500	29,000	2,000	1.5	38	200
PH325-04	-04	06	1/4	6.4	0.550	14.0	7,250	500	29,000	2,000	2.8	70	256
PH325-06	-06	10	3/8	9.5	0.760	19.3	5,000	345	20,000	1,380	4.0	100	376
PH325-08	-08	12	1/2	12.7	0.830	21.1	5,000	345	20,000	1,380	7.1	180	405
PH325-12	-12	19	3/4	19.0	1.150	29.2	5,000	345	20,000	1,380	9.8	250	770
PH325-16	-16	25	1	25.4	1.475	37.5	5,000	345	20,000	1,380	10.0	254	980



Temperature Range: Continuous: -40°C to +80°C

PH334 - REFRIGERATION HOSE

Polyhose Proprietary Product



Construction

Inner tube Polyamide / Polyester elastomer

Reinforcement Single braid of synthetic fiber

Cover Polyester Elastomer / Polyurethane, Black Colour, Pin Pricked

Application Specially designed to replace capillary copper tubes in industrial refrigeration Lines 42 to 52 bar High savings and cost effective vis a vis copper tube better vibration dampening property compared to copper tube

Note: Special colours available on request

Item Code	ID		OD		WP		BP		BR/r		W
	inch	mm	inch	mm	psi	bar	psi	bar	inch	mm	g/m
PH334-20	5/64	2.0	0.236	6.0	600	42	3,000	210	0.4	10	30
PH334-40	5/32	4.0	0.317	8.1	600	42	3,000	210	1.0	25	55
PH334-05	5/16	8.0	0.540	13.7	1,523	105	6,090	420	1.8	45	120
PH334-06	3/8	9.5	0.600	15.2	1,523	105	6,090	420	2.2	55	140
PH334-08	1/2	12.7	0.740	18.8	1,450	100	5,800	400	3.0	77	200
PH334-10	5/8	16.0	0.940	23.9	1,160	80	4,650	320	4.3	110	300
PH334-12	3/4	19.0	1.075	27.3	1,160	80	4,650	320	5.5	140	345
PH334-16	1	25.0	1.350	34.3	1000	70	4,000	280	8.0	200	481



Temperature Range: Continuous: -45°C to +130°C

PH326 / PH327 / PH328 - BEVERAGE DISPENSING HOSE

Polyhose Proprietary Product

Construction

Inner tube Thermoplastic Elastomer food quality and FDA approved

Reinforcement PH326 Single or double braid of synthetic fiber

PH327 Single braid of steel wire

PH328 Single braid of aramid fiber

Cover Polyurethane, Black Colour, Pin Pricked

Application High pressure beverage dispensing lines 210 to 420 bar Specifically designed for gases, also gas mixtures used in fixed and mobile beverage dispensing units. Special tube material flavour free eliminates contamination risks and conforms to FDA and EC regulations. Please contact for different dimensions and working pressure



Note: Grey Colour Cover also available

Item Code	Dash Size	DN	ID		OD		WP		BP		BR/r		W
			inch	mm	inch	mm	psi	bar	psi	bar	inch	mm	g/m
PH326-04	-04	06	1/4	6.4	0.490	12.4	3,000	210	12,000	840	1.4	35	114
PH326-06	-06	10	3/8	9.5	0.640	16.3	3,000	210	12,000	840	2.4	60	170
PH326-08	-08	12	1/2	12.7	0.855	21.7	3,000	210	12,000	840	3.9	100	300
PH327-03	-03	05	3/16	4.8	0.380	9.7	5,000	350	20,000	1,400	1.6	40	141
PH327-04	-04	06	1/4	6.4	0.460	11.7	4,650	320	18,600	1,280	1.8	45	182
PH328-02	-02	03	1/8	3.2	0.320	8.1	6,000	420	24,000	1,680	1.0	25	57
PH328-03	-03	05	3/16	4.8	0.405	10.3	5,000	350	20,000	1,400	1.0	25	87
PH328-04	-04	06	1/4	6.4	0.490	12.4	5,000	350	20,000	1,400	1.3	32	118
PH328-08	-08	12	1/2	12.7	0.770	19.6	5,000	350	20,000	1,400	3.0	77	225



Temperature Range: Continuous: -40°C to +80°C

PH354 / PH355 - MICRO BORE

Polyhose Proprietary Product

Construction

- Inner tube** Thermoplastic Elastomer
- Reinforcement** PH354 - Single braid of synthetic fiber
PH355 - Single braid of Aramid fiber
- Cover** Polyurethane, Black Colour, Pin pricked upon request

Application Very high pressure mini Hydraulic Lines 250 to 630 bar Suitable for hydraulic application , with increased resistance to abrasion for use with petroleum,synthetic or water based fluids in Hydraulic systems pressure test equipment and test points, general mini hydraulic equipment, Automotive roof and boot opening system and truck's cab lifting systems



Note: Available with polyamide 12 as core and cover

Item Code	DN	ID		OD		WP		BP		BR/r		W
		inch	mm	inch	mm	psi	bar	psi	bar	inch	mm	g/m
PH354-3	3	1/8	3.0	0.256	6.5	3,600	250	14,400	1,000	0.8	20	30
PH355-2	2	5/64	2.0	0.197	5.0	9,100	630	27,300	1,890	0.8	20	24
PH355-3	3	1/8	3.0	0.236	6.0	9,100	630	27,300	1,890	1.2	30	31
PH355-4	4	5/32	4.0	0.315	8.0	9,100	630	27,300	1,890	1.6	40	54



Temperature Range: Continuous: -40°C to +100°C Temp. not to exceed +70°C for Air and Water based fluids

4

THERMOPLASTIC - INDUSTRIAL- PILOT LINE

PH392 - PILOT LINE HOSE

Polyhose Proprietary Product

Construction

- Inner tube** Oil and Water resistant thermoplastic elastomer
- Reinforcement** Single braid of synthetic fiber
- Cover** Special thermoplastic elastomer resistant to oil, weather and abrasion , Black colour, Pin Pricked
- Application** Specially designed for servo control pilot Lines 120 bar and requires very high flexibility Superior finish on cover surface to have a gliding effect on the other lines that are clustered together and very minimal outer cover damages Also, suitable for medium pressure and return lines for use with petroleum, synthetic or water based fluids in Hydraulic systems Suitable for Agricultural, Construction & Material handling equipment and machineries/systems



Note: Available twin & multi lines with different hose combination and size. Also, special colours available on request

Item Code	Dash Size	DN	ID		OD		WP		BP		BR/r		W
			inch	mm	inch	mm	psi	bar	psi	bar	inch	mm	g/m
PH392-03	-03	05	3/16	4.8	0.398	10.1	1,740	120	6,960	480	1.00	25	88
PH392-04	-04	06	1/4	6.4	0.453	11.5	1,740	120	6,960	480	1.20	30	92
PH392-05	-05	08	5/16	8.0	0.516	13.1	1,740	120	6,960	480	1.60	40	110
PH392-06	-06	10	3/8	9.5	0.583	14.8	1,740	120	6,960	480	2.00	50	132
PH392-08	-08	12	1/2	12.7	0.709	18.0	1,740	120	6,960	480	2.40	60	185



Temperature Range: Continuous: -40°C to +100°C Temp. not to exceed +70°C for Air and Water based fluids

PH758 - MOISTURE BLOK HOSE

Polyhose Proprietary Product



Construction

- Inner tube** Polyolefin
- Reinforcement** Double braids of Synthetic Fiber
- Cover** Polyurethane ,Blue Colour, Pin Pricked
- Application** Conveying urethane foam components, Moisture sensitive chemicals

Note: Available Twin & Multi lines with different Hose combination and Size. Also special colours available on request

Item Code	Dash Size	DN	ID		OD		WP		BP		BR/r		W
			inch	mm	inch	mm	psi	bar	psi	bar	inch	mm	g/m
PH758-04	-04	06	1/4	6.4	0.490	12.4	3,000	210	12,000	840	1.4	35	114
PH758-06	-06	10	3/8	9.5	0.640	16.3	3,000	210	12,000	840	2.4	60	170
PH758-08	-08	12	1/2	12.7	0.800	20.3	2,000	140	8,000	560	3.0	77	270



Temperature Range: Continuous: -40°C to +60°C

THERMOPLASTIC - AUTOMOTIVE HOSE

PH771 - CAB TILT HOSE

Polyhose Proprietary Product



Construction

- Inner tube** Thermoplastic Elastomer
- Reinforcement** One Braid of Aramid Fiber with one braid of synthetic fiber
- Cover** Polyurethane, Black Colour
- Application** Cabin tilt application

Note: On request products are available for high temperature application with special cover

Item Code	Dash Size	DN	ID		OD		WP		BP		BR/r		W
			inch	mm	inch	mm	psi	bar	psi	bar	inch	mm	g/m
PH771-02	-02	03	1/8	3.45	0.291	7.4	5,800	400	23,200	1,600	1.0	25	43.5



Temperature Range: Continuous: -40°C to +100°C

PH772 - CLUTCH HOSE

Polyhose Proprietary Product



Construction

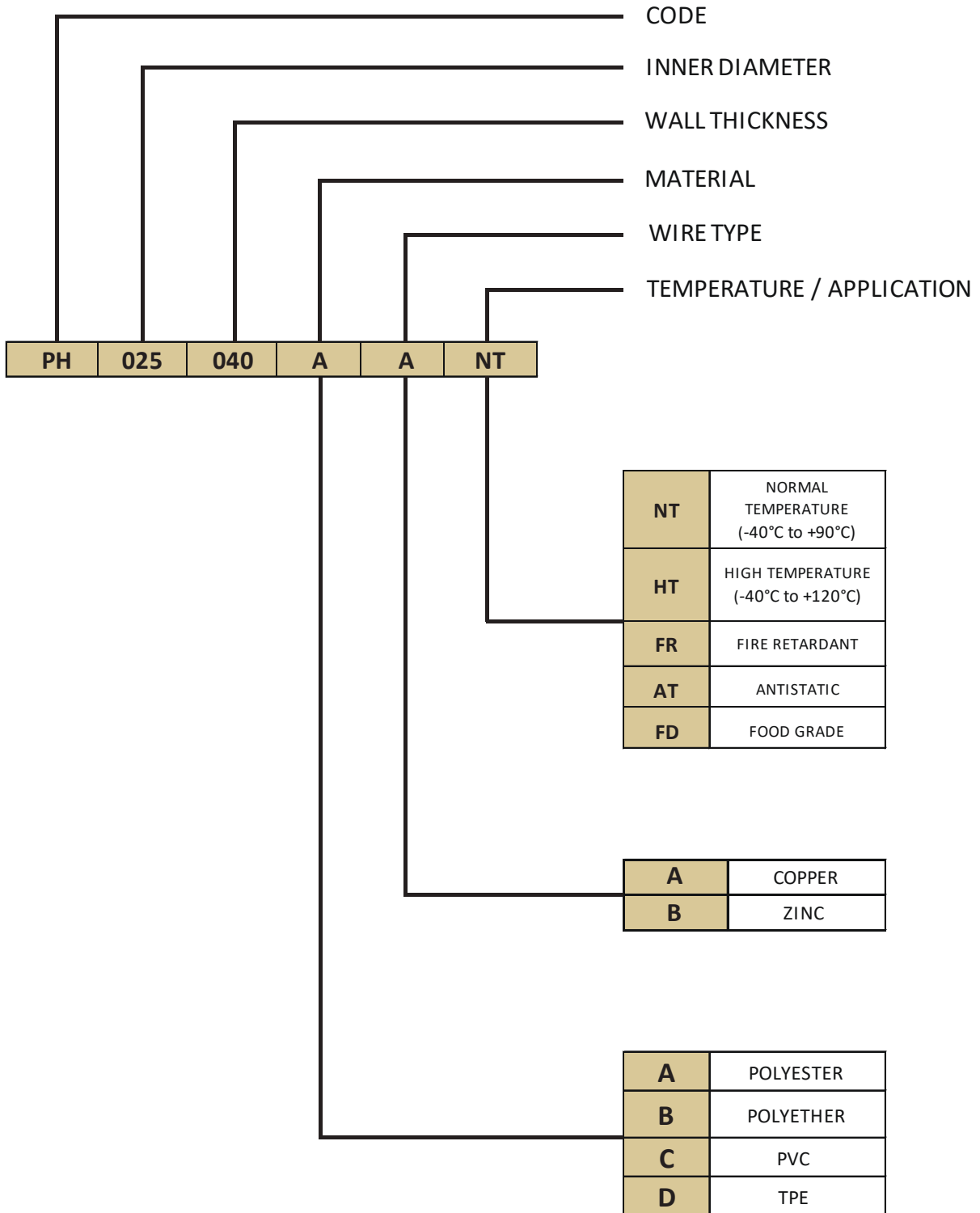
- Inner tube** Polyamide (PA11)
- Reinforcement** Single Braid of Steel Wire
- Cover** Polyurethane, Black Colour
- Application** Return hose from brake fluid reservoir to clutch. Brake filling line

Item Code	Dash Size	DN	ID		OD		WP		BP		BR/r		W
			inch	mm	inch	mm	psi	bar	psi	bar	inch	mm	g/m
PH772-04	-04	06	1/4	6.4	0.441	11.2	2,900	200	11,600	800	2.0	50	153.5



Temperature Range: Continuous: -40°C to +100°C

HOSE NOMENCLATURE



4

POLYURETHANE DUCTING - STANDARD

Polyhose Proprietary Product



Construction

Wall Polyester Polyurethane

Spiral Spring Steel Wire

Properties Extremely flexible, Light in weight, Microbe - resistance, Good chemical resistance, Good UV and ozone resistance, Anti static if connected with helical wire

Application Suction & transport of abrasive solids, liquids, fine grained particles, such as dust and powder. Used in extraction of oil mist, paper & textile fibers

Note: Length upto 20 meters. Also special sizes are available on request

Item Code	ID		WT	VP	BR/r	W
	inch	mm	mm	bar	mm	kg/m
PH032035AANT	1.1/4	32	0.35	0.25	24	0.164
PH038035AANT	1.1/2	38	0.35	0.25	29	0.167
PH040035AANT		40	0.35	0.25	30	0.172
PH045035AANT		45	0.35	0.20	33	0.187
PH051035AANT	2	51	0.35	0.20	37	0.210
PH060035AANT		60	0.35	0.16	45	0.246
PH063035AANT	2.1/2	63	0.35	0.14	47	0.255
PH065035AANT		65	0.35	0.14	49	0.268
PH070035AANT	2.3/4	70	0.35	0.14	51	0.288
PH076035AANT	3	76	0.35	0.10	55	0.312
PH080035AANT		80	0.35	0.10	59	0.327
PH090035AANT	3.1/2	90	0.35	0.10	67	0.367
PH102040AANT	4	102	0.40	0.09	70	0.457
PH110040AANT		110	0.40	0.08	75	0.492
PH120040AANT		120	0.40	0.08	85	0.536
PH127040AANT	5	127	0.40	0.07	89	0.566
PH130040AANT		130	0.40	0.06	92	0.579
PH140040AANT	5.1/2	140	0.40	0.06	95	0.623
PH150040AANT		150	0.40	0.06	105	0.688
PH152040AANT	6	152	0.40	0.06	107	0.701
PH160045AANT		160	0.45	0.06	109	0.859
PH180045AANT	7	180	0.45	0.05	120	0.963
PH200045AANT	7.7/8	200	0.45	0.05	135	1.068
PH220045AANT		220	0.45	0.04	150	1.100
PH250050AANT	10	250	0.50	0.04	165	1.285
PH279050AANT	11	279	0.50	0.03	185	1.432
PH300050AANT	12	300	0.50	0.03	205	1.538
PH350050AANT	14	350	0.50	0.02	240	1.792
PH400050AANT	16	400	0.50	0.02	272	2.045
PH450050AANT	18	450	0.50	0.01	305	2.331
PH500050AANT	20	500	0.50	0.01	340	2.588
PH600050AANT	24	600	0.50	0.01	385	3.101



Temperature Range: Continuous: -40°C to +90°C

POLYURETHANE DUCTING - STANDARD C

Polyhose Proprietary Product



Construction

Wall Polyester Polyurethane

Spiral Spring Steel Wire

Properties Extremely flexible, Light in Weight, High abrasion resistant, Microbe - resistance, Good chemical resistance, Good UV and ozone resistance, Oil / petroleum proof, Increased vacuum and pressure resistance, Anti static if connected with helical wire

Application Suction & transport of abrasive solids, liquids, fine grained particles, such as dust and powder. Used in extraction of oil mist, paper & textile fibers

Note: Length upto 20 meters. Also special sizes are available on request

Item Code	ID		WT	VP	BR/r	W
	inch	mm	mm	bar	mm	kg/m
PH032040AANT	1.1/4	32	0.40	0.25	22	0.178
PH038040AANT	1.1/2	38	0.40	0.25	27	0.186
PH040040AANT		40	0.40	0.25	28	0.195
PH045040AANT		45	0.40	0.20	32	0.203
PH051040AANT	2	51	0.40	0.20	35	0.229
PH060040AANT		60	0.40	0.16	42	0.268
PH063040AANT	2.1/2	63	0.40	0.14	45	0.280
PH065040AANT		65	0.40	0.14	46	0.290
PH070040AANT		70	0.40	0.14	49	0.312
PH076040AANT	3	76	0.40	0.10	53	0.337
PH080040AANT		80	0.40	0.10	56	0.354
PH090040AANT	3.1/2	90	0.40	0.10	62	0.397
PH102040AANT	4	102	0.40	0.09	70	0.457
PH110040AANT		110	0.40	0.08	84	0.492
PH120040AANT		120	0.40	0.08	85	0.536
PH127040AANT	5	127	0.40	0.08	88	0.566
PH130040AANT		130	0.40	0.06	91	0.579
PH140040AANT	5.1/2	140	0.40	0.06	95	0.623
PH150040AANT		150	0.40	0.06	105	0.688
PH152040AANT	6	152	0.40	0.06	107	0.701
PH160040AANT		160	0.40	0.05	110	0.808
PH180040AANT	7	180	0.40	0.05	123	0.906
PH200040AANT	7.7/8	200	0.40	0.05	140	1.004
PH220040AANT		220	0.40	0.05	160	1.070
PH250040AANT	10	250	0.40	0.04	175	1.134
PH279040AANT	11	279	0.40	0.03	196	1.263
PH300040AANT	12	300	0.40	0.03	210	1.357
PH350040AANT	14	350	0.40	0.02	245	1.580
PH400040AANT	16	400	0.40	0.02	280	1.803
PH450040AANT	18	450	0.40	0.01	315	2.067
PH500040AANT	20	500	0.40	0.01	350	2.295
PH600040AANT	24	600	0.40	0.01	400	2.750



Temperature Range: Continuous: -40°C to +90°C

POLYURETHANE DUCTING - MEDIUM

Polyhose Proprietary Product



Construction

Wall Polyester Polyurethane

Spiral Spring Steel Wire

Properties Extremely flexible, Light in Weight, High abrasion resistant, Microbe - resistance, Good chemical resistance, Good UV and ozone resistance, Oil / petroleum proof, Increased vacuum and pressure resistance, Anti static if connected with helical wire

Application Suction & transport of abrasive solids, liquids, fine grained particles, such as dust and powder. Used in extraction of oil mist, paper & textile fibers

Note: Length upto 20 meters. Also special sizes are available on request

Item Code	ID		WT	VP	BR/r	W
	inch	mm	mm	bar	mm	kg/m
PH032050AANT	1.1/4	32	0.50	0.25	32	0.204
PH038050AANT	1.1/2	38	0.50	0.25	38	0.240
PH040050AANT		40	0.50	0.20	40	0.252
PH045050AANT		45	0.50	0.16	45	0.282
PH051050AANT	2	51	0.50	0.16	51	0.318
PH060050AANT		60	0.50	0.16	60	0.372
PH063050AANT	2.1/2	63	0.50	0.16	63	0.448
PH065050AANT		65	0.50	0.16	65	0.462
PH070050AANT		70	0.50	0.14	70	0.496
PH076050AANT	3	76	0.50	0.10	76	0.515
PH080050AANT		80	0.50	0.10	80	0.537
PH090050AANT	3.1/2	90	0.50	0.10	90	0.545
PH102060AANT	4	102	0.60	0.09	102	0.780
PH110060AANT		110	0.60	0.08	110	0.840
PH120060AANT		120	0.60	0.08	120	0.914
PH127060AANT	5	127	0.60	0.08	127	0.966
PH130060AANT		130	0.60	0.08	130	0.981
PH140060AANT	5.1/2	140	0.60	0.08	140	0.989
PH150060AANT		150	0.60	0.06	150	1.096
PH152060AANT	6	152	0.60	0.06	152	1.116
PH160060AANT		160	0.60	0.06	160	1.463
PH180085AANT	7	180	0.85	0.05	180	1.995
PH200085AANT	7.7/8	200	0.85	0.05	200	2.188
PH220085AANT		220	0.85	0.05	220	2.213
PH250085AANT	10	250	0.85	0.05	250	2.482
PH279085AANT	11	279	0.85	0.05	279	2.767
PH300085AANT	12	300	0.85	0.04	300	2.973
PH350085AANT	14	350	0.85	0.04	350	3.029
PH400085AANT	16	400	0.85	0.03	400	3.458
PH450085AANT	18	450	0.85	0.03	450	3.784
PH500085AANT	20	500	0.85	0.02	500	4.201
PH600085AANT	24	600	0.85	0.01	600	5.037



Temperature Range: Continuous: -40°C to +90°C

POLYURETHANE DUCTING - MEDIUM C

Polyhose Proprietary Product



Construction

Wall Polyester Polyurethane

Spiral Spring Steel Wire

Properties Extremely flexible, Light in Weight, High abrasion resistant, Microbe - resistance, Good chemical resistance, Good UV and ozone resistance, Oil / petroleum proof, Increased vacuum and pressure resistance, Anti static if connected with helical wire

Application Suction & transport of abrasive solids, liquids, fine grained particles, such as dust and powder. Used in extraction of oil mist, paper & textile fibers

Note: Length upto 20 meters. Also special sizes are available on request

Item Code	ID		WT	VP	BR/r	W
	inch	mm	mm	bar	mm	kg/m
PH032060AANT	1.1/4	32	0.60	0.30	25	0.231
PH038060AANT	1.1/2	38	0.60	0.30	27	0.272
PH040060AANT		40	0.60	0.25	30	0.285
PH045060AANT		45	0.60	0.20	32	0.319
PH051060AANT	2	51	0.60	0.20	35	0.360
PH060060AANT		60	0.60	0.16	40	0.422
PH063060AANT	2.1/2	63	0.60	0.16	43	0.501
PH065060AANT		65	0.60	0.16	46	0.516
PH070060AANT		70	0.60	0.14	50	0.555
PH076060AANT	3	76	0.60	0.10	53	0.601
PH080060AANT		80	0.60	0.10	55	0.610
PH090060AANT	3.1/2	90	0.60	0.10	65	0.625
PH102060AANT	4	102	0.60	0.09	70	0.780
PH110060AANT		110	0.60	0.08	75	0.840
PH120060AANT		120	0.60	0.08	80	0.914
PH127060AANT	5	127	0.60	0.08	85	0.966
PH130060AANT		130	0.60	0.08	90	0.981
PH140060AANT	5.1/2	140	0.60	0.08	95	0.989
PH150060AANT		150	0.60	0.06	97	1.096
PH152060AANT	6	152	0.60	0.06	100	1.116
PH160060AANT		160	0.60	0.06	110	1.463
PH180060AANT	7	180	0.60	0.05	120	1.642
PH200060AANT	7.7/8	200	0.60	0.05	135	1.785
PH220060AANT		220	0.60	0.05	150	1.820
PH250060AANT	10	250	0.60	0.04	170	2.024
PH279060AANT	11	279	0.60	0.03	185	2.256
PH300060AANT	12	300	0.60	0.03	200	2.423
PH350060AANT	14	350	0.60	0.02	250	2.440
PH400060AANT	16	400	0.60	0.02	270	2.785
PH450060AANT	18	450	0.60	0.01	350	3.068
PH500060AANT	20	500	0.60	0.01	400	3.406
PH600060AANT	24	600	0.60	0.01	500	4.083



Temperature Range: Continuous: -40°C to +90°C

POLYURETHANE DUCTING - HEAVY

Polyhose Proprietary Product



Construction

Wall Polyester Polyurethane

Spiral Spring Steel Wire

Properties Extremely flexible, Light in Weight, Microbe - resistance, Good chemical resistance, Good UV and ozone resistance

Application Suction & transport of abrasive solids, liquids, fine grained particles, such as dust and powder. Used in extraction of oil mist, paper & textile fibers

Note: Length upto 20 meters. Also special sizes are available on request

Item Code	ID		WT	VP	BR/r	W
	inch	mm	mm	bar	mm	kg/m
PH032080AANT	1.1/4	32	0.80	0.45	48	0.317
PH038090AANT	1.1/2	38	0.90	0.45	55	0.405
PH040090AANT		40	0.90	0.45	60	0.426
PH045090AANT		45	0.90	0.40	68	0.476
PH051090AANT	2	51	0.90	0.40	75	0.537
PH060090AANT		60	0.90	0.35	90	0.629
PH063090AANT	2.1/2	63	0.90	0.35	95	0.730
PH065090AANT		65	0.90	0.35	98	0.752
PH070090AANT		70	0.90	0.35	105	0.808
PH076090AANT	3	76	0.90	0.30	113	0.876
PH080090AANT		80	0.90	0.30	120	0.900
PH090090AANT	3.1/2	90	0.90	0.30	135	0.986
PH102110AANT	4	102	1.10	0.30	150	1.272
PH110110AANT		110	1.10	0.25	170	1.369
PH120110AANT		120	1.10	0.25	180	1.492
PH127110AANT	5	127	1.10	0.20	185	1.577
PH130110AANT		130	1.10	0.20	195	1.614
PH140110AANT	5.1/2	140	1.10	0.20	210	1.650
PH150110AANT		150	1.10	0.20	225	1.808
PH152110AANT	6	152	1.10	0.15	230	1.839
PH160110AANT		160	1.10	0.15	240	2.092
PH180110AANT	7	180	1.10	0.12	270	2.349
PH200110AANT	7.7/8	200	1.10	0.12	300	2.606
PH220130AANT		220	1.30	0.11	338	3.118
PH250130AANT	10	250	1.30	0.10	375	3.538
PH279130AANT	11	279	1.30	0.10	400	3.944
PH300130AANT	12	300	1.30	0.09	450	4.238
PH350130AANT	14	350	1.30	0.09	525	4.345
PH400130AANT	16	400	1.30	0.08	600	4.962
PH450130AANT	18	450	1.30	0.06	675	5.372
PH500130AANT	20	500	1.30	0.04	750	5.966
PH600130AANT	24	600	1.30	0.03	840	7.153



Temperature Range: Continuous: -40°C to +90°C

POLYURETHANE DUCTING - HEAVY C

Polyhose Proprietary Product



Construction

Wall Polyester Polyurethane

Spiral Spring Steel Wire

Properties Extremely flexible, Light in Weight, Microbe - resistance, Good chemical resistance, Good UV and ozone resistance

Application Suction & transport of abrasive solids, liquids, fine grained particles, such as dust and powder. Used in extraction of oil mist, paper & textile fibers

Note: Length upto 20 meters. Also special sizes are available on request

Item Code	ID		WT	VP	BR/r	W
	inch	mm	mm	bar	mm	kg/m
PH032120AANT	1.1/4	32	1.20	0.45	48	0.426
PH038120AANT	1.1/2	38	1.20	0.45	55	0.501
PH040120AANT		40	1.20	0.45	60	0.527
PH045120AANT		45	1.20	0.40	68	0.590
PH051120AANT	2	51	1.20	0.40	75	0.667
PH060120AANT		60	1.20	0.35	90	0.780
PH063120AANT	2.1/2	63	1.20	0.35	95	0.890
PH065120AANT		65	1.20	0.35	98	0.917
PH070120AANT		70	1.20	0.35	105	0.986
PH076120AANT	3	76	1.20	0.30	113	1.069
PH080120AANT		80	1.20	0.30	120	1.140
PH090120AANT	3.1/2	90	1.20	0.30	135	1.194
PH102120AANT	4	102	1.20	0.30	150	1.350
PH110120AANT		110	1.20	0.25	170	1.454
PH120120AANT		120	1.20	0.25	180	1.584
PH127120AANT	5	127	1.20	0.20	185	1.675
PH130120AANT		130	1.20	0.20	195	1.714
PH140120AANT	5.1/2	140	1.20	0.20	210	1.800
PH150120AANT		150	1.20	0.20	225	1.926
PH152120AANT	6	152	1.20	0.15	230	1.958
PH160120AANT		160	1.20	0.15	240	2.218
PH180120AANT	7	180	1.20	0.12	270	2.490
PH200120AANT	7.7/8	200	1.20	0.12	300	2.763
PH220120AANT		220	1.20	0.11	338	2.956
PH250120AANT	10	250	1.20	0.10	375	3.353
PH279120AANT	11	279	1.20	0.10	400	3.738
PH300120AANT	12	300	1.20	0.09	450	4.017
PH350120AANT	14	350	1.20	0.09	525	4.109
PH400120AANT	16	400	1.20	0.08	600	4.691
PH450120AANT	18	450	1.20	0.06	675	5.085
PH500120AANT	20	500	1.20	0.04	750	5.646
PH600120AANT	24	600	1.20	0.03	840	6.770



Temperature Range: Continuous: -40°C to +90°C

PRODUCT CODE NOMENCLATURE

12 01250 01000 BK

Colour Codes

- BK - BLACK
- GY - GRAY
- LB - LIGHT BLUE
- NT - NATURAL
- RD - RED
- YW - YELLOW

Five digits represents Inner Diameter
 e.g. (10.00 mm Inner diameter)
 10 - Whole Number, 00 - Decimal value
 (110.00 mm Inner diameter)
 110 - Whole Number, 00 - Decimal value

Five digits represents Outer Diameter
 e.g. (12.50 mm outer diameter)
 12 - Whole Number, 50 - Decimal value
 (122.00 mm outer diameter)
 122 - Whole Number, 00 - Decimal value

- | | |
|-----------------------------|--------------------------------------|
| 6 PA 6 TUBE | 14 SPATTER HOSE |
| 10 TPE TUBE | 18 PTFE PLAIN TUBE |
| 11 PA 11 TUBE | 19 PTFE CONVO TUBE |
| 12 PA 12 TUBE | 20 PTFE CONDUCTIVE PLAIN TUBE |
| 13 POLYURETHANE TUBE | 21 PTFE CONDUCTIVE CONVO TUBE |

POLYAMIDE TUBING

Applicable Standard : DIN73378, DIN74324







Application Automotive gasoline, High pressure lubricants, Refrigeration lines, Gasoline in various industries, Fuel lines for petrol engines, Beverage lines, For conveying hydrocarbon, For Conveying Vegetable oil, For Conveying Ester, etc., Air line on pneumatic controls systems, Lines for air compressors & vacuum pumps







 **Temperature Range:** Continuous: -40°C to +100°C



Note: We also supply PA11 and TPE tubes. Kindly refer our part nomenclature before ordering. Also special sizes and colours are available on request. Multilayer upto 5 layers available on request

Technical Details

Item Code	 ID	 OD	 WT	 BP	 BR/r	 W
	mm	mm	mm	(Kg/cm ²)	mm	g/m
12-0030000150BK	1.50	3.00	0.75	200	20	7
12-0040000200BK	2.00	4.00	1.00	200	20	12
12-0040000250BK	2.50	4.00	0.75	135	20	10
12-0040000300BK	3.00	4.00	0.50	85	20	7
12-0047000270BK	2.70	4.70	1.00	160	25	14
12-0050000300BK	3.00	5.00	1.00	150	25	16
12-0050000400BK	4.00	5.00	0.50	120	30	9
12-0060000300BK	3.00	6.00	1.50	200	30	26
12-0060000400BK	4.00	6.00	1.00	120	30	20
12-0060000500BK	5.00	6.00	0.50	55	30	11
12-0080000600BK	6.00	8.00	1.00	85	40	27
12-0080000500BK	5.00	8.00	1.50	140	40	38
12-0095000750BK	7.50	9.50	1.00	70	50	33
12-0095000600BK	6.00	9.50	1.75	135	50	53
12-0100000800BK	8.00	10.00	1.00	65	50	35
12-0120001000BK	10.00	12.00	1.00	55	80	43
12-0125001000BK	10.00	12.50	1.25	65	85	55
12-0150001200BK	12.00	15.00	1.50	65	90	79
12-0160001400BK	14.00	16.00	1.00	40	110	59

Item Code	 ID	 OD	 WT	 BP	 BR/r	 W
	mm	mm	mm	(Kg/cm ²)	mm	g/m
06-0030000150NT	1.50	3.00	0.75	270	20	7
06-0040000200NT	2.00	4.00	1.00	270	20	12
06-0040000250NT	2.50	4.00	0.75	185	20	10
06-0040000300NT	3.00	4.00	0.50	115	20	7
06-0047000270NT	2.70	4.70	1.00	215	25	14
06-0050000300NT	3.00	5.00	1.00	200	35	16
06-0050000400NT	4.00	5.00	0.50	50	40	9
06-0060000300NT	3.00	6.00	1.50	270	40	26
06-0060000400NT	4.00	6.00	1.00	160	40	20
06-0060000500NT	5.00	6.00	0.50	75	40	11
06-0080000600NT	6.00	8.00	1.00	115	50	27
06-0080000500NT	5.00	8.00	1.50	185	60	38
06-0095000750NT	7.50	9.50	1.00	95	60	33
06-0095000600NT	6.00	9.50	1.75	180	70	53
06-0100000800NT	8.00	10.00	1.00	90	60	35
06-0120001000NT	10.00	12.00	1.00	70	80	43
06-0125001000NT	10.00	12.50	1.25	75	85	55
06-0150001200NT	12.00	15.00	1.50	90	100	79
06-0160001400NT	14.00	16.00	1.00	55	110	59

POLYURETHANE TUBING

Polyhose Proprietary Product










- Properties**
- UV-Resistant
 - Silicone free
 - Good vibration absorption
 - Supreme abrasion resistance
 - Consistent tensile strength for long life
- Application**
- Pneumatics, Robotics, Automation, Cabling, Food processing








Note: Also special sizes and colours are available on request

Technical Details

Metric size

Item Code	 OD	 ID	 WT	 WP	 BP	 BR/r	 W
	mm	mm	mm	bar	bar	mm	g/m
13-0040000200LB	4.00	2.00	1.00	13	39	10	12
13-0040000250LB	4.00	2.50	0.75	13	39	10	10
13-0043000290LB	4.30	2.90	0.70	13	39	13	10
13-0050000300LB	5.00	3.00	1.00	13	39	15	17
13-0060000400LB	6.00	4.00	1.00	11	33	20	21
13-0080000500LB	8.00	5.00	1.50	12	36	30	40
13-0080000550LB	8.00	5.50	1.25	10	30	30	35
13-0080000600LB	8.00	6.00	1.00	8	24	35	29
13-0100000650LB	10.00	6.50	1.75	11	33	35	60
13-0100000700LB	10.00	7.00	1.50	9	27	50	53
13-0100000800LB	10.00	8.00	1.00	9	27	50	37
13-0120000800LB	12.00	8.00	2.00	10	30	40	83
13-0120000900LB	12.00	9.00	1.50	7	21	45	65
13-0120001000LB	12.00	10.00	1.00	7	21	45	46
13-0140000950LB	14.00	9.50	2.25	8	24	45	110
13-0140001000LB	14.00	10.00	2.00	8	24	45	99
13-0160001100LB	16.00	11.00	2.50	10	30	50	140
13-0160001200LB	16.00	12.00	2.00	10	30	50	116

Imperial size

Item Code	 OD		 ID		 WT		 WP	 BP	 BR/r		 W
	inch	mm	inch	mm	inch	mm	bar	bar	inch	mm	g/m
13-0040000240LB	5/32	4.0	0.094	2.4	0.031	0.79	10	30	3/8	10	11
13-0048000270LB	3/16	4.8	0.107	2.7	0.040	1.02	11	34	3/8	10	16
13-0064000410LB	1/4	6.4	0.160	4.1	0.045	1.14	10	30	1/2	13	25
13-0079000470LB	5/16	7.9	0.187	4.7	0.062	1.57	11	34	1/2	13	42
13-0095000640LB	3/8	9.5	0.250	6.4	0.062	1.57	9	27	1	25	51
13-0127000810LB	1/2	12.7	0.320	8.1	0.090	2.29	10	31	1 1/8	29	99
13-0143000950LB	9/16	14.3	0.375	9.5	0.094	2.39	9	27	2	51	118

Tolerance

Tube O.D Range	Tube O.D Tolerance
4 to 8 mm	+0.10 / -0.10
10 to 16 mm	+0.15 / -0.15

Packaging

Tube coil quantity (m)	Reel quantity (m)
50	100
100	
200	



Temperature Range: Continuous: -20°C to +70°C

SPATTER TUBES

Polyhose Proprietary Product

- Properties**
- Weld Spatter Resistant
 - Excellent Abrasion Resistant
 - Extreme Flexibility
 - Compact bend radius









Application Robotic welding application











Note: Also special sizes and colours are available on request

Technical Details

Metric size

Item Code								
	Outer cover OD mm	Inner Tube OD mm	Inner Tube ID mm	WT mm	WP bar	BP bar	BR/r mm	W g/m
14-0060000400GY	8.00	6.00	4.00	1.00	10	30	15	50
14-0080000500GY	10.00	8.00	5.00	1.50	11	33	20	78
14-0100000650GY	12.00	10.00	6.50	1.75	10	30	30	105
14-0120000800GY	14.00	12.00	8.00	2.00	9	36	35	137

Imperial size

Item Code													
	inch	mm	inch	mm	inch	mm	inch	mm	psi	psi	inch	mm	g/m
14-0040000240GY	0.236	6.00	5/32	4.00	0.094	2.40	0.031	0.80	176	528	3/8	10	31
14-0064000410GY	0.331	8.40	1/4	6.40	0.160	4.10	0.045	1.15	148	444	1/2	13	56
14-0095000640GY	0.453	11.50	3/8	9.50	0.250	6.40	0.062	1.55	147	441	7/8	22	95
14-0127000810GY	0.579	14.70	1/2	12.70	0.320	8.10	0.090	2.30	140	420	1 1/8	29	156

Tolerance

Tube O.D Range	Tube O.D Tolerance
4 to 8.4 mm	+0.1 / -0.1
9 to 15 mm	+0.15 / -0.15

Packaging

Tube coil quantity (m)	Reel quantity (m)
50	300
100	500
200	1000



Temperature Range: Continuous: -40°C to +70°C

PTFE TUBE

Polyhose Proprietary Product








KEY PROPERTIES OF PTFE:






- Polytetrafluoroethylene (P.T.F.E) has the lowest coefficient of friction of all polymers
- Useful in high temperature applications
- Very good chemical resistance to all common solvents, acids and bases
- PTFE is virtually unaffected by oxygen, ozone and UV light
- Excellent dielectric insulation properties
- The working temperature of PTFE is extremely broad, ranging from 260° C (500° F) to -270° C (-454° F)

Note: We also supply Convoluted tubes, Conductive PTFE Plain and PTFE Conductive Convoluted tubes kindly refer our part nomenclature before ordering. Also special sizes are available on request






Property		Specification	Unit	Value
General	Continuous service temperature	Maximum	° C ° F	260 500
	Chemical resistance		-	Excellent
	Specific gravity	D 792	-	2.15
Electrical	Dielectric constant	D 150 at 10 ³ Hz	-	2.1
		D 150 at 10 ⁶ Hz	-	2.1
	Dielectric dissipation factor	D 150 at 10 ³ Hz	-	0.0002
		D 150 at 10 ⁶ Hz	-	0.0002
	Dielectric strength (short term) 10 mils film	D 149	Volt / mil	>1 400
Volume resistivity	D 257	Ohm-cm	>10 ¹⁸	
Environmental	Water absorption	D 570	%	< 0.01
	Weather resistance	-	-	Excellent
	Oxygen index	D 2863	%	>95
	Flammability	UL 94	-	V-0
Mechanical	Tensile strength	D 1708, D 638	psi	3 500
	Elongation	D 1708, D 638	%	300
	Compressive strength	D 695	psi	3 500
	Impact strength	D 256 at +23°C	Ft-Lb / in	3.5
	Flexural Modulus	D 790 at +23°C	psi	90 000
	Tensile Modulus	D 638	psi	80 000
	Hardness	D 2240	-	D-60
Thermal	Melting point		° C ° F	327 620
		Thermal conductivity	C-177	BTU / hr / ft2 /°F. in
	Deflection temperature 66 psi	D 648	° C	122
		264 psi		55
	Deflection temperature 66 psi	D 648	° F	252
		264 psi		131

Metric size

Item Code					
	ID	OD	WT	BP	W
	mm	mm	mm	bar	g/m
18-0040000300NT	3.00	4.00	0.50	40	13
18-0045000300NT	3.00	4.50	0.75	56	21
18-0050000300NT	3.00	5.00	1.00	70	30
18-0045000350NT	3.50	4.50	0.50	35	15
18-0050000350NT	3.50	5.00	0.75	49	24
18-0055000350NT	3.50	5.50	1.00	62	34
18-0050000400NT	4.00	5.00	0.50	31	17
18-0055000400NT	4.00	5.50	0.75	44	27
18-0060000400NT	4.00	6.00	1.00	56	38
18-0070000400NT	4.00	7.00	1.50	76	63
18-0065000450NT	4.50	6.50	1.00	51	42
18-0060000500NT	5.00	6.00	0.50	25	21
18-0065000500NT	5.00	6.50	0.75	37	33
18-0070000500NT	5.00	7.00	1.00	47	46
18-0080000500NT	5.00	8.00	1.50	65	74
18-0090000500NT	5.00	9.00	2.00	80	106
18-0075000550NT	5.50	7.50	1.00	43	49
18-0070000600NT	6.00	7.00	0.50	22	25
18-0080000600NT	6.00	8.00	1.00	40	53
18-0090000600NT	6.00	9.00	1.50	56	85
18-0100000600NT	6.00	10.00	2.00	70	122
18-0080000650NT	6.50	8.00	0.75	29	41
18-0080000700NT	7.00	8.00	0.50	19	28
18-0090000700NT	7.00	9.00	1.00	35	61
18-0100000700NT	7.00	10.00	1.50	49	97
18-0095000750NT	7.50	9.50	1.00	33	65
18-0090000800NT	8.00	9.00	0.50	16	32
18-0095000800NT	8.00	9.50	0.75	24	50
18-0100000800NT	8.00	10.00	1.00	31	68
18-0120000800NT	8.00	12.00	2.00	56	152
18-0105000850NT	8.50	10.50	1.00	29	72
18-0100000900NT	9.00	10.00	0.50	15	36
18-0105000900NT	9.00	10.50	0.75	22	56
18-0110000900NT	9.00	11.00	1.00	28	76
18-0120000900NT	9.00	12.00	1.50	40	120
18-0110001000NT	10.00	11.00	0.50	13	40
18-0120001000NT	10.00	12.00	1.00	25	84
18-0130001000NT	10.00	13.00	1.50	37	131
18-0140001000NT	10.00	14.00	2.00	47	182
18-0150001000NT	10.00	15.00	2.50	56	237
18-0130001100NT	11.00	13.00	1.00	23	91
18-0140001200NT	12.00	14.00	1.00	22	99
18-0150001200NT	12.00	15.00	1.50	31	154
18-0160001200NT	12.00	16.00	2.00	40	213
18-0150001300NT	13.00	15.00	1.00	20	106
18-0160001300NT	13.00	16.00	1.50	29	165
18-0170001300NT	13.00	17.00	2.00	37	228
18-0160001400NT	14.00	16.00	1.00	19	114
18-0170001400NT	14.00	17.00	1.50	27	177
18-0180001400NT	14.00	18.00	2.00	35	243
18-0170001500NT	15.00	17.00	1.00	18	122
18-0180001500NT	15.00	18.00	1.50	25	188
18-0180001600NT	16.00	18.00	1.00	16	129
18-0190001600NT	16.00	19.00	1.50	24	199
18-0200001600NT	16.00	20.00	2.00	31	274
18-0195001650NT	16.50	19.50	1.50	23	205

Item Code					
	ID	OD	WT	BP	W
	mm	mm	mm	bar	g/m
18-0200001700NT	17.00	20.00	1.50	23	211
18-0200001800NT	18.00	20.00	1.00	15	144
18-0210001800NT	18.00	21.00	1.50	22	222
18-0220001800NT	18.00	22.00	2.00	28	304
18-0210001900NT	19.00	21.00	1.00	14	152
18-0220001900NT	19.00	22.00	1.50	20	234

Imperial Size

Item Code							
	inch	mm	inch	mm	inch	bar	g/m
18-0048000320NT	1/8	3.20	3/16	4.80	1/32	56	24
18-0064000320NT	1/8	3.20	1/4	6.40	1/16	93	58
18-0064000400NT	5/32	4.00	1/4	6.40	3/64	65	47
18-0064000480NT	3/16	4.80	1/4	6.40	1/32	40	34
18-0079000480NT	3/16	4.80	5/16	7.90	1/16	70	75
18-0079000640NT	1/4	6.40	5/16	7.90	1/32	31	41
18-0095000640NT	1/4	6.40	3/8	9.50	1/16	56	94
18-0127000640NT	1/4	6.40	1/2	12.70	1/8	93	229
18-0095000790NT	5/16	7.90	3/8	9.50	1/16	25	53
18-0111000950NT	3/8	9.50	7/16	11.10	1/32	21	63
18-0127000950NT	3/8	9.50	1/2	12.70	1/16	40	135
18-0127001110NT	7/16	11.10	1/2	12.70	1/32	19	72
18-0143001270NT	1/2	12.70	9/16	14.30	1/32	16	82
18-0159001270NT	1/2	12.70	5/8	15.90	1/16	31	174
18-0159001430NT	9/16	14.30	5/8	15.90	1/32	15	92
18-0175001590NT	5/8	15.90	11/16	17.50	1/32	13	102
18-0191001590NT	5/8	15.90	3/4	19.10	1/16	25	213
18-0191001750NT	11/16	17.50	3/4	19.10	1/32	12	111
18-0222301910NT	3/4	19.10	7/8	22.23	1/16	22	246

Note: We also supply Convuluted tubes , Conductive PTFE Plain and PTFE Conductive Convuluted tubes kindly refer our part nomenclature before ordering. Also special sizes are available on request

FEP (FLUORINATED ETHYLENE PROPYLENE) TUBING

Applicable Standard : Polyhose Proprietary Product









- Properties**
- General: Transparent, Low flammability, Anti sticking nature, High thermal stability, Low permeability, Weldable
 - Mechanical: Low coefficient of friction
 - Chemical: Resistance to virtually all chemicals
 - Weather: High UV stability
 - Electrical: Low dielectric constant

Application Oil and Gas, Medical engineering, Food and beverage industry, Automated Painting technology, Automotive, aerial and spatial techniques, Electrical engineering

Note: Also special sizes are available upon request

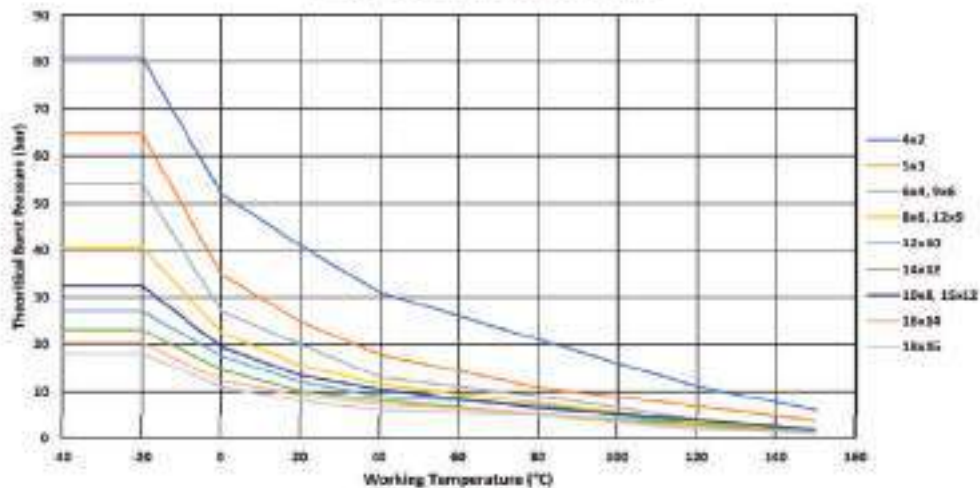
 **Temperature Range :** Continuous: -40°C to +205°C

Metric size Technical Details

Item Code	 OD	 ID	 WT	 BP	 BR/r	 W
	mm	mm	mm	bar	mm	g/m
17-0040000200NT	4	2	1	81	16	20
17-0050000300NT	5	3	1	64.8	25	27
17-0060000400NT	6	4	1	54	36	33.5
17-0080000600NT	8	6	1	40.5	64	46.5
17-0090000600NT	9	6	1.5	54	54	75
17-0100000800NT	10	8	1	32.4	100	60
17-0120000900NT	12	9	1.5	40.5	96	105
17-0120001000NT	12	10	1	27	144	73
17-0140001200NT	14	12	1	23.1	196	86.5
17-0150001200NT	15	12	1.5	32.4	150	135
17-0160001400NT	16	14	1	20.3	256	100
17-0180001600NT	18	16	1	18	324	113

4

Burst Pressure Characteristic Curve




Tolerance

Tube O.D Range	Tube O.D Tolerance
4 to 8 mm	+0.15 / -0.15
10 to 18 mm	+0.20 / -0.20

Tube coil quantity (m)
50
100

PH179 - R14

Applicable Standard: SAE J517 - 100R14



Construction

Inner tube Sintered tube of polytetrafluoroethylene (P.T.F.E)

Reinforcement Single braid of 304 series of stainless steel wire

Application P.T.F.E hose has an excellent temperature characteristics both in high and low temperature, Excellent chemical resistance, non contamination properties, low coefficient of friction and resists deterioration. Therefore the hose is used generally in applications where all or one of the above properties is the main criteria

Note: Double braided available for higher performance, please check our part # PH381


Item Code	Dash Size	WT	ID		OD		WP		BP		BR/r		W
			inch	mm	inch	mm	psi	bar	psi	bar	inch	mm	g/m
PH179-3	-3	1.00	1/8	3.35	0.252	6.4	3,260	225	13,040	900	1.6	40	65
PH179-4	-4	0.75	3/16	4.83	0.300	7.6	3,000	210	12,000	840	2.0	50	84
PH179-5	-5	0.65	1/4	6.48	0.380	9.7	3,000	210	12,000	840	3.0	75	121
PH179-6	-6	0.75	5/16	8.00	0.440	11.2	2,500	175	10,000	700	4.0	100	163
PH179-7	-7	0.75	3/8	9.65	0.495	12.6	2,400	165	9,600	660	5.0	125	170
PH179-8	-8	0.75	13/32	10.41	0.543	13.8	2,000	140	8,000	560	5.3	135	185
PH179-10	-10	0.75	1/2	12.83	0.650	16.5	1,750	120	7,000	480	6.5	165	234
PH179-12	-12	0.90	5/8	16.00	0.765	19.43	1,270	88	5,080	352	8.0	200	318
PH179-14	-14	0.90	3/4	19.18	0.900	22.9	1,100	75	4,400	300	9.1	230	395
PH179-16	-16	1.00	7/8	22.23	1.030	26.2	900	62	3,600	248	9.1	230	462
PH179-18	-18	1.05	1	25.53	1.148	29.15	900	62	3,600	248	11.8	300	528
PH179-20	-20	1.20	1.1/8	28.58	1.293	32.85	630	44	2,520	176	16.1	410	585



Temperature Range: Continuous: -54°C to +260°C

PH311- (ELECTRICAL CONDUCTIVE) - R14

Applicable Standard: SAE J517 - 100R14



Construction

Inner tube Sintered tube of polytetrafluoroethylene (P.T.F.E) (Electrical Conductive)

Reinforcement Single braid of 304 series of stainless steel wire

Application P.T.F.E hose has an excellent temperature characteristics both in high and low temperature, Excellent chemical resistance, non contamination properties, low coefficient of friction and resists deterioration. Therefore the hose is used generally in applications where all or one of the above properties is the main criteria

Note: Double braided available for higher performance, please check our part # PH383


Item Code	Dash Size	WT	ID		OD		WP		BP		BR/r		W
			inch	mm	inch	mm	psi	bar	psi	bar	inch	mm	g/m
PH311-3	-3	1.00	1/8	3.35	0.252	6.4	3,260	225	13,040	900	1.6	40	65
PH311-4	-4	0.75	3/16	4.83	0.300	7.6	3,000	210	12,000	840	2.0	50	84
PH311-5	-5	0.65	1/4	6.48	0.380	9.7	3,000	210	12,000	840	3.0	75	121
PH311-6	-6	0.75	5/16	8.00	0.440	11.2	2,500	175	10,000	700	4.0	100	163
PH311-7	-7	0.75	3/8	9.65	0.495	12.6	2,400	165	9,600	660	5.0	125	170
PH311-8	-8	0.75	13/32	10.41	0.543	13.8	2,000	140	8,000	560	5.3	135	185
PH311-10	-10	0.75	1/2	12.83	0.650	16.5	1,750	120	7,000	480	6.5	165	234
PH311-12	-12	0.90	5/8	16.00	0.780	19.43	88	5,080	352	8.0	200	318	
PH311-14	-14	0.90	3/4	19.18	0.900	22.9	1,100	75	4,400	300	9.1	230	395
PH311-16	-16	1.00	7/8	22.23	1.030	26.2	900	62	3,600	248	9.1	230	462
PH311-18	-18	1.05	1	25.53	1.148	29.15	900	62	3,600	248	11.8	300	528
PH311-20	-20	1.20	1.1/8	28.58	1.300	32.85	44	2,520	176	16.1	410	585	



Temperature Range: Continuous: -54°C to +260°C

PH313 - R14 INCREASED WALL

Applicable Standard: SAE J517 - 100R14



Construction

Inner tube Sintered tube of polytetrafluoroethylene (P.T.F.E)

Reinforcement Single braid of 304 series of stainless steel wire

Application P.T.F.E hose has an excellent temperature characteristics both in high and low temperature, Excellent chemical resistance, non contamination properties, low coefficient of friction and resists deterioration. Therefore the hose is used generally in applications where all or one of the above properties is the main criteria

Note : Available in electrical conductive version and our part # shall be PH314


Item Code	Dash Size	WT	ID		OD		WP		BP		BR/r		W
			inch	mm	inch	mm	psi	bar	psi	bar	inch	mm	g/m
PH313-5	-5	1.00	1/4	6.4	0.380	9.7	2,610	180	10,440	720	3.7	95	127
PH313-7	-7	1.00	3/8	9.5	0.505	12.8	2,400	165	9,600	660	6.3	160	177
PH313-10	-10	1.00	1/2	12.7	0.645	16.4	1,750	120	7,000	480	8.3	210	245
PH313-12	-12	1.10	5/8	16.0	0.790	20.1	1,270	88	5,080	352	10.6	270	332
PH313-14	-14	1.10	3/4	19.0	0.925	23.5	1,000	70	4,000	280	11.8	300	412



Temperature Range: Continuous: -54°C to +260°C

PH381 - R14 2W

Applicable Standard: Exceeds SAE J517 - 100R14 pressure requirements



Construction

Inner tube Sintered tube of polytetrafluoroethylene (P.T.F.E)

Reinforcement Double braids of 304 series of stainless steel wire

Application P.T.F.E hose has an excellent temperature characteristics both in high and low temperature, Excellent chemical resistance, non contamination properties, low coefficient of friction and resists deterioration. Therefore the hose is used generally in applications where all or one of the above properties is the main criteria


Item Code	Dash Size	WT	ID		OD		WP		BP		BR/r		W
			inch	mm	inch	mm	psi	bar	psi	bar	inch	mm	g/m
PH381-3	-3	1.00	1/8	3.0	0.300	7.6	4,495	310	17,980	1,240	2.0	50	140
PH381-4	-4	0.75	3/16	4.8	0.360	9.1	3,770	260	15,080	1,040	2.6	65	187
PH381-5	-5	0.65	1/4	6.4	0.410	10.4	3,600	250	14,400	1,000	3.8	95	225
PH381-6	-6	0.75	5/16	8.0	0.510	13.0	3,500	245	14,000	980	5.0	125	287
PH381-7	-7	0.75	3/8	9.5	0.565	14.4	3,330	230	13,320	920	6.4	160	336
PH381-8	-8	0.75	13/32	10.5	0.595	15.1	2,750	190	11,000	760	7.0	175	395
PH381-10	-10	0.75	1/2	12.7	0.700	17.8	2,300	160	9,200	640	8.4	210	444
PH381-12	-12	0.90	5/8	16.0	0.855	21.7	1,600	110	6,400	440	10.8	270	583
PH381-14	-14	0.90	3/4	19.0	0.970	24.6	1,380	95	5,520	380	12.0	300	742
PH381-16	-16	1.00	7/8	22.2	1.090	27.7	1,160	80	4,650	320	12.4	310	810
PH381-18	-18	1.05	1	25.4	1.220	31.0	1,080	75	4,320	300	16.8	420	920
PH381-20	-20	1.20	1.1/8	29.0	1.400	35.6	870	60	3,480	240	22.0	550	990



Temperature Range: Continuous: -54°C to +260°C

PH382 - PTFE GAS HOSE

Polyhose Proprietary Product



Construction

Inner tube Special quality of Sintered tube of polytetrafluoroethylene (P.T.F.E)

Reinforcement Double braids of 304 series of stainless steel wire

Application P.T.F.E hose has an excellent temperature characteristics both in high and low temperature. Excellent chemical resistance, non contamination properties, low coefficient of friction and resists deterioration. Therefore the hose is used generally in applications where all or one of the above properties is the main criteria Transport of cryogenic gases at high pressures


Item Code	Dash Size	WT	ID		OD		WP		BP		BR/r		W
			inch	mm	inch	mm	psi	bar	psi	bar	inch	mm	g/m
PH382-04	-4	1.00	1/4	6.4	0.470	11.9	5,300	365	15,900	1,095	1.6	40	236
PH382-05	-5	1.00	5/16	8.0	0.540	13.7	4,560	315	13,680	945	1.8	45	301
PH382-06	-6	1.00	3/8	9.5	0.580	14.7	4,350	300	13,050	900	2.6	65	353
PH382-08	-8	1.00	1/2	12.7	0.730	18.5	3,840	265	11,520	795	3.0	75	466
PH382-10	-10	1.10	5/8	16.0	0.880	22.4	3,400	235	10,200	705	4.5	115	612
PH382-12	-12	1.25	3/4	19.0	1.030	26.2	2,900	200	8,700	600	9.4	240	779
PH382-16	-16	1.40	1	25.4	1.260	32.0	2,200	150	6,600	450	12.6	320	966



Temperature Range: Continuous: -54°C to +204°C

PH370 - PTFE - CONVOLUTED HOSE

Polyhose Proprietary Product



Construction

Inner tube Helically convoluted sintered tube of polytetrafluoroethylene (P.T.F.E)

Reinforcement Single braid of 304/316 series of stainless steel wire

Application P.T.F.E hose has an excellent temperature characteristics both in high and low temperature. Excellent chemical resistance, non contamination properties, low coefficient of friction and resists deterioration. Therefore the hose is used generally in applications where all or one of the above properties is the main criteria in automotive, chemical, pharmaceutical & food processing, plastic & rubber molding machines. Also for some applications the tube can also be made conductive to dissipate electro-static charges

Note: Working and burst pressure are at 20°C Temperature

Item Code	Dash Size	WT	ID		OD		WP		BP		BR/r		W
			inch	mm	inch	mm	psi	bar	psi	bar	inch	mm	g/m
PH370-04	-4	0.75	1/4	6.60	0.410	10.4	2,500	175	10,000	700	0.8	20	149
PH370-05	-5	0.75	5/16	8.18	0.490	12.4	2,300	160	9,200	640	0.8	20	170
PH370-06	-6	0.75	3/8	9.65	0.540	13.7	1,740	120	6,960	480	0.8	20	182
PH370-08	-8	0.75	1/2	12.83	0.725	18.4	1,595	110	6,380	440	1.0	25	289
PH370-10	-10	0.80	5/8	16.00	0.827	21.0	1,450	100	5,800	400	2.0	50	349
PH370-12	-12	0.90	3/4	19.18	1.020	25.9	1,160	80	4,640	320	2.6	65	494
PH370-14	-14	1.00	7/8	22.23	1.170	29.7	870	60	3,480	240	3.1	80	565
PH370-16	-16	1.00	1	25.53	1.331	33.8	800	55	3,200	220	3.6	90	677
PH370-20	-20	1.00	1.1/4	31.88	1.680	42.7	665	45	2,660	180	4.4	110	891
PH370-24	-24	1.00	1.1/2	38.23	1.890	48.0	510	35	2,040	140	6.0	150	959
PH370-32	-32	1.10	2	50.93	2.420	61.5	365	25	1,460	100	8.0	200	1309
PH370-48	-48	1.30	3	76.00	3.504	89.0	236	16	945	65	12.2	310	1550



Temperature Range: Continuous: -54°C to +260°C

PH371 - PTFE - ELECTRICAL CONDUCTIVE CONVOLUTED HOSE

Polyhose Proprietary Product



Construction

Inner tube Helically convoluted sintered tube of polytetrafluoroethylene (P.T.F.E) (Electrical Conductive)

Reinforcement Single braid of 304/316 series of stainless steel wire

Application P.T.F.E hose has an excellent temperature characteristics both in high and low temperature. Excellent chemical resistance, non contamination properties, low coefficient of friction and resists deterioration. Therefore the hose is used generally in applications where all or one of the above properties is the main criteria in automotive, chemical, pharmaceutical & food processing, plastic & rubber molding machines. Also for some applications the tube can also be made conductive to dissipate electro -static charges

Item Code	Dash Size	WT	ID		OD		WP		BP		BR/r		W
			inch	mm	inch	mm	psi	bar	psi	bar	inch	mm	g/m
PH371-04	-4	0.75	1/4	6.60	0.410	10.4	2,500	175	10,000	700	0.8	20	149
PH371-05	-5	0.75	5/16	8.18	0.490	12.4	2,300	160	9,200	640	0.8	20	170
PH371-06	-6	0.75	3/8	9.65	0.540	13.7	1,740	120	6,960	480	0.8	20	182
PH371-08	-8	0.75	1/2	12.83	0.725	18.4	1,595	110	6,380	440	1.0	25	289
PH371-10	-10	0.80	5/8	16.00	0.827	21.0	1,450	100	5,800	400	2.0	50	349
PH371-12	-12	0.90	3/4	19.18	1.020	25.9	1,160	80	4,640	320	2.6	65	494
PH371-14	-14	1.00	7/8	22.23	1.170	29.7	870	60	3,480	240	3.1	80	565
PH371-16	-16	1.00	1	25.53	1.331	33.8	800	55	3,200	220	3.6	90	677
PH371-20	-20	1.00	1.1/4	31.88	1.680	42.7	665	45	2,660	180	4.4	110	891
PH371-24	-24	1.00	1.1/2	38.23	1.890	48.0	510	35	2,040	140	6.0	150	959
PH371-32	-32	1.10	2	50.93	2.420	61.5	365	25	1,460	100	8.0	200	1309
PH371-48	-48	1.30	3	76.00	3.504	89.0	235	16	945	65	12.2	310	1309



Temperature Range: Continuous: -54°C to +260°C

5

PH782 - CONVOLUTED PTFE HOSE WITH HELIX WIRE AND STAINLESS STEEL STANDARD WALL

Polyhose Proprietary Product



Construction

Inner tube Helically convoluted sintered tube of polytetrafluoroethylene (P.T.F.E) External AISI 304 Wire Support

Reinforcement Single braid of 304 of stainless steel wire

Application High temperature steam lines. Very high vacuum lines

Note: Available in medium wall version and our part # shall be PH792

Item Code	Dash Size	WT	ID		OD		WP		V	BP		BR/r		W
			inch	mm	inch	mm	psi	bar	mbar	psi	bar	inch	mm	g/m
PH782-06	-6	0.75	3/8	9.65	0.590	15.0	1,305	90	899	5,220	360	1.4	35	208
PH782-08	-8	0.75	1/2	12.83	0.770	19.6	1,160	80	899	4,640	320	1.6	40	329
PH782-10	-10	0.80	5/8	16.00	0.857	21.8	1,088	75	899	4,350	300	1.8	45	423
PH782-12	-12	0.90	3/4	19.18	1.080	27.4	870	60	899	4,205	290	2.2	55	548
PH782-16	-16	1.00	1	25.53	1.370	34.8	580	40	899	3,045	210	2.4	60	703
PH782-20	-20	1.00	1.1/4	32.00	1.730	43.9	580	40	899	3,045	210	3.1	80	911
PH782-24	-24	1.00	1.1/2	38.50	1.940	49.3	508	35	899	2,538	175	3.9	100	1311
PH782-32	-32	1.10	2	51.00	2.470	62.7	363	25	899	1,958	135	4.9	125	1655



Temperature Range: Continuous: -54°C to +260°C

PH783 - CONVOLUTED PTFE HOSE WITH HELIX WIRE AND POLYPROPYLENE YARN STANDARD WALL

Polyhose Proprietary Product



Construction

Inner tube Helically convoluted sintered tube of polytetrafluoroethylene (P.T.F.E)
External AISI 304 Wire Support

Reinforcement Single braid of polypropylene yarn

Application High temperature lines where vibrations and frequent handling are involved

Other options
PH783 : Medium wall version
PH784 : PVDF yarn braid
PH794 : PVDF yarn braid & medium wall version

Item Code	Dash Size	WT	ID		OD		WP		V	BP		BR/r		W
			inch	mm	inch	mm	psi	bar	mbar	psi	bar	inch	mm	g/m
PH783-08	-8	0.75	1/2	12.70	0.866	22.0	290	20	899	1,160	80	1.3	32	361
PH783-10	-10	0.80	5/8	15.88	1.063	27.0	218	15	899	870	60	1.6	40	426
PH783-12	-12	0.90	3/4	19.05	1.252	31.8	218	15	899	870	60	2.0	50	548
PH783-16	-16	1.00	1	25.40	1.472	37.4	218	15	899	870	60	2.4	60	599
PH783-20	-20	1.00	1.1/4	31.75	1.776	45.1	145	10	899	580	40	3.1	80	830
PH783-24	-24	1.00	1.1/2	38.10	1.988	50.5	145	10	899	580	40	3.9	100	1162
PH783-32	-32	1.10	2	50.80	2.500	63.5	145	10	899	580	40	4.9	125	1433



Temperature Range: Continuous: -54°C to +180°C

PH785 - CONVOLUTED PTFE HOSE WITH POLYPROPYLENE YARN - STANDARD WALL

Polyhose Proprietary Product



Construction

Inner tube Helically convoluted sintered tube of polytetrafluoroethylene (P.T.F.E)

Reinforcement Single braid of polypropylene yarn

Application High temperature lines where vibrations and frequent handling are involved. Reduced weight makes it suitable for easy handling

Other options
PH795 : Medium wall version
PH786 : PVDF yarn braid
PH796 : PVDF yarn braid & medium wall version


Item Code	Dash Size	WT	ID		OD		WP		V	BP		BR/r		W
			inch	mm	inch	mm	psi	bar	mbar	psi	bar	inch	mm	g/m
PH785-08	-8	0.75	1/2	12.70	0.866	22.0	290	20	899	1,160	80	1.6	40	321
PH785-10	-10	0.80	5/8	15.88	1.063	27.0	218	15	899	870	60	2.0	50	356
PH785-12	-12	0.90	3/4	19.05	1.252	31.8	218	15	899	870	60	2.2	55	473
PH785-16	-16	1.00	1	25.40	1.472	37.4	218	15	899	870	60	2.6	65	519
PH785-20	-20	1.00	1.1/4	31.75	1.776	45.1	145	10	899	580	40	4.1	105	715
PH785-24	-24	1.00	1.1/2	38.10	1.988	50.5	145	10	899	580	40	4.9	125	767
PH785-32	-32	1.10	2	50.80	2.500	63.5	145	10	899	580	40	5.9	150	988



Temperature Range: Continuous: -54°C to +180°C

PH775 - GAS HOSE - ARAMID

Polyhose Proprietary Product



Construction

Inner tube Sintered tube of polytetrafluoroethylene (P.T.F.E)

Reinforcement One or more braids of aramid fiber with one braid of 304 stainless steel wire. Thicker wall in PTFE core guarantees minimum diffusion and making ideal for gas applications


Application Very high pressure gas lines

Item Code	Dash Size	WT	ID		OD		WP		BP		BR/r		W
			inch	mm	inch	mm	psi	bar	psi	bar	inch	mm	g/m
PH775-04	-4	1.00	1/4	6.35	0.485	12.3	6,018	415	24,070	1,660	2.0	51	205
PH775-06	-6	1.00	3/8	9.65	0.620	15.7	5,075	350	20,300	1,400	2.8	70	252

Temperature Range: Continuous: -54°C to +260°C

PH776 - GAS HOSE - 1W

Polyhose Proprietary Product



Construction

Inner tube Sintered tube of polytetrafluoroethylene (P.T.F.E)

Reinforcement Single braid of 304 Stainless steel wire. Thicker wall in PTFE core guarantees minimum diffusion and making ideal for gas applications

Application High pressure gas lines like gas cylinders, breathing apparatus and aerosol charging lines.

Item Code	Dash Size	WT	ID		OD		WP		BP		BR/r		W
			inch	mm	inch	mm	psi	bar	psi	bar	inch	mm	g/m
PH776-02	-2	1.00	1/8	3.35	0.255	6.5	3379	233	13,514	932	1.5	38	65
PH776-03	-3	1.00	3/16	4.83	0.340	8.6	3002	207	11,992	827	2.0	51	90
PH776-04	-4	1.00	1/4	6.35	0.390	9.9	2755	190	11,020	760	2.5	64	140
PH776-05	-5	1.00	5/16	8.03	0.470	11.9	2465	170	9,860	680	3.0	76	168
PH776-06	-6	1.00	3/8	9.65	0.520	13.2	2248	155	8,990	620	3.5	89	200
PH776-07	-7	1.00	13/32	10.36	0.620	15.7	2030	140	8,120	560	4.0	102	210
PH776-08	-8	1.00	1/2	12.70	0.660	16.8	1813	125	7,250	500	5.1	130	265

Temperature Range: Continuous: -54°C to +260°C

PH777 - BRAKE FLUID HOSE

Polyhose Proprietary Product



Construction

Inner tube Sintered tube of polytetrafluoroethylene (P.T.F.E)

Reinforcement Single braid of 304 series of stainless steel wire

Cover PVC / PU (Polyurethane) neon green

Application For braking systems in mountain bikes and motorcycles

Note: Special colours available on request

em Code	Dash Size	WT	ID		OD		WP		BP		BR/r		W
			inch	mm	inch	mm	psi	bar	psi	bar	inch	mm	g/m
PH777-02	-2	0.80	1/8	3.50	0.287	7.3	4655	321	14,007	966	1.5	38	93
PH777-03	-3	0.76	3/16	4.90	0.345	8.8	4000	276	12,006	828	2.0	51	122
PH777-04	-4	0.76	1/4	6.35	0.392	10.0	2973	205	8,918	615	2.8	70	164

Temperature Range: Continuous: -54°C to +260°C

PH778 - NITROGEN GAS HOSE

Polyhose Proprietary Product



Construction

- Inner tube** Sintered tube of polytetrafluoroethylene (P.T.F.E)
- Reinforcement** Double braids of 316L Stainless steel wire
- Cover** Neoprene, Black
- Application** Off shore nitrogen gas transfer lines

Note: Special colours available on request

Item Code	Dash Size	WT	ID		OD		WP		BP		BR/r		W
			inch	mm	inch	mm	psi	bar	psi	bar	inch	mm	g/m
PH778-04	-4	1.00	1/4	6.35	0.535	13.6	5293	365	15,878	1095	2.6	65	310
PH778-06	-6	1.00	3/8	9.65	0.645	16.4	4133	285	12,398	855	3.5	90	401
PH778-08	-8	1.10	1/2	12.70	0.790	20.1	3480	240	10,440	720	5.1	130	522
PH778-10	-10	1.20	5/8	15.88	0.950	24.1	3045	210	9,135	630	6.9	175	687
PH778-12	-12	1.20	3/4	19.05	1.120	28.4	2610	180	7,830	540	7.9	200	885
PH778-16	-16	1.25	1	25.40	1.320	33.5	1958	135	5,873	405	9.8	250	1042

Temperature Range: Continuous: -54°C to +260°C

PH765 - MEDIUM PRESSURE FLUORO-COMP HOSE

Applicable Standard: Polyhose proprietary product



Construction

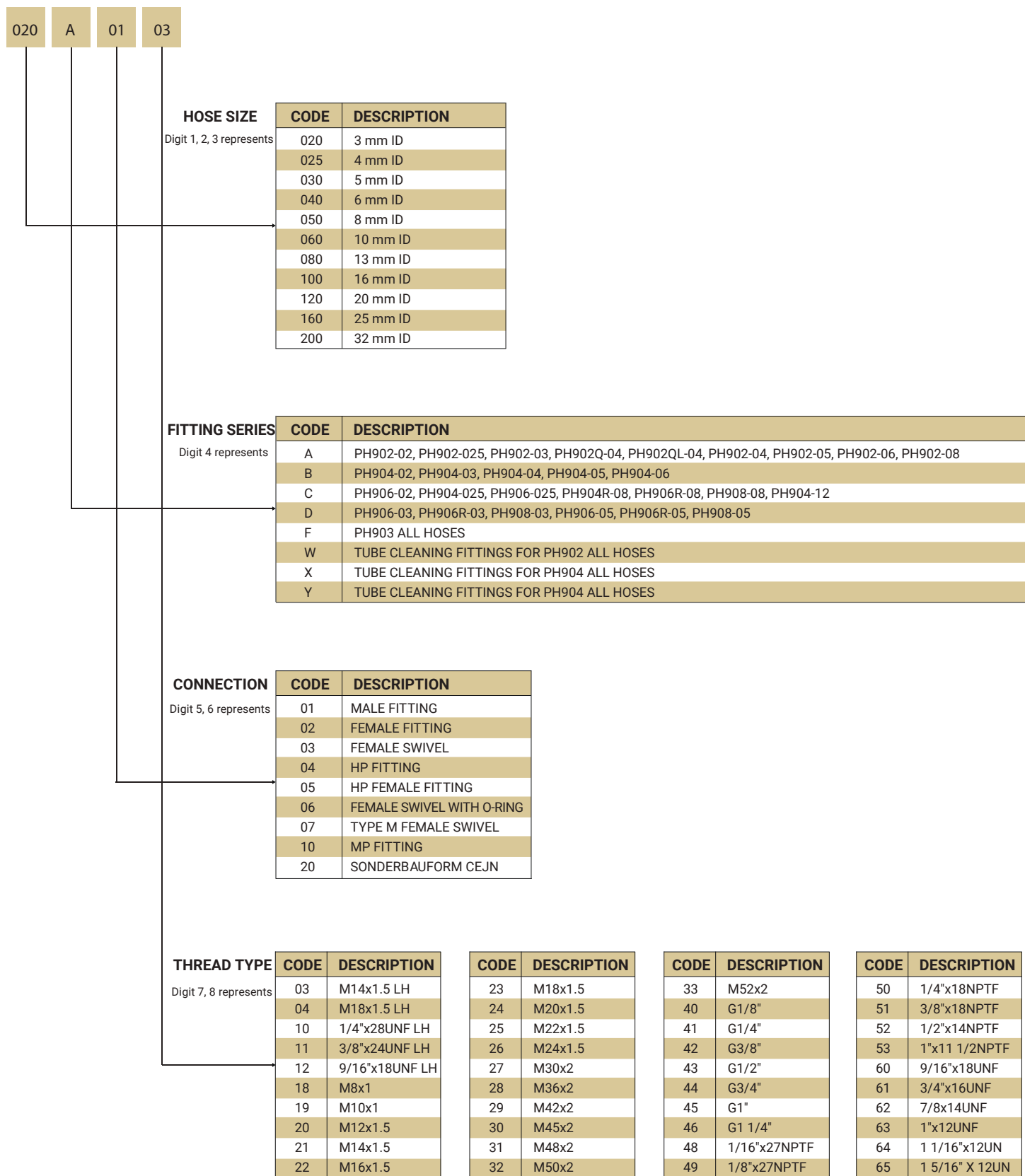
- Inner tube** Polytetrafluoroethylene (PTFE) - Conductive
- Reinforcement** One or two braids of Fiber Glass Yarn
- Application** P.T.F.E hose has an excellent temperature characteristics both in high and low temperature, Excellent chemical resistance, non contamination properties, low coefficient of friction and resists deterioration. Combination of the fiberglass outer braid and PTFE liner, make the hose essentially non-flammable. Ultimate fuel compatibility and Formable.

Note: Special colours available on request

Item Code	ID		OD		WP		BP		BR/r		W
	inch	mm	inch	mm	psi	bar	psi	bar	inch	mm	g/m
PH765-04	1/4	6.40	0.428	10.87	800	54.0	3,200	216	70	8.5	115.0
PH765-05	5/16	8.00	0.499	12.68	800	54.0	3,200	216	76	8.5	130.0
PH765-06	3/8	9.53	0.605	15.37	800	54.0	3,200	216	83	8.5	165.0
PH765-07	7/16	10.90	0.663	16.84	800	54.0	3,200	216	96	8.5	175.0
PH765-08	1/2	13.00	0.769	19.53	800	54.0	3,200	216	134	8.5	185.0

Temperature Range: Continuous: -54°C to +260°C

UHP HOSE FITTING CODIFICATION



PH902 - 2 SPIRALS OF HIGH TENSILE STEEL WIRE

Polyhose Proprietary Product

Construction

Inner tube I.D 3mm - 8mm Polyoxymethylene (POM)
I.D 10mm - 25mm Polyamide (PA)

Reinforcement 2 Spirals of high tensile steel wire

Cover Polyamide (PA) - Green

Application Water blast: Heat exchanger tube cleaning

Hydraulics: Pressure test equipment (valves, tooling and control panels), hydraulic tools (instrumentation packages for gauges, control of service equipment, hydraulic jacks, hydraulic tools)



Item Code	DN	ID		OD	WP		BP		BR/r	W
		inch	mm	mm	psi	bar	psi	bar	mm	g/m
PH902-02	3	1/8	3.4	6.9	14,500	1,000	36,250	2,500	60	72
PH902-025	4	5/32	4.0	8.0	17,400	1,200	43,500	3,000	75	110
PH902-03	5	3/16	5.0	9.4	15,080	1,040	37,700	2,600	95	125
PH902-04	6	1/4	6.3	11.5	14,500	1,000	36,250	2,500	110	175
PH902-05	8	5/16	8.1	13.3	13,050	900	32,625	2,250	130	200
PH902-06	10	3/8	10.1	15.5	10,005	690	25,010	1,725	160	280
PH902-08	12	1/2	12.9	19.3	10,005	690	25,010	1,725	200	435
PH902-12	20	3/4	19.0	26.2	7,540	520	18,850	1,300	240	750
PH902-16	25	1	24.8	33.5	6,380	440	15,950	1,100	300	950



Temperature Range: Continuous: -30°C to +60°C

Note : Production related variations of Burst Pressure of upto 10% possible. Indicated working pressure refers to hose only. Depending on the end connectors used, the permitted working pressure of hose assembly may be less

PH902P - 2 SPIRALS OF HIGH TENSILE STEEL WIRE, 1 BRAID OF STEEL WIRE

Polyhose Proprietary Product

Construction

Inner tube Polyamide (PA)

Reinforcement 2 Spirals of high-tensile steel wire ,1 braid of steel wire

Cover Polyurethane (PUR) - Black

Application Hydraulics: Hydraulic tools (instrumentation packages for gauges, control of service equipment, hydraulic jacks, hydraulic tools)

Oil and Gas: Grease injection, control of subsea hydraulic components



Item Code	DN	ID		OD	WP		BP		BR/r	W
		inch	mm	mm	psi	bar	psi	bar	mm	g/m
PH902P-025	4	5/32	4.0	9.8	17,400	1,200	43,500	3,000	65	185
PH902P-04	6	1/4	6.2	12.9	16,240	1,120	40,600	2,800	95	300



Temperature Range: Continuous: -30°C to +60°C

Note : Production related variations of Burst Pressure of upto 10% possible. Indicated working pressure refers to hose only. Depending on the end connectors used, the permitted working pressure of hose assembly may be less

PH902Q / PH902QL / PH902QZ- 4 SPIRALS OF HIGH TENSILE STEEL WIRE, 2 DENSE AND 2 OPEN LAYERS

Polyhose Proprietary Product

Construction

Inner tube Polyamide (PA)

Reinforcement 4 Spirals of high-tensile steel wire, 2 dense and 2 open layers

Cover Polyurethane (PUR) -for PH902Q & PH902QL- Black Colour and for PH902QZ - Silver colour

Application Water Blast: Heat exchanger tube cleaning

Hydraulics: Pressure test equipment (valves, tooling and control panels), hydraulic tools (instrumentation packages for gauges, control of service equipment, hydraulic jacks, hydraulic tools)

Oil and Gas: Grease injection, control of subsea hydraulic components



Item Code	DN	ID		OD	WP		BP		BR/r	W
		inch	mm	mm	psi	bar	psi	bar	mm	g/m
PH902Q-025	4	5/32	4.0	9.8	20,300	1,400	50,750	3,500	65	160
PH902Q-04	6	1/4	6.0	12.0	18,560	1,280	46,400	3,200	95	230
PH902Q-05	8	5/16	8.0	14.3	15,080	1,040	37,700	2,600	110	314
PH902Q-06	10	3/8	10.0	17.2	15,950	1,100	40,020	2,760	125	430
PH902Q-08	12	1/2	12.8	20.8	15,080	1,040	37,700	2,600	150	590
PH902Q-12	20	3/4	18.8	29.5	11,020	760	27,550	1,900	220	1160
PH902Q-16	25	1	25.0	35.6	9,280	640	23,200	1,600	280	1490
PH902QL-04	6	1/4	5.9	12.0	17,400	1200	43,500	3,000	80	240
PH902QZ-05	8	5/16	8.0	16.0	15,080	1040	37,700	2,600	110	400
PH902QZ-08	12	1/2	12.8	22.2	15,080	1040	37,700	2,600	150	600



Temperature Range: Continuous: -30°C to +60°C

Note : Production related variations of Burst Pressure of upto 10% possible. Indicated working pressure refers to hose only. Depending on the end connectors used, the permitted working pressure of hose assembly may be less

PH903 - 2 SPIRALS OF HIGH TENSILE STEEL WIRE, 1 BRAID OF G.I STEEL WIRE

Polyhose Proprietary Product

Construction

Inner tube Polytetrafluoroethylene (PTFE)

Reinforcement 2 Spirals of high-tensile steel wire ,1 braid of G.I steel wire

Safety factors up to 50 °C - 1,0 / up to 100°C - 0,95 / up to 150°C - 0,9 / up to 200°C - 0,83

for higher temperatures

Application Automotive: Hot Melt Adhesives / Hot Glue Dispensing, Injection Molding, Chemical Transfer / Paint Transfer, Robotic Systems, Compressed Gas



Item Code	DN	ID		OD	WP		BP		BR/r	W
		inch	mm	mm	psi	bar	psi	bar	mm	g/m
PH903-04	6	1/4	6.2	11.2	7,250	500	29,000	2,000	60	270
PH903-05	8	5/16	8.0	13.4	6,880	475	27,500	1,900	85	345
PH903-06	10	3/8	10.0	15.7	6,525	450	26,100	1,800	110	500
PH903-08	12	1/2	12.2	18.8	6,520	450	26,100	1,800	150	600
PH903-10	16	5/8	15.1	21.6	5,800	400	23,200	1,600	175	700
PH903-12	20	3/4	20.2	27.5	4,350	300	17,400	1,200	200	1055
PH903-16	25	1	24.2	31.4	3,980	275	15,950	1,100	240	1205
PH903-20	32	1 1/4	32.0	39.0	3,620	250	14,500	1,000	280	1600



Temperature Range: Continuous: -70°C to +200°C

Note : Production related variations of Burst Pressure of upto 10% possible. Indicated working pressure refers to hose only. Depending on the end connectors used, the permitted working pressure of hose assembly may be less

Important Information!

PH903 series hoses are intended for being used as basic hoses for heating hose systems. They do not have an outer cover and the wires are not protected against corrosion. It is not allowed to use these hoses in a "normal" hose assembly without taking the right steps to prevent the corrosion of the wires because there exists the risk of injury as well as the possibility of the failure of the hose assembly.

PH903 series hoses are available as a special execution with a plastic outer cover. For further information, please contact our Polyhose sales personnel

PH904 - 4 SPIRALS OF HIGH TENSILE STEEL WIRE

Polyhose Proprietary Product



Construction

Inner tube I.D 3mm - 10mm Polyoxymethylene (POM)
I.D 13mm - 25mm Polyamide (PA)

Reinforcement 4 Spirals of high tensile steel wire

Cover Polyamide (PA) - Grey

Application Waterblast: Heat exchanger tube cleaning

Hydraulics: Bolt tensioning, pressure test equipment (valves, tooling and control panels), hydraulic tools (instrumentation packages for gauges, control of service equipment, hydraulic jacks, hydraulic tools)

Oil and Gas: Grease injection, chemical injection, control of subsea hydraulic components, nitrogen service, gaseous media handling

Item Code	DN	ID		OD	WP		BP		BR/r	W
		inch	mm	mm	psi	bar	psi	bar	mm	g/m
PH904-02	3	1/8	3.4	8.0	29,000	2,000	72,500	5,000	110	135
PH904-025	4	5/32	4.0	10.3	31,900	2,200	79,750	5,500	130	234
PH904-03	5	3/16	5.0	11.2	26,100	1,800	65,250	4,500	150	260
PH904-04	6	1/4	6.3	12.6	21,750	1,500	54,370	3,750	180	295
PH904-05	8	5/16	8.0	14.6	21,750	1,500	54,370	3,750	200	390
PH904-06	10	3/8	9.9	18.4	21,750	1,500	54,370	3,750	200	690
PH904-08	12	1/2	12.8	21.4	18,850	1,300	47,125	3,250	200	800
PH904-10	16	5/8	16.0	25.5	15,080	1,040	37,700	2,600	250	1002
PH904-12	20	3/4	18.8	28.8	15,080	1,040	37,700	2,600	250	1350
PH904-16	25	1	24.8	36.3	13,050	900	32,625	2,250	300	1715



Temperature Range: Continuous: -30°C to +60°C

Note : Production related variations of Burst Pressure of upto 10% possible. Indicated working pressure refers to hose only. Depending on the end connectors used, the permitted working pressure of hose assembly may be less

PH904R - 4 SPIRALS OF HIGH TENSILE STEEL WIRE

Polyhose Proprietary Product



Construction

Inner tube Polyamide (PA)

Reinforcement 4 Spirals of high tensile steel wire

Cover Polyamide (PA) - Red

Application Waterblast: Heat exchanger tube cleaning, surface preparation (Concrete removal, surface cleaning of buildings, paint removal), tank and vessel cleaning, ultra high pressure waterjet cutting and hydro demolition (cutting and demolition of armoured concrete, pipelines, paper or steel)

Hydraulics: Pressure test equipment (valves, tooling and control panels), hydraulic tools (instrumentation packages for gauges, control of service equipment, hydraulic jacks, hydraulic tools)

Oil and Gas: Grease injection, chemical injection, control of subsea hydraulic components, nitrogen service, gaseous media handling

Item Code	DN	ID		OD	WP		BP		BR/r	W
		inch	mm	mm	psi	bar	psi	bar	mm	g/m
PH904R-08	12	1/2	12.8	22	20,300	1,400	50,750	3,500	200	900



Temperature Range: Continuous: -30°C to +60°C

Note : Production related variations of Burst Pressure of upto 10% possible. Indicated working pressure refers to hose only. Depending on the end connectors used, the permitted working pressure of hose assembly may be less

PH906 - 6 SPIRALS OF HIGH TENSILE STEEL WIRE

Polyhose Proprietary Product



Construction

Inner tube I.D 3mm to 10mm Polyoxymethylene (POM)
I.D 13mm to 25mm Polyamide (PA)

Reinforcement 6 Spirals of high tensile steel wire

Cover Polyamide (PA) - Dark Blue

Application Water blast: Surface preparation (Concrete removal, surface cleaning of buildings, paint removal), tank and vessel cleaning, ultra high-pressure waterjet cutting and hydro demolition (cutting and demolition of armoured concrete, pipelines, paper or steel)
Hydraulics: Hydraulic tools (instrumentation packages for gauges, control of service equipment, hydraulic jacks, hydraulic tools)

Item Code	DN	ID		OD	WP		BP		BR/r	W
		inch	mm	mm	psi	bar	psi	bar	mm	g/m
PH906-02	3	1/8	3.0	9.1	40,600	2,800	101,500	7,000	150	222
PH906-025	4	5/32	4.0	11.5	40,600	2,800	101,500	7,000	175	365
PH906-03	5	3/16	4.8	13.2	36,250	2,500	90,625	6,250	200	450
PH906-05	8	5/16	8.0	16.4	30,450	2,100	76,125	5,250	250	640
PH906-06	10	3/8	9.8	20.4	27,840	1,920	69,600	4,800	250	1000
PH906-08	12	1/2	12.8	23.4	26,100	1,800	65,250	4,500	300	1160
PH906-10	16	5/8	15.9	27.7	22,040	1,520	55,100	3,800	320	1480
PH906-12	20	3/4	18.8	32.8	20,300	1,400	50,750	3,500	350	2170
PH906-16	25	1	24.8	39.8	20,300	1,400	43,500	3,000	600	2800



Temperature Range: Continuous: -30°C to +60°C

Note : Production related variations of Burst Pressure of upto 10% possible. Indicated working pressure refers to hose only. Depending on the end connectors used, the permitted working pressure of hose assembly may be less

6

PH906R - 6 SPIRALS OF HIGH TENSILE STEEL WIRE

Polyhose Proprietary Product



Construction

Inner tube Polyoxymethylene (POM)

Reinforcement 6 Spirals of high tensile steel wire

Cover Polyamide (PA) - Red

Application Water blast: Heat exchanger tube cleaning, surface preparation (concrete removal, surface cleaning of the buildings, paint removal), tank and vessel cleaning, ultra high-pressure water jet cutting and hydro demolition (cutting and demolition of armoured concrete, pipelines, paper or steel)
Hydraulics: Bolt tensioning, pressure test equipment (valves, tooling and control panels), hydraulic tools (instrumentation packages for gauges, control of service equipment, hydraulic jacks, hydraulic tools)
Oil and Gas: Grease injection, nitrogen service

Item Code	DN	ID		OD	WP		BP		BR/r	W
		inch	mm	mm	psi	bar	psi	bar	mm	g/m
PH906R-03	5	3/16	4.6	14.4	40,600	2,800	101,500	7,000	220	600
PH906R-04	6	1/4	5.9	16.4	40,600	2,800	101,500	7,000	250	800
PH906R-05	8	5/16	7.7	18.8	36,250	2,500	90,625	6,250	260	950
PH906R-08	12	1/2	12.7	24.8	29,000	2,000	72,500	5,000	300	1200



Temperature Range: Continuous: -30°C to +60°C

Note : Production related variations of Burst Pressure of upto 10% possible. Indicated working pressure refers to hose only. Depending on the end connectors used, the permitted working pressure of hose assembly may be less

PH908 - 8 SPIRALS OF HIGH TENSILE STEEL WIRE

Polyhose Proprietary Product



Construction

Inner tube Polyoxymethylene (POM)

Reinforcement 8 Spirals of high tensile steel wire

Cover Polyamide (PA) - Yellow

Application Water blast: Heat exchanger tube cleaning, surface preparation (Concrete removal, surface cleaning of buildings, paint removal), tank and vessel cleaning, ultra high - pressure waterjet cutting and hydro demolition (cutting and demolition of armoured concrete, pipelines, paper or steel)
 Hydraulics: Pressure test equipment (valves, tooling and control panels), hydraulic tools (instrumentation packages for gauges, control of service equipment, hydraulic jacks, hydraulic tools), hydroforming
 Oil and Gas: Gaseous media handling

Item Code	DN	ID		OD	WP		BP		BR/r	W
		inch	mm	mm	psi	bar	psi	bar	mm	g/m
PH908-025	4	5/32	4.0	12.8	46,400	3,200	116,000	8,000	175	540
PH908-03	5	3/16	4.5	15.3	46,400	3,200	116,000	8,000	250	700
PH908-04	6	1/4	5.8	18.6	46,400	3,200	116,000	8,000	280	1100
PH908-05	8	5/16	7.6	22.0	46,400	3,200	107,300	7,400	300	1500
PH908-08	12	1/2	12.8	27.7	40,600	2,800	87,000	6,000	350	2100
PH908-10	16	5/8	15.9	31.8	29,000	2,000	72,500	5,000	400	2600



Temperature Range: Continuous: -30°C to +60°C

Note : Production related variations of Burst Pressure of upto 10% possible. Indicated working pressure refers to hose only. Depending on the end connectors used, the permitted working pressure of hose assembly may be less

PH360 - PNEUMATIC TOOL HOSE

Applicable Standard: Polyhose Proprietary Product. Exceeds IS 446 1987 Type - 2



Construction

- Inner tube** Plasticized PVC, Black
- Reinforcement** Double braids of Synthetic fiber
- Cover** Thermo-compound, Black colour

Application Specially designed for various industrial machinery, under ground application, civil construction and others. Such as watering, airline connection, road building, pneumatic tools, etc.


Note : Special colours available on request

Item Code	Dash Size	DN	ID		OD		WP		BP		BR/r		W
			inch	mm	inch	mm	psi	bar	psi	bar	inch	mm	g/m
PH360-04	-04	06	1/4	6.5	0.510	13.0	290	20	1740	120	1.0	25	145.0
PH360-05	-05	08	5/16	8.0	0.590	15.0	290	20	1740	120	1.2	30	165.0
PH360-06	-06	10	3/8	9.5	0.650	16.5	290	20	1740	120	1.6	40	190.0
PH360-08	-08	12	1/2	12.7	0.827	21.0	290	20	1160	80	2.0	50	300.0
PH360-12	-12	19	3/4	19.0	1.122	28.5	290	20	1160	80	2.8	70	460.0
PH360-16	-16	25	1	25.4	1.358	34.5	290	20	870	60	5.0	125	620.0

 **Temperature Range:** Continuous: -10°C to +60°C

PH361 - SUPER SPRAY HOSE

Polyhose Proprietary Product



Construction

- Inner tube** Plasticized PVC, Black
- Reinforcement** Double braids of Synthetic fiber
- Cover** Thermo-compound, yellow colour

Application Specially designed for spraying various pesticides, high pressure watering and aerating, etc.

Note : Special colours available on request

Item Code	Dash Size	DN	ID		OD		WP		BP		BR/r		W
			inch	mm	inch	mm	psi	bar	psi	bar	inch	mm	g/m
PH361-05	-05	08	5/16	8.0	0.602	15.3	580	40	1450	100	1.2	30	153
PH361-06	-06	10	3/8	9.5	0.650	16.5	580	40	1450	100	1.6	40	165

 **Temperature Range:** Continuous: -10°C to +60°C

PH362- WELDING HOSE

Applicable Standard: Polyhose proprietary product exceeds IS 447 1987 - Type 2



Construction

- Inner tube** Plasticized PVC, Black
 - Reinforcement** Single braid of Synthetic fiber
 - Cover** Hyper Flame Retardant Thermo-compound, Red / Blue Colour
- Application** Specially designed for Oxy-acetylene welding and cutting equipment

Note : Special colours available on request

Item Code	Dash Size	DN	ID		OD		WP		BP		BR/r		W
			inch	mm	inch	mm	psi	bar	psi	bar	inch	mm	g/m
PH362-03	-03	05	3/16	4.8	0.413	10.5	220	15	800	55	0.9	23	105.0
PH362-04	-04	06	1/4	6.5	0.492	12.5	220	15	800	55	1.0	25	125.0
PH362-05	-05	08	5/16	8.0	0.571	14.5	220	15	800	55	1.1	28	155.0
PH362-06	-06	10	3/8	9.5	0.630	16.0	220	15	800	55	1.5	38	180.0
PH362-08	-08	12	1/2	12.7	0.827	21.0	220	15	800	55	2.0	50	250.0

 **Temperature Range:** Continuous: -10°C to +60°C

PH365 - AIR / WATER HOSE

Applicable Standard: Polyhose proprietary product Exceeds IS 446-1980 - Type 3 & IS 446-1980-Type 1

Construction

Inner tube Plasticized PVC, Black

Reinforcement Single braid of Synthetic fiber

Cover Abrasion resistant thermo-compound, black Colour

Application Specially designed for Tyre inflation, light engineering industry and general purpose air line



Note: Special colours available on request

Item Code	Dash Size	DN	ID		OD		WP		BP		BR/r		W
			inch	mm	inch	mm	psi	bar	psi	bar	inch	mm	g/m
PH365-04	-04	06	1/4	6.5	0.492	12.5	230	16	920	64	2.0	50	125.0
PH365-05	-05	08	5/16	8.0	0.571	14.5	230	16	920	64	3.0	75	155.0
PH365-06	-06	10	3/8	9.5	0.630	16.0	230	16	920	64	4.0	100	180.0
PH365-08	-08	12	1/2	12.7	0.795	20.2	230	16	920	64	4.3	110	260.0
PH365-12	-12	19	3/4	19.0	1.067	27.1	145	10	580	40	5.0	125	400.0
PH365-16	-16	25	1	25.4	1.299	33.0	145	10	580	40	6.0	150	500.0



Temperature Range: Continuous: -10°C to +60°C

PH365L - AIR / WATER - LIGHT DUTY

Polyhose Proprietary Product

Construction

Inner tube Plasticized PVC, Black

Reinforcement Single braid of Synthetic fiber

Cover Abrasion resistant thermo-compound, black Colour

Application Specially designed for Tyre inflation, light engineering industry and general purpose air line



Note: Special colours available on request

Item Code	Dash Size	DN	ID		OD		WP		BP		BR/r		W
			inch	mm	inch	mm	psi	bar	psi	bar	inch	mm	g/m
PH365L-04	-04	06	1/4	6.5	0.453	11.5	230	16	920	64	2.4	60	90.0
PH365L-05	-05	08	5/16	8.0	0.530	13.5	230	16	920	64	3.3	85	130.0
PH365L-06	-06	10	3/8	9.5	0.590	15.0	230	16	920	64	4.3	110	150.0
PH365L-08	-08	12	1/2	12.7	0.736	18.7	230	16	920	64	5.1	130	220.0
PH365L-12	-12	19	3/4	19.0	1.024	26.0	145	10	580	40	5.7	145	330.0
PH365L-16	-16	25	1	25.4	1.240	31.5	145	10	580	40	6.7	170	450.0



Temperature Range: Continuous: -10°C to +60°C

THERMOPLASTIC - PVC HOSE

PH367 - P.V.C BRAIDED HOSE

Polyhose Proprietary Product

Construction

Inner tube Plasticized PVC, Transparent

Reinforcement Single braid of Synthetic fiber

Cover Thermo-compound, Transparent

Application Factory water supply and drainage equipment. Air and water piping for industrial equipment. special rock drill hose available in regular & heavy duty type



Item Code	Dash Size	DN	ID		OD		WP		BP		BR/r		W
			inch	mm	inch	mm	psi	bar	psi	bar	inch	mm	g/m
PH367-04	-04	06	1/4	6.5	0.492	12.5	435	30	1740	120	1.2	30	125.0
PH367-05	-05	08	5/16	8.0	0.571	14.5	435	30	1300	90	1.4	35	150.0
PH367-06	-06	10	3/8	9.5	0.630	16.0	435	30	1300	90	1.8	45	180.0
PH367-08	-08	12	1/2	12.7	0.795	20.2	360	25	1090	75	2.2	55	230.0
PH367-10	-10	16	5/8	16.0	0.945	24.0	320	22	1090	75	3.3	85	320.0
PH367-12	-12	20	3/4	19.0	1.063	27.0	320	22	1090	75	4.3	110	380.0
PH367-16	-16	25	1	25.4	1.299	33.0	220	15	725	50	5.3	135	490.0



Temperature Range: Continuous: -10°C to +60°C

PH367L - P.V.C BRAIDED HOSE - LIGHT DUTY

Polyhose Proprietary Product

Construction

Inner tube Plasticized PVC, Transparent

Reinforcement Single braid of Synthetic fiber

Cover Thermo-compound, Transparent

Application Factory water supply and drainage equipment. Air and water piping for industrial equipment



Item Code	Dash Size	DN	ID		OD		WP		BP		BR/r		W
			inch	mm	inch	mm	psi	bar	psi	bar	inch	mm	g/m
PH367L-04	-04	06	1/4	6.5	0.433	11.0	435	30	920	64	1.6	40	87.0
PH367L-05	-05	08	5/16	8.0	0.512	13.0	435	30	920	64	1.8	45	126.0
PH367L-06	-06	10	3/8	9.5	0.571	14.5	435	30	920	64	2.2	55	146.0
PH367L-08	-08	12	1/2	12.7	0.728	18.5	360	25	920	64	2.6	65	213.0
PH367L-12	-12	19	3/4	19.0	1.004	25.5	320	22	580	40	5.1	130	320.0
PH367L-16	-16	25	1	25.4	1.220	31.0	220	15	580	40	6.1	155	437.0



Temperature Range: Continuous: -10°C to +60°C

PH368 - MUTIPURPOSE HOSE

Polyhose Proprietary Product

Construction

Inner tube Plasticized PVC, Black

Reinforcement Single braid of Synthetic fiber

Cover Abrasion Resistant Thermo-compound, Black Colour

Application Specially designed for spraying various pesticides, high pressure watering and aerating etc.,



Note : Special colours available on request

Item Code	Dash Size	DN	ID		OD		WP		BP		BR/r		W
			inch	mm	inch	mm	psi	bar	psi	bar	inch	mm	g/m
PH368-04	-04	06	1/4	6.5	0.492	12.5	290	20	870	60	1.0	25	115.0
PH368-05	-05	08	5/16	8.0	0.571	14.5	290	20	870	60	1.2	30	160.0
PH368-06	-06	10	3/8	9.5	0.630	16.0	290	20	870	60	1.6	40	185.0
PH368-08	-08	12	1/2	12.7	0.795	20.2	290	20	870	60	2.0	50	245.0
PH368-10	-10	16	5/8	16.0	0.945	24.0	290	20	870	60	2.6	65	350.0
PH368-12	-12	19	3/4	19.0	1.067	27.1	290	20	870	60	2.8	70	400.0
PH368-16	-16	25	1	25.4	1.299	33.0	290	20	725	50	5.0	125	495.0



Temperature range : Continuous -10°C to +60°C

PH801 : POLY - TANKER HOSE

Applicable Standard: EN 13765 TYPE 1 : 2010



Item Code	Nominal Bore	OD	WP		BR/r
	mm		psi	bar	
PH801-32	50	61	100	7	200
PH801-40	65	76	100	7	200
PH801-48	75	88	100	7	280
PH801-64	100	112	100	7	400

 **Temperature Range:** Continuous: -30°C to +80°C

Construction

Hose made from Polypropylene fabric and films with PVC coated fabric cover, inner and outer wires are galvanised MS

Application

Suction and discharge hose specially designed for transfer of petroleum product by Road Tankers, rail Tankers and Loading Gantries

Colour

Black with white strip

PH802 : POLY - OIL HOSE

Applicable Standard: EN 13765 TYPE 2 : 2010



Item Code	Nominal Bore	OD	WP		BR/r
	mm		psi	bar	
PH802-16	25	38	150	10	125
PH802-24	38	52	150	10	150
PH802-32	50	64	150	10	200
PH802-40	65	82	150	10	200
PH802-48	75	92	150	10	280
PH802-64	100	115	150	10	400

 **Temperature Range:** Continuous: -30°C to +80°C

Construction

Hose made from Polypropylene fabric and films, films with PVC coated fabric cover, inner and outer wires are galvanised MS

Application

Suitable for the suction and discharge transfer of petroleum product in in-plant application

Colour

Blue with white strip

PH803 : POLY - AVIATION FUEL COMPOSITE HOSE

Applicable Standard: EN 13765 TYPE 2 : 2010



Item Code	Nominal Bore	OD	WP		BR/r
	mm		psi	bar	
PH803-24	38	50	150	10	150
PH803-32	50	61	150	10	200
PH803-40	65	76	150	10	200
PH803-48	75	88	150	10	280
PH803-64	100	112	150	10	400

 **Temperature Range:** Continuous: -30°C to +80°C

Construction

Hose made from Polypropylene fabric and films with PVC coated fabric cover, Outer wire is galvanised mild steel and the inner wire is SS or Galvanised MS

Application

Designed for transfer of fuel in the aviation industry

Colour

Yellow with white strip

PH804 : POLY - FUEL HOSE

Applicable Standard: EN 13765 TYPE 2 : 2010



Item Code	Nominal Bore	OD	WP		BR/r
	mm		mm	psi	
PH804-16	25	32	150	10	125
PH804-24	38	50	150	10	150
PH804-32	50	61	150	10	200
PH804-40	65	76	150	10	200
PH804-48	75	88	150	10	280
PH804-64	100	112	150	10	400



Temperature Range: Continuous: -30°C to +80°C

Construction

Hose made from Polypropylene fabric and films with PVC coated fabric cover, Inner & Outer wire is galvanised mild steel

Application

Suction and discharge hose mainly for transfer of petroleum products by road, rail tankers and loading gantries

Colour

Yellow with white strip

PH805 : POLY - PTFE CHEMICAL

Applicable Standard: EXCEEDS EN 13765 TYPE 2 : 2010



Item Code	Nominal Bore	OD	WP		BR/r
	mm		mm	psi	
PH805-16	25	38	150	10	125
PH805-24	38	52	150	10	150
PH805-32	50	64	150	10	200
PH805-40	65	80	150	10	200
PH805-48	75	92	150	10	280
PH805-64	100	120	150	10	400



Temperature Range: Continuous: -30°C to +150°C

Construction

Hose made from Polypropylene fabric and films with PVC coated fabric cover, Inner & outer SS 316 wire and lined with layer of PTFE Film

Application

Suitable for various Acids & Alkalines

Colour

Red with white strip

PH806 : POLY - CHEMICAL-SS

Applicable Standard: EN 13765 TYPE 2 : 2010



Item Code	Nominal Bore	OD	WP		BR/r
	mm		mm	psi	
PH806-16	25	38	150	10	125
PH806-24	38	52	150	10	150
PH806-32	50	64	150	10	200
PH806-40	65	80	150	10	200
PH806-48	75	92	150	10	280
PH806-64	100	120	150	10	400



Temperature Range: Continuous: -30°C to +80°C

Construction

Hose made from Polypropylene fabric and films with PVC coated fabric cover, inner wire is SS and outer wire of Galvanised MS

Application

Transfer of various acids and alkalines

Colour

Green with white strip

PH807 : POLY - CHEMICAL HOSE - P P

Applicable Standard: EN 13765 TYPE 3 : 2010

Item Code	Nominal Bore	OD	WP		BR/r
	mm		mm	psi	
PH807-16	25	38	150	10	125
PH807-24	38	52	150	10	150
PH807-32	50	64	150	10	200
PH807-40	65	80	150	10	200
PH807-48	75	92	150	10	280
PH807-64	100	120	150	10	400

 **Temperature Range:** Continuous: -30°C to +80°C



Construction

Hose made from Polypropylene fabric and films with PVC coated Fabric cover, inner wire of polypropylene coated steel wire, outer wire of Galvanised MS

Application

Transfer of various acids and alkalines

Colour

Grey with white strip

PH808 : POLY - CHEMICAL DOCK HOSE

Applicable Standard: EN 13765 TYPE 3 : 2010

Item Code	Nominal Bore	OD	WP		BR/r
	mm		mm	psi	
PH808-64	100	120	200	14	400
PH808-96	150	175	200	14	575
PH808-128	200	240	200	14	800
PH808-160	250	325	200	14	1000

 **Temperature Range:** Continuous: -30°C to +80°C



Construction

Hose made from heavy duty Polypropylene fabric and films with a double layer of PVC coated fabric cover, inner and outer wire of SS 316.

Application

Heavy duty Suction and discharge of bulk chemical in road and rail tanker, dockside and ship to shore


Colour

Royal Blue with white strip

PH 809 : POLY - DOCK PTFE

Applicable Standard: EN 13765 TYPE 4 : 2010

Item Code	Nominal Bore	OD	WP		BR/r
	mm		mm	psi	
PH809-64	100	120	200	14	400
PH809-96	150	175	200	14	575
PH809-128	200	240	200	14	800
PH809-160	250	325	200	14	1000

 **Temperature Range:** Continuous: -30°C to +150°C



Construction

Heavy duty PP fabric and films with a double layer of PVC coated fabric cover with inner SS 316 and outer wire of galvanized MS and is lined with layer of PTFE Film

Application

Heavy duty Suction and discharge of bulk chemical in road and rail tanker, dockside and ship to shore

Colour

Red with white strip

PH 810 : POLY - DOCK PG HOSE

Applicable Standard: EN 13765 TYPE 3 : 2010

Item Code	Nominal Bore	OD	WP		BR/r
	mm		mm	psi	
PH810-64	100	120	200	14	400
PH810-96	150	175	200	14	575
PH810-128	200	240	200	14	800
PH810-160	250	325	200	14	1000

 **Temperature Range:** Continuous: -30°C to +80°C



Construction

Heavy duty PP fabric and films with a double layer of PVC coated fabric cover with inner wire of PP coated Steel and outer wire of galvanised MS

Application

Heavy duty Suction and discharge of bulk chemical in road and rail tanker, dockside and ship to shore

Colour

Blue with white strip

PH811 : POLY - OIL DOCK HOSE

Applicable Standard: EN 13765 TYPE 3 : 2010



Item Code	Nominal Bore	OD	WP		BR/r
	mm		psi	bar	
PH811-64	100	120	200	14	400
PH811-96	150	175	200	14	575
PH811-128	200	240	200	14	800
PH811-160	250	290	200	14	1000



Temperature Range: Continuous: -30°C to +80°C

Construction

Heavy duty PP fabric and films with a double layer of PVC coated fabric cover with inner and outer wires are galvanised MS

Application

Heavy duty Suction and discharge of petroleum products in road and rail tanker, dockside and ship

Colour

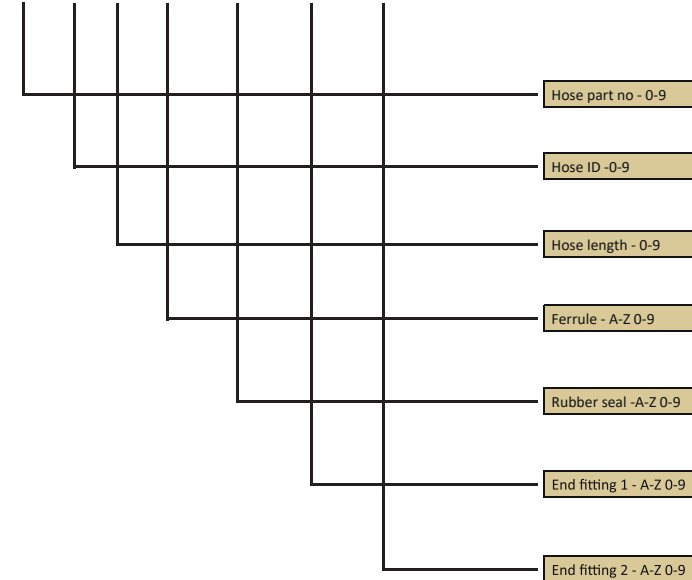
Black with white strip

COMPOSITE HOSE ASSEMBLY NOMENCLATURE

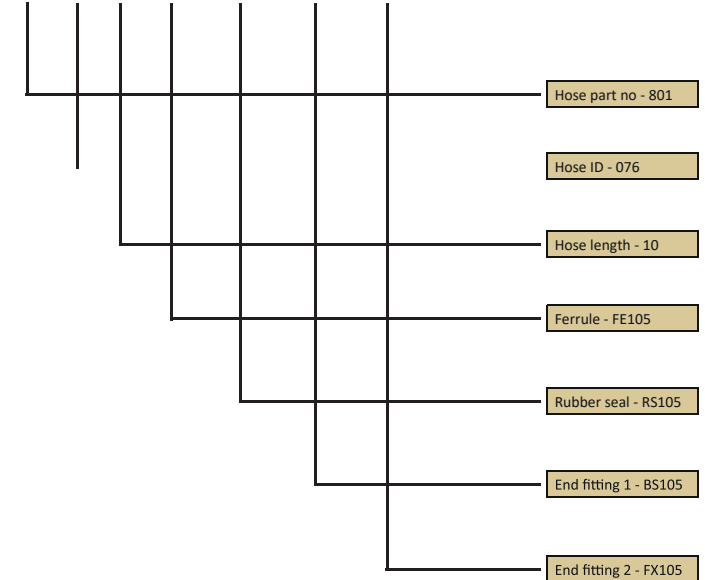
3" x 10 mtrs length Poly Tanker Hose (PH801) with one end 3" CS BSP nipple another End 3" CS fixed flange along with CS Ferrule and Nitrile seal

Item Code	ID	Length in mtr	Ferrule	Seal	End Fitting 1	End Fitting 2
Tanker Hose PH 801	3"-76	1-20	CS-PHFE105	Nitrile-PHRS105	CS Nipple BSP-PHBS 105	CS Fixed flange-PHFX 105
801	76	10	FE105	RS105	BS105	FX105

801 XXX XX XXXXX XXXXX XXXXX XXXXX



801 076 10 FE105 RS105 BS105 FX105



EXAMPLE

RUBBER SEAL



Size		Material	
inch	mm	Nitrile	Viton
1"	25	PHRS-101	PHRS-201
1.5"	38	PHRS-102	PHRS-202
2"	50	PHRS-103	PHRS-203
2.5"	63	PHRS-104	PHRS-204
3"	75	PHRS-105	PHRS-205
4"	100	PHRS-106	PHRS-206
6"	150	PHRS-107	PHRS-207
8"	200	PHRS-108	PHRS-208

FERRULE



Size		Material		
inch	mm	CS	SS 304	SS 316
1"	25	PHFE-101	PHFE-201	PHFE-301
1.5"	38	PHFE-102	PHFE-202	PHFE-302
2"	50	PHFE-103	PHFE-203	PHFE-303
2.5"	63	PHFE-104	PHFE-204	PHFE-304
3"	75	PHFE-105	PHFE-205	PHFE-305
4"	100	PHFE-106	PHFE-206	PHFE-306
6"	150	PHFE-107	PHFE-207	PHFE-307
8"	200	PHFE-108	PHFE-208	PHFE-308

TAIL END



Size		Material		
inch	mm	CS	SS 304	SS 316
1"	25	PHTL-101	PHTL-201	PHTL-301
1.5"	38	PHTL-102	PHTL-202	PHTL-302
2"	50	PHTL-103	PHTL-203	PHTL-303
2.5"	63	PHTL-104	PHTL-204	PHTL-304
3"	75	PHTL-105	PHTL-205	PHTL-305
4"	100	PHTL-106	PHTL-206	PHTL-306
6"	150	PHTL-107	PHTL-207	PHTL-307
8"	200	PHTL-108	PHTL-208	PHTL-308

NIPPLE BSPT



Size		Material		
inch	mm	CS	SS 304	SS 316
1"	25	PHBT-101	PHBT-201	PHBT-301
1.5"	38	PHBT-102	PHBT-202	PHBT-302
2"	50	PHBT-103	PHBT-203	PHBT-303
2.5"	63	PHBT-104	PHBT-204	PHBT-304
3"	75	PHBT-105	PHBT-205	PHBT-305
4"	100	PHBT-106	PHBT-206	PHBT-306
6"	150	PHBT-107	PHBT-207	PHBT-307
8"	200	PHBT-108	PHBT-208	PHBT-308

NIPPLE NPT



Size		Material		
inch	mm	CS	SS 304	SS 316
1"	25	PHNP-101	PHNP-201	PHNP-301
1.5"	38	PHNP-102	PHNP-202	PHNP-302
2"	50	PHNP-103	PHNP-203	PHNP-303
2.5"	63	PHNP-104	PHNP-204	PHNP-304
3"	75	PHNP-105	PHNP-205	PHNP-305
4"	100	PHNP-106	PHNP-206	PHNP-306
6"	150	PHNP-107	PHNP-207	PHNP-307
8"	200	PHNP-108	PHNP-208	PHNP-308

NIPPLE BSP




Size		Material		
inch	mm	CS	SS 304	SS 316
1"	25	PHBS-101	PHBS-201	PHBS-301
1.5"	38	PHBS-102	PHBS-202	PHBS-302
2"	50	PHBS-103	PHBS-203	PHBS-303
2.5"	63	PHBS-104	PHBS-204	PHBS-304
3"	75	PHBS-105	PHBS-205	PHBS-305
4"	100	PHBS-106	PHBS-206	PHBS-306
6"	150	PHBS-107	PHBS-207	PHBS-307
8"	200	PHBS-108	PHBS-208	PHBS-308

SWIVEL COUPLING



Size		HEXAGONAL NUT		SWIVEL NUT WITH LUG	
inch	mm	BRASS	GUN METAL	BRASS	GUN METAL
1"	25	PHSC-501	PHSC-401	PHSC-509	PHSC-409
1.5"	38	PHSC-502	PHSC-402	PHSC-510	PHSC-410
2"	50	PHSC-503	PHSC-403	PHSC-511	PHSC-411
2.5"	63	PHSC-504	PHSC-404	PHSC-512	PHSC-412
3"	75	PHSC-505	PHSC-405	PHSC-513	PHSC-413
4"	100	PHSC-506	PHSC-406	PHSC-514	PHSC-414
6"	150	PHSC-507	PHSC-407	PHSC-515	PHSC-415

FIXED FLANGE CS




Size		STANDARD			
inch	mm	ASA 150	ANSI	DIN	JIS
1"	25	PHFX-101	PHFX-111	PHFX-121	PHFX-131
1.5"	38	PHFX-102	PHFX-112	PHFX-122	PHFX-132
2"	50	PHFX-103	PHFX-113	PHFX-123	PHFX-133
2.5"	63	PHFX-104	PHFX-114	PHFX-124	PHFX-134
3"	75	PHFX-105	PHFX-115	PHFX-125	PHFX-135
4"	100	PHFX-106	PHFX-116	PHFX-126	PHFX-136
6"	150	PHFX-107	PHFX-117	PHFX-127	PHFX-137
8"	200	PHFX-108	PHFX-118	PHFX-128	PHFX-138

FIXED FLANGE SS 304



Size		STANDARD			
inch	mm	ASA 150	ANSI	DIN	JIS
1"	25	PHFX-201	PHFX-211	PHFX-221	PHFX-231
1.5"	38	PHFX-202	PHFX-212	PHFX-222	PHFX-232
2"	50	PHFX-203	PHFX-213	PHFX-223	PHFX-233
2.5"	63	PHFX-204	PHFX-214	PHFX-224	PHFX-234
3"	75	PHFX-205	PHFX-215	PHFX-225	PHFX-235
4"	100	PHFX-206	PHFX-216	PHFX-226	PHFX-236
6"	150	PHFX-207	PHFX-217	PHFX-227	PHFX-237
8"	200	PHFX-208	PHFX-218	PHFX-228	PHFX-238


FIXED FLANGE SS 316



Size		STANDARD			
inch	mm	ASA 150	ANSI	DIN	JIS
1"	25	PHFX-301	PHFX-311	PHFX-321	PHFX-331
1.5"	38	PHFX-302	PHFX-312	PHFX-322	PHFX-332
2"	50	PHFX-303	PHFX-313	PHFX-323	PHFX-333
2.5"	63	PHFX-304	PHFX-314	PHFX-324	PHFX-334
3"	75	PHFX-305	PHFX-315	PHFX-325	PHFX-335
4"	100	PHFX-306	PHFX-316	PHFX-326	PHFX-336
6"	150	PHFX-307	PHFX-317	PHFX-327	PHFX-337
8"	200	PHFX-308	PHFX-318	PHFX-328	PHFX-338


8

FLOATING FLANGE CS




Size		STANDARD			
inch	mm	ASA 150	ANSI	DIN	JIS
1"	25	PHFL-101	PHFL-111	PHFL-121	PHFL-131
1.5"	38	PHFL-102	PHFL-112	PHFL-122	PHFL-132
2"	50	PHFL-103	PHFL-113	PHFL-123	PHFL-133
2.5"	63	PHFL-104	PHFL-114	PHFL-124	PHFL-134
3"	75	PHFL-105	PHFL-115	PHFL-125	PHFL-135
4"	100	PHFL-106	PHFL-116	PHFL-126	PHFL-136
6"	150	PHFL-107	PHFL-117	PHFL-127	PHFL-137
8"	200	PHFL-108	PHFL-118	PHFL-128	PHFL-138

FLOATING FLANGE SS 304




Size		STANDARD			
inch	mm	ASA 150	ANSI	DIN	JID
1"	25	PHFL-201	PHFL-211	PHFL-221	PHFL-231
1.5"	38	PHFL-202	PHFL-212	PHFL-222	PHFL-232
2"	50	PHFL-203	PHFL-213	PHFL-223	PHFL-233
2.5"	63	PHFL-204	PHFL-214	PHFL-224	PHFL-234
3"	75	PHFL-205	PHFL-215	PHFL-225	PHFL-235
4"	100	PHFL-206	PHFL-216	PHFL-226	PHFL-236
6"	150	PHFL-207	PHFL-217	PHFL-227	PHFL-237
8"	200	PHFL-208	PHFL-218	PHFL-228	PHFL-238

FLOATING FLANGE SS 316



Size		STANDARD			
inch	mm	ASA 150	ANSI	DIN	JID
1"	25	PHFL-301	PHFL-311	PHFL-321	PHFL-331
1.5"	38	PHFL-302	PHFL-312	PHFL-322	PHFL-332
2"	50	PHFL-303	PHFL-313	PHFL-323	PHFL-333
2.5"	63	PHFL-304	PHFL-314	PHFL-324	PHFL-334
3"	75	PHFL-305	PHFL-315	PHFL-325	PHFL-335
4"	100	PHFL-306	PHFL-316	PHFL-326	PHFL-336
6"	150	PHFL-307	PHFL-317	PHFL-327	PHFL-337
8"	200	PHFL-308	PHFL-318	PHFL-328	PHFL-338

MALE CAMLOCK



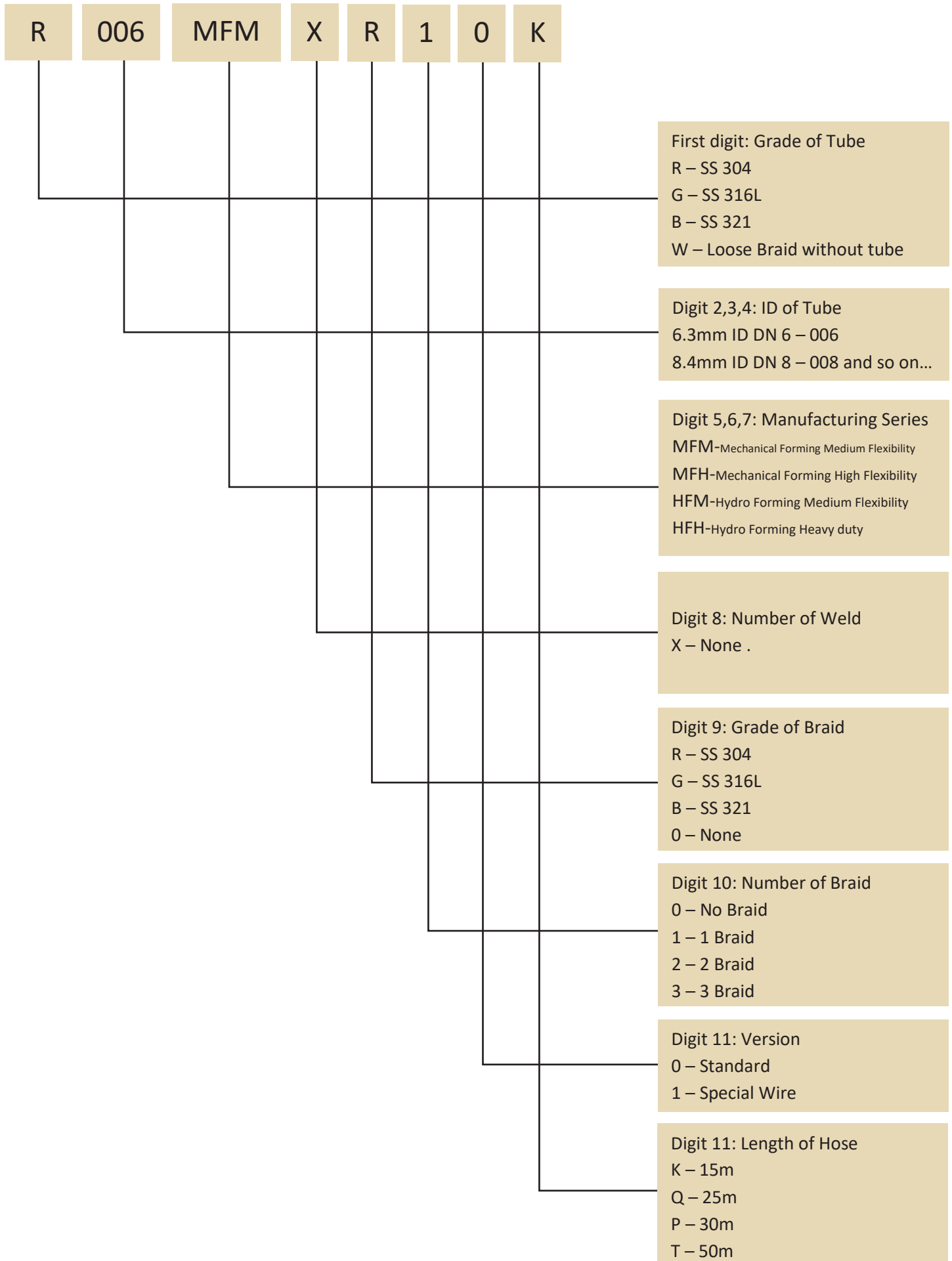
Size		STANDARD			
inch	mm	AL	CS	SS304	SS316
1"	25	PHCL-601	PHCL-101	PHCL-201	PHCL-301
1.5"	38	PHCL-602	PHCL-102	PHCL-202	PHCL-302
2"	50	PHCL-603	PHCL-103	PHCL-203	PHCL-303
2.5"	63	PHCL-604	PHCL-104	PHCL-204	PHCL-304
3"	75	PHCL-605	PHCL-105	PHCL-205	PHCL-305
4"	100	PHCL-606	PHCL-106	PHCL-206	PHCL-306
6"	150	PHCL-607	PHCL-107	PHCL-207	PHCL-307
8"	200	PHCL-608	PHCL-108	PHCL-208	PHCL-308

FEMALE CAMLOCK



Size		STANDARD			
inch	mm	AL	CS	SS304	SS316
1"	25	PHCL-609	PHCL-109	PHCL-209	PHCL-309
1.5"	38	PHCL-610	PHCL-110	PHCL-210	PHCL-310
2"	50	PHCL-611	PHCL-111	PHCL-211	PHCL-311
2.5"	63	PHCL-612	PHCL-112	PHCL-212	PHCL-312
3"	75	PHCL-613	PHCL-113	PHCL-213	PHCL-313
4"	100	PHCL-614	PHCL-114	PHCL-214	PHCL-314
6"	150	PHCL-615	PHCL-115	PHCL-215	PHCL-315
8"	200	PHCL-616	PHCL-116	PHCL-216	PHCL-316

PRODUCT NOMENCLATURE

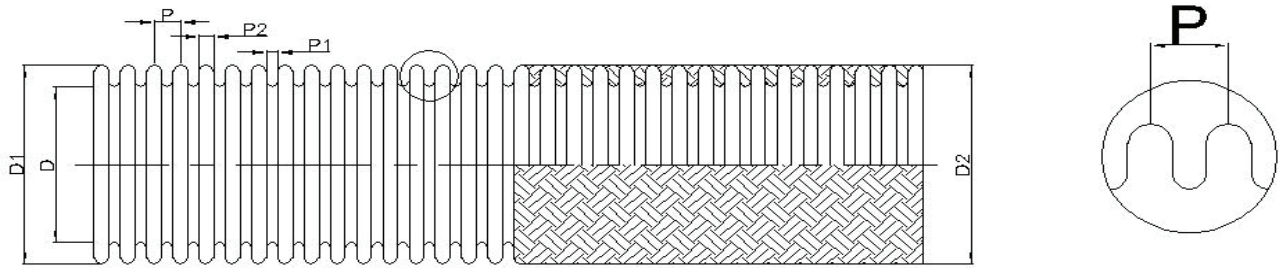


STAINLESS STEEL CORRUGATED FLEXIBLE HOSE

PH2000 MFM SERIES

Structure	Annular corrugated Mechanical formed flexible metal hoses produced from longitudinally welded tubes with or without braiding
Characteristics	Medium Weight / Medium Flexibility
Standards	EN ISO 10380
Hose Material	Stainless Steel AISI 304, AISI 321, AISI 316L
Braiding Material	Stainless Steel AISI 304 and AISI 316L
Suitable fittings types	Threaded end, Flange end, Pipe end etc as per customer specifications
Product Supplied Coils	DN6-25 - 15m, 25m, 30m and 50m DN32-50 - 15m, 25m, 30m and 50m

Note : Please Contact our sales team for Specific Length



Item Code	DN					Braid Coverage							
		(D)	(D1)	(D2)	(Dx)		Static	Dynamic	SWB* W.P (Max)	DWB W.P (Max)	B.P (Min)	SWB Weight	DWB Weight
		mm	mm	mm	mm		%	mm	mm	bar	bar	bar	Kg/m
R006MFMXR10K	6	6.3	9.6	10.8	± 0.25	94	25	110	120	180	480	0.145	0.220
R008MFMXR10K	8	8.5	12.1	13.6	± 0.25	92	32	130	112	168	448	0.180	0.270
R010MFMXR10K	10	10	14.1	15.7	± 0.25	92	38	150	97	145.5	388	0.220	0.340
R012MFMXR10K	12	12.1	16.7	18.2	± 0.25	92	45	165	75	112.5	300	0.250	0.390
R016MFMXR10K	16	16.6	21.9	23.5	± 0.25	96	58	195	60	90	240	0.375	0.565
R020MFMXR10K	20	20.2	26.7	28.2	± 0.25	94	70	225	60	90	240	0.525	0.780
R025MFMXR10K	25	25.3	32.3	33.8	± 0.30	96	85	260	50	75	200	0.620	0.880
R032MFMXR10K	32	33.6	41.2	43	± 0.30	94	105	300	46	69	184	1.044	1.548
R040MFMXR10K	40	40	49.5	51.3	± 0.30	92	130	340	42	63	168	1.280	1.860
R050MFMXR10K	50	50.4	60.7	62.6	± 0.30	96	160	390	32	48	128	1.510	2.140

NOTE:

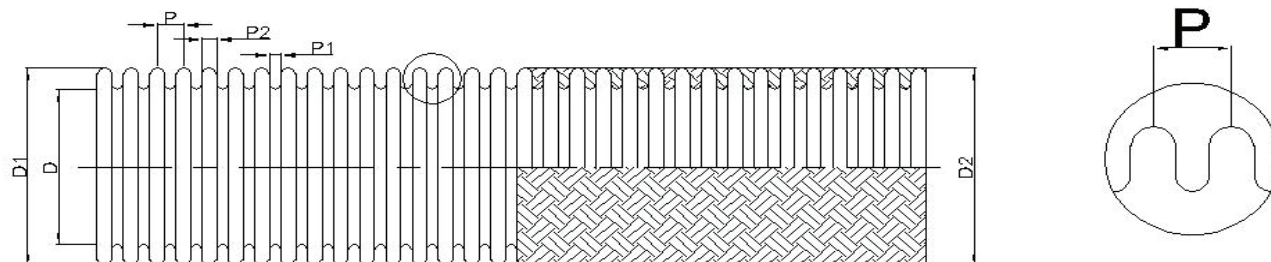
1. Test Pressure is 1.5 times of Working Pressure @ 20°C
2. SWB - Single Wire Braid , DWB - Double Wire Braid , WP - Working Pressure , BP - Burst Pressure
3. Contact Factory for Temperature correction Factor
4. These Informations Are For Guidance Only, We Reserve The Right To Alter (Or) Amend Specifications As Deemed Necessary
5. *Given Item Code is for SWB 15M length Standard

STAINLESS STEEL CORRUGATED FLEXIBLE HOSE

PH2100 MFH SERIES

Structure	Annular corrugated Mechanical formed flexible metal hoses produced from longitudinally welded tubes with or without braiding
Characteristics	Medium Weight / High Flexibility
Standards	EN ISO 10380
Hose Material	Stainless Steel AISI 304, AISI 321, AISI 316L
Braiding Material	Stainless Steel AISI 304 and AISI 316L
Suitable fittings types	Threaded end, Flange end, Pipe end etc as per customer specifications
Product Supplied Coils	DN6-25 - 15m, 25m, 30m and 50m DN32-50 - 15m, 25m, 30m and 50m

Note : Please Contact our sales team for Specific Length



Item Code	DN					Braid Coverage							
		(D)	(D1)	(D2)	(Dx)		Static	Dynamic	SWB* W.P (Max)	DWB W.P (Max)	B.P (Min)	SWB Weight	DWB Weight
		mm	mm	mm	mm		%	mm	mm	bar	bar	bar	Kg/m
R006MFHXR10K	6	6.3	9.6	10.8	± 0.25	95	25	77	120	180	480	0.188	0.262
R008MFHXR10K	8	8.5	12.1	13.6	± 0.25	92	32	91	112	168	448	0.230	0.315
R010MFHXR10K	10	10	14.1	15.7	± 0.25	93	38	105	97	145.5	388	0.293	0.428
R012MFHXR10K	12	12.1	16.7	18.2	± 0.25	92	45	116	75	112.5	300	0.329	0.489
R016MFHXR10K	16	16.6	21.9	23.5	± 0.25	93	58	136	60	90	240	0.517	0.732
R020MFHXR10K	20	20.2	26.7	28.2	± 0.25	96	70	158	60	90	240	0.730	1.020
R025MFHXR10K	25	25.3	32.3	33.8	± 0.30	95	85	182	50	75	200	0.917	1.247
R032MFHXR10K	32	33.6	41.2	43	± 0.30	95	105	210	46	69	184	1.182	1.632
R040MFHXR10K	40	40	49.5	51.3	± 0.30	94	130	238	42	63	168	1.540	2.120
R050MFHXR10K	50	50.4	60.7	62.6	± 0.50	94	160	273	32	48	128	2.130	3.026
R065MFHXR10K	65	62.8	76.3	78.9	± 0.50	95	200	460	30	45	120	2.200	3.190
R080MFHXR10K	80	78.7	94.5	97.1	± 0.60	93	240	660	25	37.5	100	3.010	4.130
R100MFHXR10K	100	97.8	114.2	116.7	± 0.60	90	290	750	19	28.5	76	4.000	5.400

NOTE:

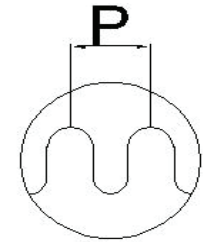
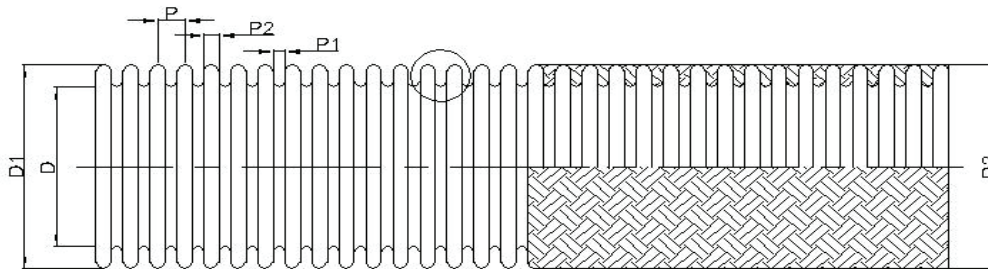
1. Test Pressure is 1.5 times of Working Pressure @ 20°C
2. SWB - Single Wire Braid , DWB - Double Wire Braid , WP - Working Pressure , BP - Burst Pressure
3. Contact Factory for Temperature correction Factor
4. These Informations Are For Guidance Only, we Reserve The Right To Alter (Or) Amend Specifications As Deemed Necessary
5. *Given Item Code is for SWB 15M length Standard

STAINLESS STEEL CORRUGATED FLEXIBLE HOSE

PH2200 HFM SERIES

Structure	Annular corrugated Hydroformed flexible metal hoses produced from longitudinally welded tubes with or without braiding
Characteristics	Light Weight / Medium Flexibility
Standards	EN ISO 10380
Hose Material	Stainless Steel AISI 304, AISI 321, AISI 316L
Braiding Material	Stainless Steel AISI 304 and AISI 316L
Suitable fittings types	Threaded end, Flange end, Pipe end etc as per customer specifications
Product Supplied Coils	DN20-250 - 15m, as per customer specification length may vary

Note : Please Contact our sales team for Specific Length



Item Code	DN					Braid Coverage							
		(D)	(D1)	(D2)	(Dx)		Static	Dynamic	SWB* W.P (Max)	DWB W.P (Max)	B.P (Min)	SWB Weight	DWB Weight
		mm	mm	mm	mm		%	mm	mm	bar	bar	bar	Kg/m
R020HFMXR10K	20	20	28.7	29.9	± 0.50	94	70	225	50	75	200	0.444	0.679
R025HFMXR10K	25	24.5	34.3	35.5	± 0.50	92	85	260	38	57	152	0.510	0.752
R032HFMXR10K	32	31.6	43.2	44.8	± 0.50	92	105	300	30	45	120	0.745	1.11
R040HFMXR10K	40	40.3	51.5	53.1	± 0.50	92	130	340	30	45	120	1.050	1.607
R050HFMXR10K	50	49.5	62.7	64.3	± 1.00	96	160	390	24	36	96	1.265	1.883
R065HFMXR10K	65	64.8	78.3	80.3	± 1.00	94	200	460	22	33	88	1.880	2.91
R080HFMXR10K	80	79.8	96.5	98.5	± 1.00	96	240	660	18	27	72	2.345	3.54
R100HFMXR10K	100	99.8	116.2	118.2	± 1.00	94	290	750	16	24	64	2.890	4.361
R125HFMXR10K	125	130	154	157.5	± 1.50	92	350	1000	14	21	56	5.125	7.437
R150HFMXR10K	150	154	180.5	182.5	± 1.50	90	400	1250	10	15	40	5.908	8.395
R200HFMXR10K	200	204	233.4	236	± 1.50	90	520	1600	8	12	32	8.643	11.691
R250HFMXR10K	250	254	282	285	± 1.50	90	620	2000	7.5	11.25	30	13.969	19.624

NOTE:

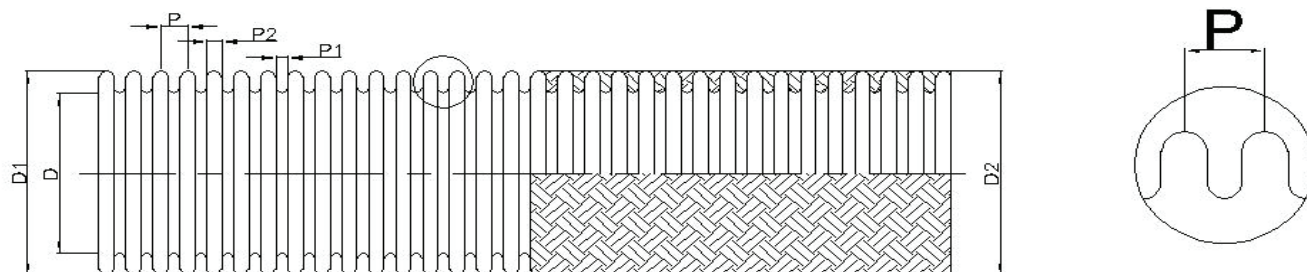
1. Test Pressure is 1.5 times of Working Pressure @ 20°C
2. SWB - Single Wire Braid , DWB - Double Wire Braid , WP - Working Pressure , BP - Burst Pressure
3. Contact Factory for Temperature correction Factor
4. These Informations Are For Guidance Only, we Reserve The Right To Alter (Or) Amend Specifications As Deemed Necessary
5. *Given Item Code is for SWB 15M length Standard

STAINLESS STEEL CORRUGATED FLEXIBLE HOSE

PH2300 HFH SERIES

Structure	Annular corrugated Hydroformed flexible metal hoses produced from longitudinally welded tubes with or without braiding
Characteristics	Heavy Weight / Flexible Hose
Standards	EN ISO 10380
Hose Material	Stainless Steel AISI 304, AISI 321, AISI 316L
Braiding Material	Stainless Steel AISI 304 and AISI 316L
Suitable fittings types	Threaded end, Flange end, Pipe end etc as per customer specifications
Product Supplied Coils	DN20-250 - 15m, as per customer specification length may vary

Note : Please Contact our sales team for Specific Length. Special hoses based on customer requirement or specifications can be manufactured on request.

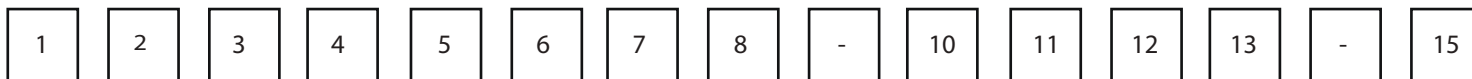


Item Code	DN					Braid Coverage							
		(D)	(D1)	(D2)	(Dx)		Static	Dynamic	SWB* W.P (Max)	DWB W.P (Max)	B.P (Min)	SWB Weight	DWB Weight
		mm	mm	mm	mm		%	mm	mm	bar	bar	bar	Kg/m
R020HFHXR10K	20	20	31	32.6	± 0.50	95	70	225	65	97.5	260	0.790	1.110
R025HFHXR10K	25	24.8	36.5	38.1	± 0.50	92	85	260	52	78	208	1.080	1.500
R032HFHXR10K	32	31.6	45	46.6	± 0.50	95	105	300	42	63	168	1.500	2.040
R040HFHXR10K	40	40.3	55	56.6	± 0.50	95	130	340	38	57	152	1,81	2.490
R050HFHXR10K	50	49.5	65	67	± 1.00	95	160	390	37	55.5	148	2.460	3.460
R065HFHXR10K	65	64.8	83	85	± 1.00	96	200	460	34	51	136	3.000	4.310
R080HFHXR10K	80	79.8	97.5	100	± 1.00	96	240	660	27	40.5	108	3.910	5.800
R100HFHXR10K	100	99.8	120	122.5	± 1.00	96	290	750	20	30	80	5.110	7.340
R125HFHXR10K	125	130	154	157	± 1.50	93	350	1000	16	24	64	6.720	9.840
R150HFHXR10K	150	154	180	183	± 1.50	90	400	1250	12	18	48	9.100	12.500
R200HFHXR10K	200	204	233	237	± 1.50	90	520	1600	9	13.5	36	12.449	16.500
R250HFHXR10K	250	254	282	287	± 1.50	90	620	2000	7	10.5	28	16.151	21.806

NOTE:

1. Test Pressure is 1.5 times of Working Pressure @ 20°C
2. SWB - Single Wire Braid , DWB - Double Wire Braid , WP - Working Pressure , BP - Burst Pressure
3. Contact Factory for Temperature correction Factor
4. These Informations Are For Guidance Only,we Reserve The Right To Alter (Or) Amend Specifications As Deemed Necessary
5. *Given Item Code is for SWB 15M length Standard
6. General Tolerance is applicable

HYDRAULIC FITTING CODIFICATION - INSERTS / 1 PIECE FITTINGS



1 COMPONENT TYPE

2 **3** INSERT TYPE

4 **5** TERMINATION CODE

CODE	DESCR
1	INSERT - 1P/2P
2	FERRULE - 1P/2P
3	1P FITTING

CODE	DESCR
10	2P - MT-HH
15	2P - HH-PH
25	2P - HH-TP
28	2P - HH-TP-JACK
30	2P - MS
40	2P - IL
47	2P - IL-WB
50	1P - HHWB
55	1P - HHWS - 4SP-R12
60	1P - HHWS - 4SH-R13
65	1P - HHWS - 4SH-DN51
66	1P - HHWS - R13-DN51
97	RU-R18
98	RU-R5
99	RU-1SN/2SN

CODE	DESCR
01	BSPP
02	BSPP ORING
03	BSPP FLAT F
04	BSPT
08	BSP BANJO
11	JIC 37
12	SAE ORB
13	SAE 45 FLARE
14	SAE 45 INV F
21	NPT
22	NPS
23	NPTF
24	NPSM
31	ORFS
32	ORFS SH
41	SAE FL61
42	SAE FL62
51	M-SP
52	M-FS
53	M-CEL
54	M-CES

CODE	DESCR
55	M-DKOL
56	M-DKOS
57	M BANJO
60	M-60 CONE
65	JIS-TYPE C
66	JIS-TYPE F
67	JIS-PF
68	JIS-PT
71	KOM-M
72	KOM-FL
73	CAT-FL
81	SL
82	SSL
91	PW
92	HH
93	BR
94	SW
95	BW

6 TOPOLOGY

7 OTHER SPECIFICATION

8 HEAD TYPE

CODE	DESCR
0	00.0 DEGREE
2	22.5 DEGREE
3	30.0 DEGREE
4	45.0 DEGREE
6	60.0 DEGREE
7	67.5 DEGREE
9	90.0 DEGREE
A	110 DEGREE
C	135 DEGREE

CODE	DESCR
0	NORMAL
S	SHORT DROP
L	LONG DROP
B	BULKHEAD
K	KNOCKING COLLAR
H	DOUBLE HEX
C	COMPACT
1	4 BOLT FLANGE
2	SPLIT FLANGE

CODE	DESCR
0	N/A
1	FS-CN
2	FS-SN
3	FS-TN
4	FF

CODE	DESCR
5	M
6	MCS
7	M OR-RR
8	MS
A	BJ
B	BJB

9 DASH

10 **11** HOSE SIZE

12 **13** THREAD SIZE

14 FINISH GOODS

15 MATERIAL TYPE

CODE	DESCR
0	FINISHED GOODS

CODE	DESCR
0	CARBON STEEL
1	SS304
2	SS316
3	SS304 INS - CS NUT
4	SS316 INS - CS NUT

HYDRAULIC FITTING CODIFICATION - INSERTS / 1 PIECE FITTINGS

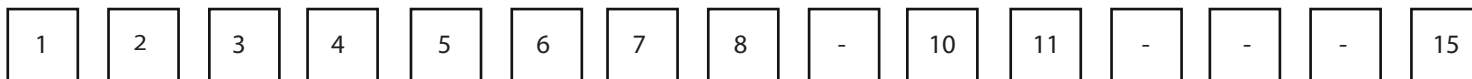
TERMINATION CODE

CODE	SHORT DESCR	DESCRIPTION
01	BSPP	BRITISH STANDARD PIPE
02	BSPP ORING	BRITISH STANDARD PIPE ORING
03	BSPP FLAT F	BRITISH STANDARD PIPE FLAT FACE
04	BSPT	BRITISH STANDARD PIPE TAPERED
08	BSP BANJO	BRITISH STANDARD PIPE BANJO
11	JIC 37	JIC 37° CONE
12	SAE ORB	SAE ORING BOSS
13	SAE 45 FLARE	SAE 45° FLARE
14	SAE 45 INV F	SAE 45° INVERTED FLARE
21	NPT	NATIONAL PIPE TAPER
22	NPS	NATIONAL PIPE STRAIGHT
23	NPTF	NATIONAL PIPE TAPER FUEL
24	NPSM	NATIONAL PIPE STRAIGHT MECHANICAL
31	ORFS	ORING FACE SEAL
32	ORFS SH	ORING FACE SEAL SINGLE HEXAGON
41	SAE FL61	SAE FLANGE 3000 PSI CODE 61
42	SAE FL62	SAE FLANGE 6000 PSI CODE 62
51	M-SP	METRIC STAND PIPE
52	M-FS	METRIC FLAT SEAT
53	M-CEL	METRIC - CEL
54	M-CES	METRIC - CES
55	M-DKOL	METRIC 24° CONE - ORING - LIGHT
56	M-DKOS	METRIC 24° CONE - ORING - HEAVY
57	M BANJO	METRIC BANJO
60	M-60 CONE	METRIC 60° CONE
65	JIS-TYPE C	JIS TYPE C
66	JIS-TYPE F	JIS TYPE F
67	JIS-PF	JIS PARALLEL PIPE THREAD
68	JIS-PT	JIS TAPER PIPE THREAD
71	KOM-M	KOMATSU METRIC
72	KOM-FL	KOMATSU FLANGE
73	CAT-FL	CAT FLANGE
81	SL	STAPLE LOCK
82	SSL	SUPER STAPLE LOCK
91	PW	POWER WASH
92	HH	HOSE TO HOSE - HOSE MENDER
93	BR	BRAZE ON
94	SW	SOCKET WELD
95	BW	BUTT WELD

HEAD TYPE

CODE	SHORT DESCR	DESCRIPTION
0	N/A	NOT APPLICABLE
1	FS-CN	FEMALE SWIVEL CRIMP NUT
2	FS-SN	FEMALE SWIVEL SLIP ON NUT
3	FS-TN	FEMALE SWIVEL THRUST WIRE NUT
4	FF	FEMALE FIXED
5	M	MALE
6	MCS	MALE CAPTIVE SEAL
7	M OR-RR	MALE ORING AND RETAINING RING
8	MS	MALE SWIVEL
A	BJ	BANJO
B	BJB	BANJO BOLT

HYDRAULIC FITTING CODIFICATION - FERRULES



CODE	DESCR
1	INSERT - 1P/2P
2	FERRULE - 1P/2P
3	1P FITTING

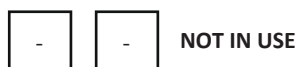

CODE	DESCR
10	2P - MT-HH
15	2P - HH-PH
25	2P - HH-TP
28	2P - HH-TP-JACK
30	2P - MS
40	2P - IL
47	2P - IL-WB
50	1P - HHWB
55	1P - HHWS - 4SP-R12
60	1P - HHWS - 4SH-R13
65	1P - HHWS - 4SH-DN51
66	1P - HHWS - R13-DN51
97	RU-R18
98	RU-R5
99	RU-1SN/2SN

CODE	DESCR
10050	NS - 1SC (DN06, DN08, DN10)
10150	NS - 1SC (DN12, DN16, DN19, DN25)
	NS - 2SC/1SN
10200	NS - 2SN
10210	NS - 1SN/2SC/2SN
10300	NS - R3/3TE
10400	NS - R12
10700	NS - R18
10750	NS - R7
	NS - R8 (DN06, DN08, DN10, DN12)
10780	NS - JACK HOSE
10800	NS - PLT
10900	NS - PTFE

20100	SK - 1SN (DN31, DN38, DN51)
20250	SK - 1SN (DN06 to DN25)
	SK - 2SN/2SC
	SK - R12 (DN16, DN19, DN25)
20400	SK - 4SP (DN06, DN10, DN12, DN16, DN19)
	SK - R12 (DN10, DN12)
20405	SK - 4SH 110 SERIES (DN19, DN25, DN32)
20410	SK - 4SH

30420	IL - 4SH/R13/R15 (DN19, DN25)
30430	IL - 4SH (DN31, DN38, DN50)
30600	IL - R13/R15 (DN31, DN38, DN51)
30650	IL - WATERBLAST

15150	NS - 1P - 1SC/1SN/2SC/2SN/R17
15400	NS - 1P - 4SP-R12
15500	NS - 1P - 4SH-R13



CODE	DESCR
0	FINISHED GOODS

CODE	DESCR
0	CARBON STEEL
1	SS304
2	SS316
3	SS304 INS - CS NUT
4	SS316 INS - CS NUT

FERRULES - MULTITYPE - 210 SERIES

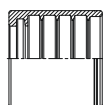
NO SKIVE - FE2P-MT



21010050
1SC



21010150
1SC/1SN/R1AT/
2SC/R16



21010200
2SN/R2AT



21010210
1SN/R1AT/2SC/
R16/2SN/R2AT



21020250
R6/2TE



21010300
R3/3TE/R4/R5



21010400
R12



21010750
R7/R8



21010800
PLT



21010900
PTFE

SKIVE - FE2P-MT



21020100
1SN/R1AT



21020250
1SN/R1AT/2SC/
R16/2SN/R2AT/R12



21020400
4SP/R12



21020405
4SH

INSERTS - MULTITYPE - 110 SERIES

BSP - HF2P-MT



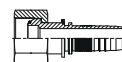
11004005
BSPT M



11001005
BSPP M



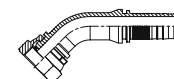
11002001
BSPP OR FS (CRN)



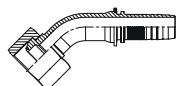
11002002
BSPP OR FS (SON)



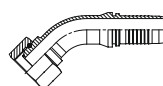
11002003
BSPP OR FS (TWN)



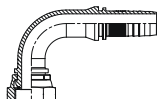
11002401
BSPP OR FS 45 (CRN)



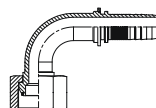
11002402
BSPP OR FS 45 (SON)



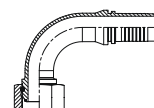
11002403
BSPP OR FS 45 (TWN)



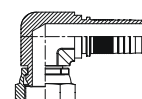
11002901
BSPP OR FS 90 (CRN)



11002902
BSPP OR FS 90 (SON)



11002903
BSPP OR FS 90 (TWN)



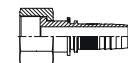
110029C1
BSPP FS 90 CP (CRN)



11003005
BSPP FSEAT M



11003001
BSPP FSEAT FS (CRN)



11003002
BSPP FSEAT FS (SON)

10

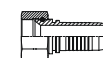
JIC 37° - HF2P-MT



11011005
JIC M



11011001
JIC FS (CRN)



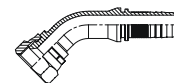
11011003
JIC FS (TWN)



110110H1
JIC FS DH (CRN)

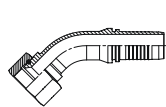


110110H3
JIC FS DH (TWN)

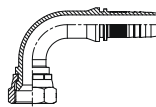


11011401
JIC FS 45 (CRN)

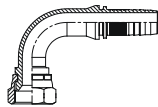
JIC 37° - HF2P-MT



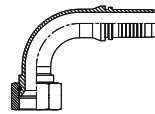
11011403
JIC FS 45 (TWN)



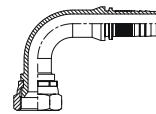
110119S1
JIC FS 90 SD (CRN)



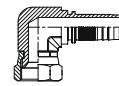
11011901
JIC FS 90 (CRN)



11011903
JIC FS 90 (TWN)



110119L1
JIC FS 90 LD (CRN)

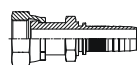


110119C1
JIC FS 90 CP (CRN)

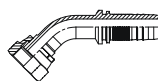
ORFS - HF2P-MT



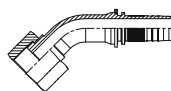
11031005
ORFS M



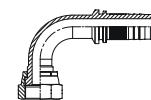
11031001
ORFS FS (CRN)



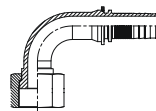
11031401
ORFS FS 45 (CRN)



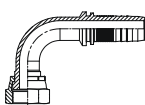
11031402
ORFS FS 45 (SON)



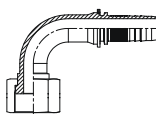
110319S1
ORFS FS 90 SD (CRN)



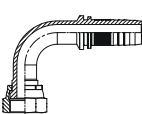
110319S2
ORFS FS 90 SD (SON)



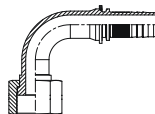
11031901
ORFS FS 90 (CRN)



11031902
ORFS FS 90 (SON)



110319L1
ORFS FS 90 LD (CRN)



110319L2
ORFS FS 90 LD (SON)

SAE - HF2P-MT



11012005
SAE ORB M



11013001
SAE 45 SEAT FS (CRN)



110130H1
SAE 45 SEAT DH FS (CRN)

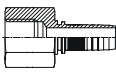
NPTF - HF2P-MT



11023005
NPTF M

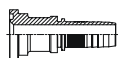


11023008
NPTF MS

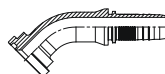


11023004
NPTF FF

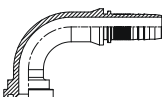
SAE FLANGE - HF2P-MT



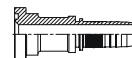
11041000
SAE 61 3K FL



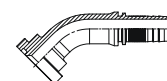
11041400
SAE 61 3K FL 45



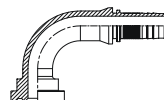
11041900
SAE 61 3K FL 90



11042000
SAE 62 6K FL

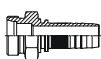


11042400
SAE 62 6K FL 45



11042900
SAE 62 6K FL 90

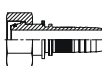
METRIC - HF2P-MT



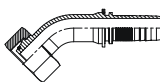
11053005
M24 CEL M



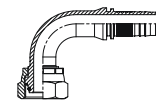
11055001
M24 DKOL FS (CRN)



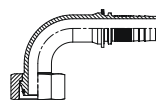
11055002
M24 DKOL FS (SON)



11055402
M24 DKOL FS 45 (SON)



11055901
M24 DKOL FS 90 (CRN)



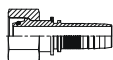
11055902
M24 DKOL FS 90 (SON)

HYDRAULIC - FITTINGS REFERENCE CHART

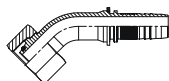
METRIC - HF2P-MT



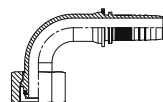
11054005
M24 CES M



11056002
M24 DKOS FS (SON)



11056402
M24 DKOS FS 45 (SON)



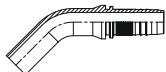
11056902
M24 DKOS FS 90 (SON)



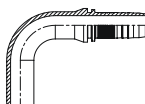
11060001
METRIC 60C FS (CRN)



11051000
MSP

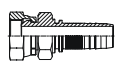


11051400
MSP 45



11051900
MSP 90

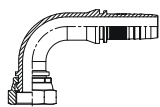
JIS - HF2P-MT



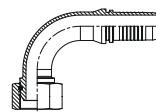
11065001
JIS C FS (CRN)



11065003
JIS C FS (TWN)



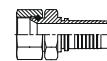
11065901
JIS C FS 90 (CRN)



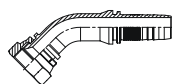
11065903
JIS C FS 90 (TWN)



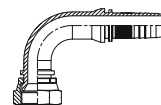
11066001
JIS F FS (CRN)



11066003
JIS F FS (TWN)



11066401
JIS F FS 45 (CRN)

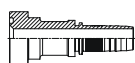


11066901
JIS F FS 90 (CRN)

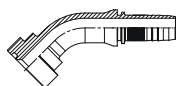


11071001
KOMATSU FS (CRN)

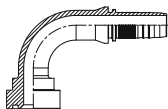
OEM - HF2P-MT



11073000
SCAT 9K FL



11073400
SCAT 9K FL 45



11073900
SCAT 9K FL 90

BANJO - HF2P-MT



110010A0
BSPP BANJO



110570A0
METRIC BANJO

ACCESSORIES - HF2P-MT



11092000
H-H



11093000
BRAZE TAIL



110010B0
BSPP BANJO BOLT



110570B0
METRIC BANJO BOLT

FERRULES - MULTISPIRAL - 230 SERIES

SKIVE - FE2P-MS



23020410
4SH

INSERTS - MULTISPIRAL - 130 SERIES

BSP - HF2P-MS



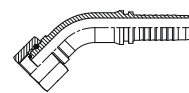
13004005
BSPT M



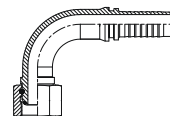
13001005
BSPP M



13002003
BSPP OR FS (TWN)



13002403
BSPP OR FS 45 (TWN)



13002903
BSPP OR FS 90 (TWN)

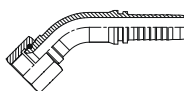
JIC 37° - HF2P-MS



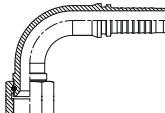
13011005
JIC M



13011003
JIC FS (TWN)

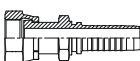


13011403
JIC FS 45 (TWN)

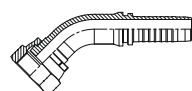


13011903
JIC FS 90 (TWN)

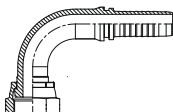
ORFS - HF2P-MS



13031001
ORFS FS (CRN)



13031401
ORFS FS 45 (CRN)



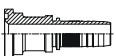
13031901
ORFS FS 90 (CRN)

NPTF - HF2P-MS

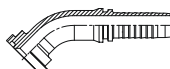


13023005
NPTF M

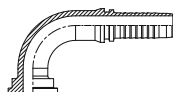
SAE FLANGE - HF2P-MS



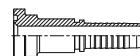
13041000
SAE 61 3K FL



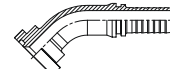
13041400
SAE 61 3K FL 45



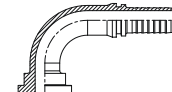
13041900
SAE 61 3K FL 90



13042000
SAE 62 6K FL



13042400
SAE 62 6K FL 45



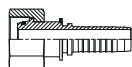
13042900
SAE 62 6K FL 90

HYDRAULIC - FITTINGS REFERENCE CHART

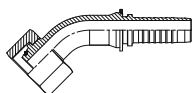
METRIC - HF2P-MS



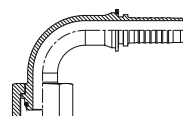
13054005
M24 CES M



13056002
M24 DKOS FS (SON)

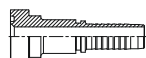


13056402
M24 DKOS FS 45 (SON)

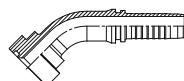


13056902
M24 DKOS FS 90 (SON)

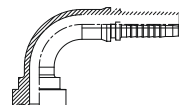
OEM - HF2P-MS



13073000
SCAT 9K FL



13073400
SCAT 9K FL 45



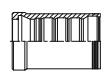
13073900
SCAT 9K FL 90

FERRULES - INTERLOCK - 240 SERIES

INTERLOCK - FE2P-IL



24030420
4SH/R13/R15



24030430
4SH



24030600
R13/R15

INSERTS - INTERLOCK - 140 SERIES

BSP - HF2P-IL



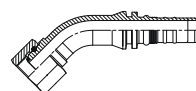
14004005
BSPT M



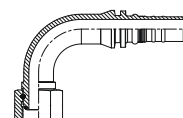
14001005
BSPP M



14002003
BSPP OR FS (TWN)



14002403
BSPP OR FS 45 (TWN)



14002903
BSPP OR FS 90 (TWN)

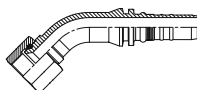
JIC 37° - HF2P-IL



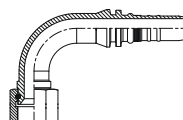
14011005
JIC M



14011003
JIC FS (TWN)



14011403
JIC FS 45 (TWN)

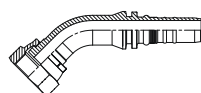


14011903
JIC FS 90 (TWN)

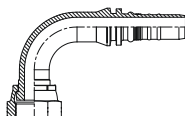
ORFS - HF2P-IL



14031001
ORFS FS (CRN)



14031401
ORFS FS 45 (CRN)



14031901
ORFS FS 90 (CRN)

NPTF - HF2P-IL

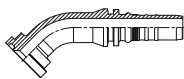


14023005
NPTF M

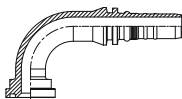
SAE FLANGE - HF2P-IL



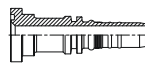
14041000
SAE 61 3K FL



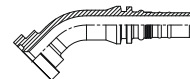
14041400
SAE 61 3K FL 45



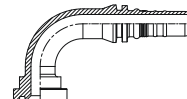
14041900
SAE 61 3K FL 90



14042000
SAE 62 6K FL

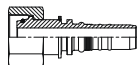


14042400
SAE 62 6K FL 45

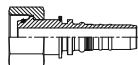


14042900
SAE 62 6K FL 90

METRIC- HF2P-IL



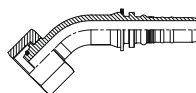
14054005
M24 CES M



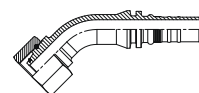
14056002
M24 DKOS FS (SON)



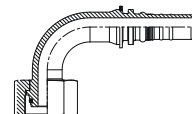
14056003
M24 DKOS FS (TWN)



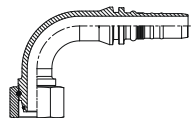
14056402
M24 DKOS FS 45 (SON)



14056403
M24 DKOS FS 45 (TWN)

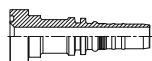


14056902
M24 DKOS FS 90 (SON)

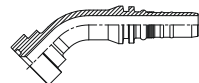


14056903
M24 DKOS FS 90 (TWN)

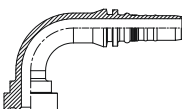
OEM - HF2P-IL



14073000
SCAT 9K FL



14073400
SCAT 9K FL 45



14073900
SCAT 9K FL 90

ACCESSORIES

FLANGE CLAMP



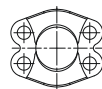
11041020
SAE 61 3K SFL



11042020
SAE 62 6K SFL



11041010
SAE 61 3K 4FL

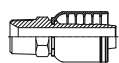


11042010
SAE 62 6K 4FL

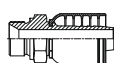
HYDRAULIC - FITTINGS REFERENCE CHART

ONE PIECE - WB - 1SC / 1SN / R1AT / 2SC / R16 / 2SN / R2AT / R17

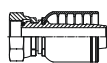
BSP - HF1P-WB



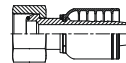
35004005
BSPT M



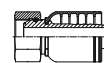
35001005
BSPP M



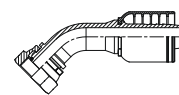
35002001
BSPP OR FS (CRN)



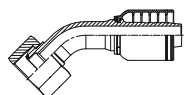
35002002
BSPP OR FS (SON)



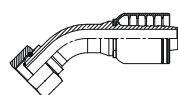
35002003
BSPP OR FS (TWN)



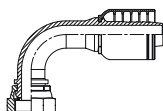
35002401
BSPP OR FS 45 (CRN)



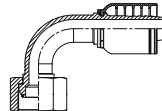
35002402
BSPP OR FS 45 (SON)



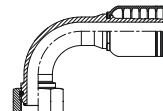
35002403
BSPP OR FS 45 (TWN)



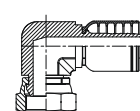
35002901
BSPP OR FS 90 (CRN)



35002902
BSPP OR FS 90 (SON)



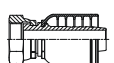
35002903
BSPP OR FS 90 (TWN)



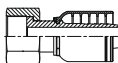
350029C1
BSPP OR FS 90 CP (CRN)



35003005
BSPP FSEAT M

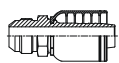


35003001
BSPP FSEAT FS (CRN)

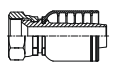


35003002
BSPP FSEAT FS (SON)

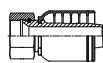
JIC 37° - HF1P-WB



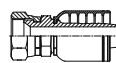
35011005
JIC M



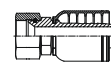
35011001
JIC FS (CRN)



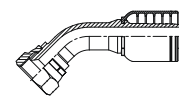
35011003
JIC FS (TWN)



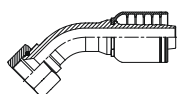
350110H1
JIC FS DH (CRN)



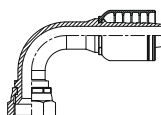
350110H3
JIC FS DH (TWN)



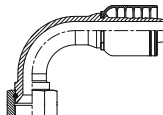
35011401
JIC FS 45 (CRN)



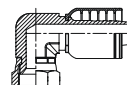
35011403
JIC FS 45 (TWN)



35011901
JIC FS 90 (CRN)



35011903
JIC FS 90 (TWN)

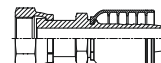


350119C1
JIC FS 90 CP (CRN)

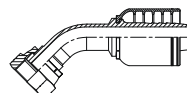
ORFS - HF1P-WB



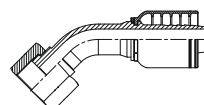
35031005
ORFS M



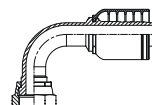
35031001
ORFS FS (CRN)



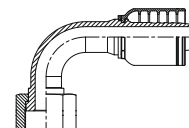
35031401
ORFS FS 45 (CRN)



35031402
ORFS FS 45 (SON)

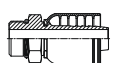


35031901
ORFS FS 90 (CRN)

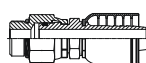


35031902
ORFS FS 90 (SON)

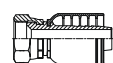
SAE - HF1P-WB



35012005
SAE ORB M



35012008
SAE ORB MS

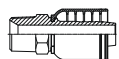


35013001
SAE 45 SEAT FS (CRN)



350130H1
SAE 45 SEAT DH FS (CRN)

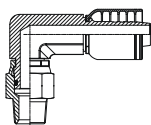
NPTF - HF1P-WB



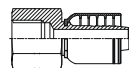
35023005
NPTF M



35023008
NPTF MS

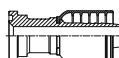


350239C8
NPTF MS CP

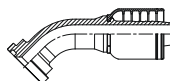


35023004
NPTF FF

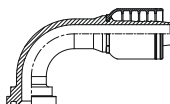
SAE FLANGE - HF1P-WB



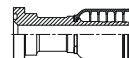
35041000
SAE 61 3K FL



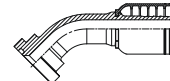
35041400
SAE 61 3K FL 45



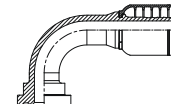
35041900
SAE 61 3K FL 90



35042000
SAE 62 6K FL

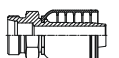


35042400
SAE 62 6K FL 45

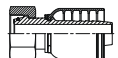


35042900
SAE 62 6K FL 90

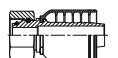
METRIC - HF1P-WB



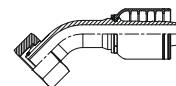
35053005
M24 CEL M



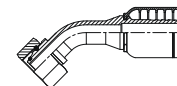
35055002
M24 DKOL FS (SON)



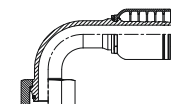
35055003
M24 DKOL FS (TWN)



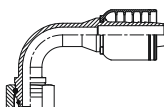
35055402
M24 DKOL FS 45 (SON)



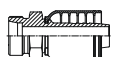
35055403
M24 DKOL FS 45 (TWN)



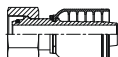
35055902
M24 DKOL FS 90 (SON)



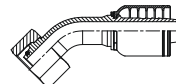
35055903
M24 DKOL FS 90 (TWN)



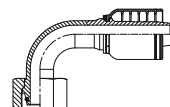
35054005
M24 CES M



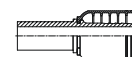
35056002
M24 DKOS FS (SON)



35056402
M24 DKOS FS 45 (SON)




35056902
M24 DKOS FS 90 (SON)

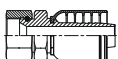


35051000
MSP

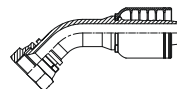
JIS - HF1P-WB



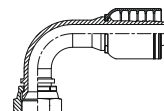
35066001
JIS F FS (CRN)



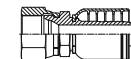
35066003
JIS F FS (TWN)



35066401
JIS F FS 45 (CRN)

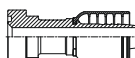


35066901
JIS F FS 90 (CRN)

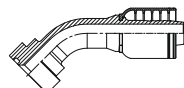


35071001
KOMATSU FS (CRN)

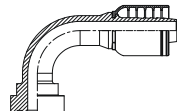
OEM - HF1P-WB



35073000
SCAT 9K FL



35073400
SCAT 9K FL 45



35073900
SCAT 9K FL 90

ACCESSORIES - HF1P-WB

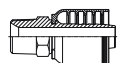


35092000
H-H

HYDRAULIC - FITTINGS REFERENCE CHART

ONE PIECE - WIRE SPIRAL - 4SP / R12 / 4SH -12 -16 - 355 SERIES

BSP - HF1P-WS 4SP-R12 - 4SH -12 -16



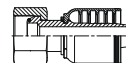
35504005
BSPT M



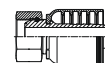
35501005
BSPP M



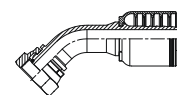
35502001
BSPP OR FS (CRN)



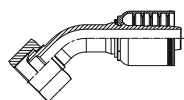
35502002
BSPP OR FS (SON)



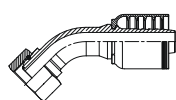
35502003
BSPP OR FS (TWN)



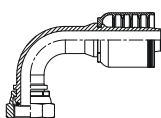
35502401
BSPP OR FS 45 (CRN)



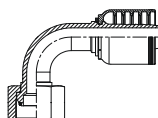
35502402
BSPP OR FS 45 (SON)



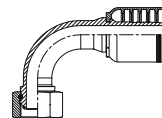
35502403
BSPP OR FS 45 (TWN)



35502901
BSPP OR FS 90 (CRN)



35502902
BSPP OR FS 90 (SON)



35502903
BSPP OR FS 90 (TWN)

JIC 37°- HF1P-WS 4SP-R12 - 4SH -12 -16



35511005
JIC M



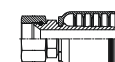
35511001
JIC FS (CRN)



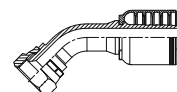
35511003
JIC FS (TWN)



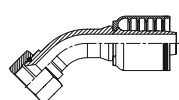
355110H1
JIC FS DH (CRN)



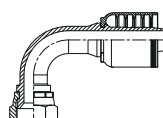
355110H3
JIC FS DH (TWN)



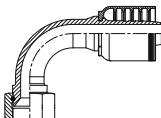
35511401
JIC FS 45 (CRN)



35511403
JIC FS 45 (TWN)

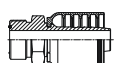


35511901
JIC FS 90 (CRN)



35511903
JIC FS 90 (TWN)

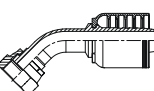
ORFS - HF1P-WS 4SP-R12 - 4SH -12 -16



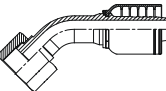
35531005
ORFS M



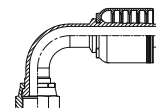
35531001
ORFS FS (CRN)



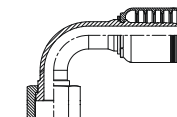
35531401
ORFS FS 45 (CRN)



35531402
ORFS FS 45 (SON)

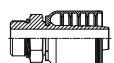


35531901
ORFS FS 90 (CRN)



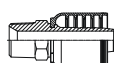
35531902
ORFS FS 90 (SON)

SAE - HF1P-WS 4SP-R12 - 4SH -12 -16



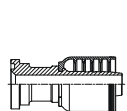
35512005
SAE ORB M

NPTF - HF1P-WS 4SP-R12 - 4SH -12 -16

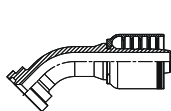


35523005
NPTF M

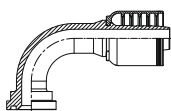
SAE FLANGE - HF1P-WS 4SP-R12 - 4SH -12 -16



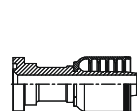
35541000
SAE 61 3K FL



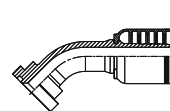
35541400
SAE 61 3K FL 45



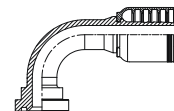
35541900
SAE 61 3K FL 90



35542000
SAE 62 6K FL

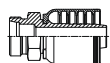


35542400
SAE 62 6K FL 45

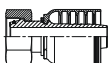


35542900
SAE 62 6K FL 90

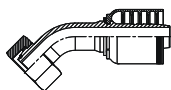
METRIC - HF1P-WS 4SP-R12 - 4SH -12 -16



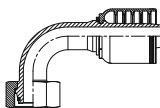
35553005
M24 CEL M



35555002
M24 DKOL FS (SON)



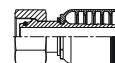
35555402
M24 DKOL FS 45 (SON)



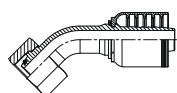
35555902
M24 DKOL FS 90 (SON)



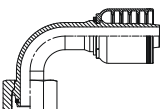
35554005
M24 CES M



35556002
M24 DKOS FS (SON)

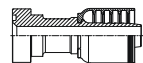


35556402
M24 DKOS FS 45 (SON)

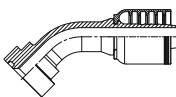


35556902
M24 DKOS FS 90 (SON)

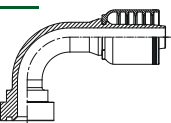
OEM - HF1P-WS 4SP-R12 - 4SH -12 -16



35573000
SCAT 9K FL



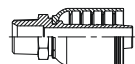
35573400
SCAT 9K FL 45



35573900
SCAT 9K FL 90

ONE PIECE - WIRE SPIRAL - 4SH / R13 / R15 - 360 SERIES

BSP - HF1P-WS 4SH-R13-R15 / 4SH-R13 -32



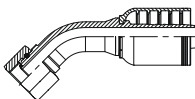
36004005
BSPT M



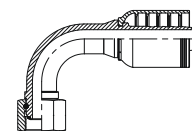
36001005
BSPP M



36002003
BSPP OR FS (TWN)

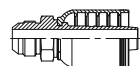


36002403
BSPP OR FS 45 (TWN)

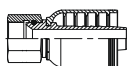


36002903
BSPP OR FS 90 (TWN)

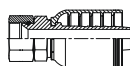
JIC 37° - HF1P-WS 4SH-R13-R15 / 4SH-R13 -32



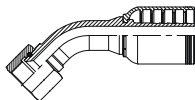
36011005
JIC M



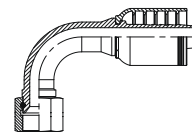
36011003
JIC FS (TWN)



360110H3
JIC FS DH (TWN)

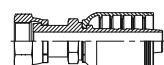


36011403
JIC FS 45 (TWN)

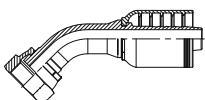


36011903
JIC FS 90 (TWN)

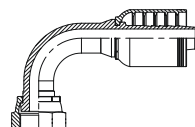
ORFS - HF1P-WS 4SH-R13-R15 / 4SH-R13 -32



36031001
ORFS FS (CRN)



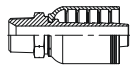
36031401
ORFS FS 45 (CRN)



36031901
ORFS FS 90 (CRN)

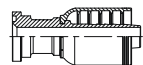
HYDRAULIC - FITTINGS REFERENCE CHART

NPTF - HF1P-WS 4SH-R13-R15 / 4SH-R13 -32

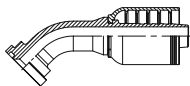


36023005
NPTF M

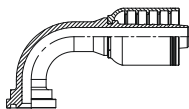
SAE FLANGE - HF1P-WS 4SH-R13-R15 / 4SH-R13 -32



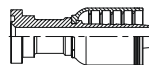
36041000
SAE 61 3K FL



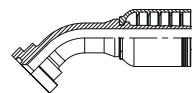
36041400
SAE 61 3K FL



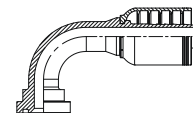
36041900
SAE 61 3K FL 90



36042000
SAE 62 6K FL



36042400
SAE 62 6K FL 45

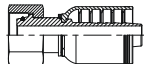


36042900
SAE 62 6K FL 90

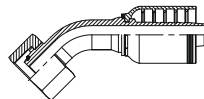
METRIC - HF1P-WS 4SH-R13-R15 / 4SH-R13 -32



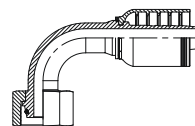
36054005
M24 CES M



36056002
M24 DKOS FS (SON)

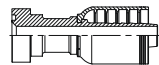


36056402
M24 DKOS FS 45 (SON)

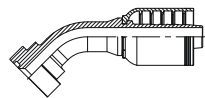


36056902
M24 DKOS FS 90 (SON)

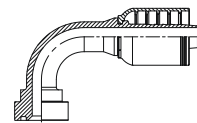
OEM - HF1P-WS 4SH-R13-R15 / 4SH-R13 -32



36073000
SCAT 9K FL



36073400
SCAT 9K FL 45



36073900
SCAT 9K FL 90

TWO PIECE FITTINGS

HOSE TYPE				WIRE BRAID						
FITTING TYPE	INSERT SERIES	ASSEMBLY TYPE	FERRULE SERIES	EN 857 1SC	EN 853 1SN SAE 100 R1AT	EN 857 2SC SAE 100 R16	EN 853 2SN SAE 100 R2AT	SAE 100 R17	PILOT	SAE 100 R5
MT	110	NO SKIVE	21010050	-04 → -06 DN 06 → DN 10 1/4" → 3/8"						
MT	110	NO SKIVE	21010150	-08 → -16 DN 12 → DN 25 1/2" → 1"	-03 → -32 DN 04 → DN 51 3/16" → 2"	-04 → -16 DN 06 → DN 25 1/4" → 1"		-04 → -16 DN 06 → DN 25 1/4" → 1"		
MT	110	NO SKIVE	21010200				-03 → -32 DN 04 → DN 51 3/16" → 2"			
MT	110	NO SKIVE	21010210		-03 → -32 DN 04 → DN 51 3/16" → 2"	-04 → -16 DN 06 → DN 25 1/4" → 1"	-03 → -32 DN 04 → DN 51 3/16" → 2"	-06 → -16 DN 10 → DN 25 3/8" → 1"		
MT	110	NO SKIVE	21020250							
MT	110	NO SKIVE	21010300							3/16" → 5/8"
MT	110	NO SKIVE	21010400							
MT	110	NO SKIVE	21010750							
MT	110	NO SKIVE	21010800						-04 → -08 DN 06 → DN 12 1/4" → 1/2"	
MT	110	NO SKIVE	21010900							
MT	110	SKIVE	21020100		-20 → -32 DN 31 → DN 51 1 1/4" → 2"					
MT	110	SKIVE	21020250		-03 → -16 DN 05 → DN 25 3/16" → 1"	-04 → -16 DN 06 → DN 25 1/4" → 1"	-03 → -32 DN 04 → DN 51 3/16" → 2"	-10 → -16 DN 16 → DN 25 5/8" → 1"		
MT	110	SKIVE	21020400							
MT	110	SKIVE	21020405							
MS	130	SKIVE	23020410							
IL	140	INTERLOCK	24030420							
IL	140	INTERLOCK	24030430							
IL	140	INTERLOCK	24030600							

ONE PIECE FITTINGS

1P-WB	350	NO SKIVE		-04 → -16 DN 06 → DN 25 1/4" → 1"	-04 → -32 DN 06 → DN 51 1/4" → 2"	-04 → -16 DN 06 → DN 25 1/4" → 1"	-04 → -32 DN 06 → DN 51 1/4" → 2"	-04 → -16 DN 06 → DN 25 1/4" → 1"		
1P-WS 4SP-R12-4SH	355	NO SKIVE								
1P-WS 4SH-R13-R15	360	NO SKIVE								
1P-WS 4SH	365	NO SKIVE								
1P-WS R13	366	NO SKIVE								

HYDRAULIC FITTINGS - INSERT AND FERRULE SELECTION CHART

WIRE SPIRAL					TEXTILE BRAID				
EN 856 R12 SAE 100 R12	EN 856 4SP	EN 856 4SH	EN 856 R13 SAE 100 R13	EN 856 R15 SAE 100 R15	EN 854 R6 SAE 100 R6	EN 854 2TE	EN 854 R3 SAE 100 R3	EN 854 3TE	EN 854 R4 SAE 100 R4
					-04 → -16 DN 06 → DN 25 1/4" → 1"	-04 → -16 DN 06 → DN 25 1/4" → 1"			
							-04 → -20 DN 06 → DN 31 1/4" → 1 1/4"	-04 → -32 DN 06 → DN 51 1/4" → 2"	-12 → -40 DN 19 → DN 63 3/4" → 2 1/2"
-06 → -20 DN 10 → DN 31 3/8" → 1 1/4"									
-10 → -32 DN 16 → DN 51 5/8" → 2"									
-06 → -08 DN 10 → DN 12 3/8" → 1/2"	-04 → -16 DN 06 → DN 25 1/4" → 1"								
		-12 → -20 DN 19 → DN 32 3/4" → 1 1/4"							
		-12 → -32 DN 19 → DN 51 3/4" → 2"							
		-12 → -16 DN 19 → DN 25 3/4" → 1"	-12 → -16 DN 19 → DN 25 3/4" → 1"	-12 → -16 DN 19 → DN 25 3/4" → 1"					
		-20 → -32 DN 31 → DN 51 1 1/4" → 2"							
			-20 → -32 DN 31 → DN 51 1 1/4" → 2"	-20 → -32 DN 31 → DN 51 1 1/4" → 2"					

-06 → -32 DN 10 → DN 51 3/8" → 2"	-06 → -16 DN 10 → DN 25 3/8" → 1"	-12 → -16 DN 19 → DN 25 3/4" → 1"							
		-12 → -24 DN 19 → DN 38 3/4" → 1 1/2"	-12 → -24 DN 19 → DN 38 3/4" → 1 1/2"	-12 → -24 DN 19 → DN 38 3/4" → 1 1/2"					
		-32 DN 51 2"							
			-32 DN 51 2"						

TWO PIECE FITTINGS

HOSE TYPE				THERMOPLASTIC		PTFE
FITTING TYPE	INSERT SERIES	ASSEMBLY TYPE	FERRULE SERIES	EN 855 R7 SAE 100 R7	EN 855 R7 SAE 100 R7	PTFE
MT	110	NO SKIVE	21010050			
MT	110	NO SKIVE	21010150			
MT	110	NO SKIVE	21010200			
MT	110	NO SKIVE	21010210			
MT	110	NO SKIVE	21020250			
MT	110	NO SKIVE	21010300			
MT	110	NO SKIVE	21010400			
MT	110	NO SKIVE	21010750	-04 → -06 DN 06 → DN 10 1/4" → 3/8"	-04 → -06 DN 06 → DN 10 1/4" → 3/8"	
MT	110	NO SKIVE	21010800			
MT	110	NO SKIVE	21010900			-04 → -06 DN 06 → DN 10 1/4" → 3/8"
MT	110	SKIVE	21020100			
MT	110	SKIVE	21020250			
MT	110	SKIVE	21020400			
MT	110	SKIVE	21020405			
MS	130	SKIVE	23020410			
IL	140	INTERLOCK	24030420			
IL	140	INTERLOCK	24030430			
IL	140	INTERLOCK	24030600			

PH369 - Hose Protective Sleeve

Application Polyhose Protective Sleeves are used on earthmoving machinery, mining industry and industrial equipment for wear resistance and to avoid getting people injured by burst and high pressure/temperature liquid spray.

Description Protective Sleeves are made of a high-performance nylon yarn to prevent abrasion and injuries. The special weave gives an exceptionally smooth inner wall, in which the hydraulic hose can move freely to prevent wear. Protective Sleeves are ideal for protecting people, the environment and the machine against possible leaks.






Material For Nylon - PH369N,
For Polyester - PH369P,
Special Material available on request.

Color Black

Approval RoHS, MSHA

Working temperature : -50°C to +125°C



PRODUCT CODE	 ID	 THICKNESS	 FLAT WIDTH	 Colour	 METERS PER BOX
	mm	mm	(+/- 1 mm)		m
PH369-017	17	0.8	30	Black	50
PH369-020	20	0.8	36	Black	50
PH369-023	23	0.8	40	Black	50
PH369-025	25	0.8	43	Black	50
PH369-027	27	0.8	45	Black	50
PH369-031	31	0.8	52	Black	50
PH369-033	33	0.8	55	Black	50
PH369-036	36	0.8	60	Black	50
PH369-040	40	0.8	66	Black	50
PH369-044	44	0.8	74	Black	50
PH369-047	47	0.8	77	Black	50
PH369-053	53	0.8	86	Black	50
PH369-055	55	0.8	90	Black	50
PH369-060	60	0.8	98	Black	50
PH369-066	66	0.8	106	Black	50
PH369-073	73	0.8	118	Black	50
PH369-078	78	0.8	126	Black	50
PH369-085	85	0.8	136	Black	50
PH369-093	93	0.8	150	Black	50
PH369-112	112	0.8	178	Black	50

PH368HG - Spiral Guard

Material High Density Polyethylene

Working temperature : -50°C to +130°C

Note : Standard colour Black. Other colours Yellow, Red, Blue, Green - available on request



SPIRAL GUARD SPECIFICATION SHEET					
PRODUCT	NOMINAL OD	NOMINAL ID	W.T (MM)	PITCH (MM)	USAGE RANGE(HOSE DIA MM)
PH368HG-12	12	9	1.5	10	9 TO 13
PH368HG-16	16	12.6	1.7	12	13 TO 18
PH368HG-20	20	16	2.0	16	16 TO 22
PH368HG-25	25	20.6	2.2	20	20 TO 27
PH368HG-32	32	27	2.5	22	27 TO 36
PH368HG-40	40	34.6	2.7	27	34 TO 44
PH368HG-50	50	44	3.0	30	43 TO 55
PH368HG-63	63	55.4	3.8	37	55 TO 67
PH368HG-75	75	66	4.5	42	66 TO 80
PH368HG-90	90	80	5.0	45	80 TO 98
PH368HG-110	110	99	5.5	50	99 TO 115
PH368HG-125	125	113	6.0	55	113 TO 130
PH368HG-140	140	128	6.0	55	128 TO 145

NYLON BUNDLE STRAP



NYLON BUNDLE STRAP SPECIFICATIONS			
PRODUCT CODE	WIDTH (MM)	LENGTH (MM)	MATERIAL
HGNT-025-600	25	600	Nylon 6
HGNT-025-1200	25	1200	Nylon 6

Special lengths on request, conditions apply.
Minimum order Quantity 1000 pcs.
Personal branding available, conditions apply.

Recommended Practices for Hydraulic Hose Assemblies

Foreword

This SAE Recommended Practice is intended as a guide to consider when selecting, routing, fabricating, installing, replacing, maintaining and storing hose for fluid-power systems. It is subject to change to keep pace with experience and technical advances. For those new to hose use in fluid-power systems, this guide outlines practices to note during each phase of system design and use. Experienced designers and users skilled in achieving proper results, as well as the less experienced, can use this outline as a list of considerations to keep in mind. Fluid power systems are complex and require extensive knowledge of both the system requirements and the various types of hose. Therefore, all-inclusive, detailed, step-by-step instructions are not practical and are beyond the scope of this document. Less experienced designers and users who need more information can consult specialists such as hose suppliers and manufacturers. This guide can improve the communication process. Safety Considerations — These recommended practices involve safety considerations; note these carefully during all phases of design and use of hose systems. Improper selection, fabrication, installation or maintenance of hose and hose assemblies for fluid-power systems may result in serious personal injury or property damage. These recommended practices can reduce the likelihood of component or system failure, thereby reducing the risk of injury or damage.

1. Scope

SAE J1273 provides guidelines for selection, routing, fabrication, installation, replacement, maintenance and storage of hose and hose assemblies for fluid-power systems. Many of these SAE Recommended Practices also may be suitable for other hose and systems.

2. References

2.1 Applicable Documents – The following publications form a part of this specification to the extent specified herein. Unless otherwise specified, the latest issue of SAE publications shall apply.
SAE J343 – Test and Procedures for SAE 100R Series Hydraulic Hose and Hose Assemblies.
SAE J516 – Hose Fittings
SAE J517 – Hydraulic Hose
SAE J1927 – Cumulative Damage Analysis for Hydraulic Hose Assemblies

3. Explanation of Terms

These explanations serve only to clarify this document and are not intended to stand alone. They are presented sequentially, with the former helping to explain the latter.

3.1 Fluid Power – Energy transmitted and controlled using pressurized hydraulic fluids or compressed air.

3.2 Hose – Flexible conductor. In this document, the term hose may also refer to a hose assembly with related accessories used in fluid power applications.

3.3 Hose Fitting or Fitting – Connector which can be attached to the end of a hose.

3.4 Hose Assembly – Hose with hose fittings attached.

3.5 Hose Failure – Occurrence in which a hose stops meeting system requirements.

3.6 Hose Service Life – Length of time a hose meets system requirements without needing replacement.

4. Safety Considerations

Listed in 4.1 to 4.7 are some potential conditions and situations that may lead to personal injury and/or property damage. The list is not necessarily all inclusive. Consider reasonable and feasible means, including those described in this section, to reduce the risk of injuries or property damage.

4.1 Fluid Injections – Fine streams of escaping pressurized fluid can penetrate skin and enter a human body. These fluid injections may cause severe tissue damage and loss of limb. Consider various means to reduce the risk of fluid injections, particularly in areas normally occupied by operators. Consider careful routing, adjacent components, warnings, guards, shields and training programs. Relieve pressure before disconnecting hydraulic or other lines. Tighten all connections before applying pressure. Avoid contact with escaping fluids. Treat all leaks as though pressurized and hot enough to burn skin. Never use any part of your body to check for hose leaks. If a fluid-injection accident occurs, see a doctor immediately. **DO NOT DELAY OR TREAT AS A SIMPLE CUT!** Any fluid injected into the skin must be surgically removed within a few hours or gangrene may result. Doctors unfamiliar with this type of injury should consult a knowledgeable medical source.

4.2 Whipping Hose – If a pressurized hose assembly blows apart, the fittings can be thrown off at high speed, and the loose hose can flail or whip with great force. This is especially true in compressible-fluid systems. When this risk exists, consider guards and restraints to protect against injury.

4.3 Burns from Conveyed Fluids – Fluid-power media may reach temperatures that can burn human skin. If there is risk of burns from escaping fluid, consider guards and shields to prevent injury, particularly in areas normally occupied by operators.

4.4 Fire and Explosion from Conveyed Fluids – Most fluid-power media, including fire-resistant hydraulic fluids, will burn under certain conditions. Fluids which escape from pressurized systems may form a mist or fine spray which can flash or explode upon contact with an ignition source. Consider selecting, guarding, and routing hose to minimize the risk of combustion. (See Section 5 and ISO 3457).

4.5 Fire and Explosions from Static-Electric Discharge – Fluid passing through hose can generate static electricity, resulting in static-electric discharge. This may create sparks that can ignite system fluids or gases in the surrounding atmosphere. When this potential exists, select hose specifically designed to carry the static-electric charge to ground.

4.6 Electrical Shock – Electrocutation could occur if hose conducts electricity through a person. Most hoses are conductive. Many contain metal or have metal fittings. Even nonconductive hoses can be conduits for electricity if they carry conductive fluids. Be aware of routing or using hose near electrical sources. When this cannot be avoided, select appropriate hose. Nonconductive hoses should be considered. SAE J517–100R7 and 100R8 hoses, with orange covers marked “Nonconductive” are available for applications requiring nonconductive hose.

4.7 Mechanisms Controlled by Fluid Power – Mechanisms controlled by fluid in hoses can become hazardous when a hose fails. For example, when a hose bursts, objects supported by fluid pressure may fall, or vehicles or machines may lose their brakes or steering. If mechanisms are controlled by fluid power, consider safe modes of failure that minimize risks of injury or damage.

5. Hose Selection and Routing

A wide variety of interacting factors influence hose service life and the ability of each fluid-power system to operate satisfactorily, and the combined effects of these factors on service life are often unpredictable. Therefore, these documents should not be construed as design standards. For applications outside the specifications in SAE J517, SAE J516, or other relevant design standards, performance of hose assemblies should be determined by appropriate testing. Carefully analyze each system. Then design routings and select hose and related components to meet the system-performance and hose service-life requirements, and to minimize the risks of personal injury and/or property damage. Consider the following factors:

5.1 System Pressures – Excessive pressure can accelerate hose assembly failure. Analyze the steady-state pressures, and the frequency and the amplitude of pressure surges, such as pulses and spikes. These are rapid and transient rises in pressure which may not be indicated on many common pressure gauges and can be identified best on high-frequency-response electronic measuring instruments. For maximum hose service life, hose selection should be based on a system pressure, including surges, that is less than the hose maximum working pressure. Hose may be used above its maximum working pressure where reduced life expectancy is acceptable. SAE J1927 provides on method to help predict wire-reinforced hose service for a given hydraulic application, where the surge pressure peaks vary, and/or the highest-pressure peaks occur infrequently.

5.2 Suction – For suction applications, such as inlet flow to pumps, select hose to withstand both the negative and positive pressures the system imposes on the hose.

5.3 External Pressure – In certain applications, such as in autoclaves or under water, the external environmental pressures may exceed the fluid pressure inside the hose. In these applications, consider the external pressures, and, if necessary, consult the manufacturers.

5.4 Temperature – Exceeding hose temperature ratings may significantly reduce hose life. Select hose so the fluid and ambient temperatures, both static and transient, fall within the hose ratings. The effects of external heat sources should not raise the temperature of the hose above its maximum operating temperature. Select hose, heat shields, sleeving, and other methods for these requirements, and route or shield hose to avoid hose damage from external heat sources.

5.5 Permeation – Permeation, or effusion, is seepage of fluid through the hose. Certain materials in hose construction are more permeable than others. Consider the effects of permeation when selecting hose, especially with gaseous fluids. Consult the hose and fluid manufacturers for permeability information.

5.6 Hose-Material Compatibility – Variables that can affect compatibility of system fluids with hose materials include, but are not limited to:

- A. Fluid Pressure
- B. Temperature
- C. Concentration
- D. Duration of exposure

Because of permeation (see 5.5), consider compatibility of system fluids with the hose, tube, cover, reinforcement, and fittings. Consult the fluid and hose manufacturers for compatibility information. NOTE—Many fluid/elastomer compatibility tables in manufacturers’ catalogs show ratings based on fluids at 21 C, room temperature. These ratings may change at other temperatures. Carefully read the notes on the compatibility tables, and if in doubt, consult the manufacturer. NOTE—Refer chemical resistance information.

5.7 Environment – Environmental conditions can cause hose and fitting degradation. Conditions to evaluate include, but are not limited to:

- A. Ultraviolet light
- B. Salt water
- C. Air pollutants
- D. Temperature

E. Ozone

F. Chemicals

G. Electricity

H. Abrasion

If necessary, consult the manufacturers for more information.

5.8 Static-Electric Discharge – Fluid passing through hose can generate static electricity resulting in static-electric discharge. This may create sparks that can puncture hose. If this potential exists, select hose with sufficient conductivity to carry the static electric charge to the ground.

5.9 Sizing – The power transmitted by pressurized fluid varies with pressure and rate of flow. Select hose with adequate size to minimize pressure loss, and to avoid hose damage from heat generation or excessive velocity. Conduct calculations, or consult the manufacturers for sizing at flow velocities.

5.10 Unintended Uses – Hose assemblies are designed for the internal forces of conducted fluids. Do not pull hose or use it for purposes that may apply external forces for which the hose or fittings were not designed.

5.11 Specifications and Standards – When selecting hose and fittings for specific applications, refer to applicable government, industry, and manufacturer’s specifications and standards.

5.12 Unusual Applications – Applications not addressed by the manufacturer or by industry standards may require special testing prior to selecting hose.

5.13 Hose Cleanliness – The cleanliness requirements of system components, other than hose, will determine the cleanliness requirements of the application. Consult the component manufacturers’ cleanliness information for all components in the system. Hose assemblies vary in cleanliness levels; therefore, specify hose assemblies with adequate cleanliness for the system.

5.14 Hose Fittings – Selection of the proper hose fittings for the hose and application is essential for proper operation and safe use of hose and related assembly equipment. Hose fittings are qualified with the hose. Therefore, select only hose fittings compatible with the hose for the applications. Improper selection of hose fittings or related assembly equipment for the application can result in injury or damage from leaks, or from hose assemblies blowing apart (see 4.2, 6.2, 6.3 and 6.4).

5.15 Vibration – Vibration can reduce hose service life. If required, conduct tests to evaluate the frequency and amplitude of system vibration. Clamps or other means may be used to reduce the effects of vibration. Consider the vibration requirements when selecting hose and predicting service life.

5.16 Hose Cover Protection – Protect the hose cover from abrasion, erosion, snagging and cutting. Special abrasion resistant hoses and hose guards are available for additional protection. Route hose to reduce abrasion from hose rubbing other hose or objects that may abrade it.

5.17 External Physical Abuse – Route hose to avoid:

- A. Tensile loads
- B. Side loads
- C. Flattening
- D. Thread damage
- E. Kinking
- F. Damage to sealing surfaces
- G. Abrasion
- H. Twisting

5.18 Swivel-Type Adapters – Swivel-type fittings or adapters do not transfer torque to hose while being tightened. Use these as needed to prevent twisting during installation.

5.19 Live Swivels – If two components in the system are rotating in relation to each other, live swivels may be necessary. These connectors reduce the torque transmitted to the hose.

5.20 Slings and Clamps – Use slings and clamps to support heavy or long hose and to keep it away from moving parts. Use clamps that prevent hose movement that will cause abrasion.

5.21 Minimum Bend Radius – The minimum bend radius is defined in SAE J343 and is specified in other SAE standards and hose manufacturer’s product literature. Routing at less than minimum bend radius may reduce hose life. Sharp bending at the hose/fitting juncture may result in leaking, hose rupturing, or the hose assembly blowing apart (see 4.2 and Figure 1).

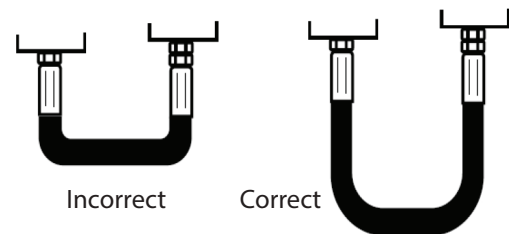


Figure 1. Minimum Bend Radius

5.22 Elbows and Adapters – In special cases, use elbows and adapters to relieve hose strain (see Figure 2).

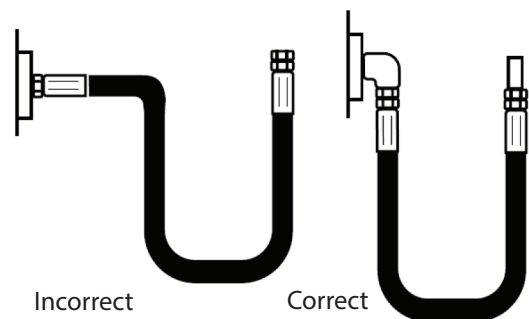


Figure 2. Elbows and Adapters

5.23 Lengths – Unnecessarily long hose can increase pressure drop and affect system performance. When pressurized, hose that is too short may pull loose from its fittings, or stress the fitting connections, causing premature metallic or seal failures. When establishing hose length, refer to Figures 3, 4, and 5; and use the following practices:

5.23.1 Motion Absorption – Provide adequate hose length to distribute movement and prevent bends smaller than the minimum bend radius.

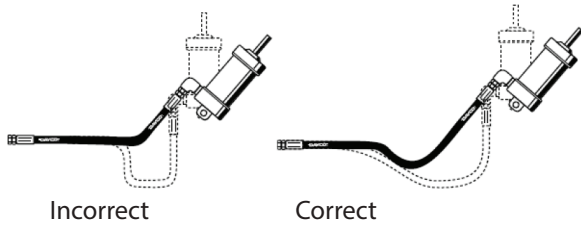


Figure 3. Motion Absorption

5.23.2 Hose and Machine Tolerances – Design hose to allow for changes in length due to machine motion and tolerances.




Figure 4. Hose and Machine Tolerances

5.23.3 Hose Length Due To Pressure – Design hose to accommodate length changes from changing pressures. Do not cross or clamp together high- and low-pressure hoses. The difference in length changes could wear the hose covers.

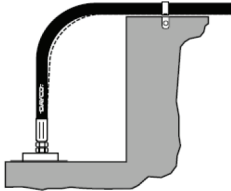


Figure 5. Hose Length Due To Pressure

5.24 Hose Movement and Bending – Hose allows relative motion between system components. Analyze this motion when designing hose systems. The number of cycles per day may significantly affect hose life. Also, avoid multiple planes of motion and twisting motion. Consider the motion of the hose when selecting hose and predicting service life. In applications that require hose to move or bend, refer to Figures 6 and 7; and use these practices:

5.24.1 Bend in Only One Plane to Avoid Twisting

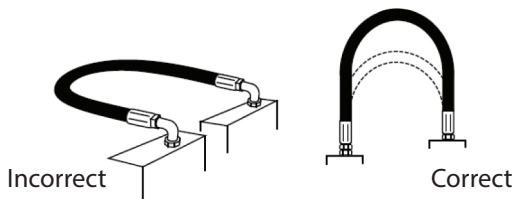


Figure 6. Bend in Only One Plane to Avoid Twisting

5.24.2 Prevent Hose Bending in More Than One Plane – If hose follows a compound bend, couple it into separate segments, or clamp into segments that flex in only one plane

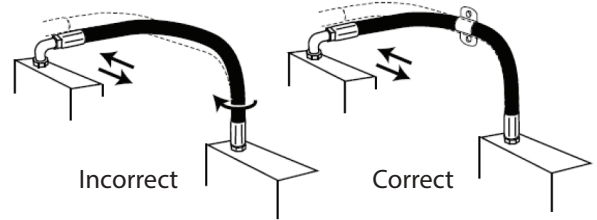


Figure 6. Prevent Hose Bending in More Than One Plane

6. Hose-Assembly Fabrication

Persons fabricating hose assemblies should be trained in the proper use of equipment and materials. The manufacturers' instructions and the practices listed as follows must be followed. Properly assembled fittings are vital to the integrity of a hose assembly. Improperly assembled fittings can separate from the hose and may cause serious injury or property damage from whipping hose, or from fire or explosion of vapor expelled from the hose.

6.1 Component Inspection – Prior to assembly, examine components for:

- A. Style or type
- B. Cleanliness
- C. Loose covers
- D. Nicks
- E. Size
- F. Inside obstructions
- G. Visible defects
- H. Damage
- I. Length
- J. Blisters
- K. Burrs

6.2 Hose Fittings – Hose fitting components from one manufacturer are not usually compatible with fittings components supplied by another manufacturer. For example, do not use a hose fitting nipple from one manufacturer with a hose socket from another manufacturer. It is the responsibility of the fabricator to consult the manufacturer's written instructions or the manufacturer directly for information on proper fitting components.

6.3 Hose and Fitting Compatibility – Care must be taken to determine proper compatibility between the hose and fitting. Base selection on the manufacturers' recommendations substantiated by testing to industry standards such as SAE J517. Hose from one manufacturer is not usually compatible with fittings from another. Do not intermix hose and fittings from two manufacturers without approval from both manufacturers

6.4 Hose Assembly Equipment – Assembly equipment from one manufacturer is usually not interchangeable with that from another manufacturer. Hoses and fittings from one manufacturer should not generally be assembled with the equipment of another manufacturer.

6.5 Safety Equipment – During fabrication, use proper safety equipment, including eye protection, breathing apparatus, and adequate ventilation.

6.6 Reuse of Hose and Fittings – When fabricating hose assemblies, do not reuse:

- A. Field-attachable fittings that have blown or pulled off hose.
- B. Any part of hose fittings that were permanently crimped or swaged to hose.
- C. Hose that has been in service after system check out (see 7.7).

6.7 Cleanliness of Hose Assemblies – Hose assemblies may be contaminated during fabrication. Clean hoses to specified cleanliness levels

7. Hose Installation and Replacement

Use the following practices when installing hose assemblies in new systems or replacing hose assemblies in existing systems:

7.1 Pre-Installation Inspection – Before installing hose assemblies, examine:

- A. Hose length and routing for compliance with original design.
- B. Assemblies for correct style, size, length and visible nonconformities.
- C. Fitting sealing surfaces for burrs, nicks, or other damage.

NOTE: When replacing hose assemblies in existing systems, verify that the replacement is of equal quality to the original assembly.

7.2 Handling During Installation – Handle hose with care during installation. Kinking hose, or bending at less than minimum bend radius may reduce hose life. Avoid sharp bending at the hose/fitting juncture (see 5.21).

7.3 Twist Angle and Orientation – Pressure applied to a twisted hose may shorten the life of the hose or loosen the connections. To avoid twisting, use the hose lay line or marking as a reference (see zFigure 8).

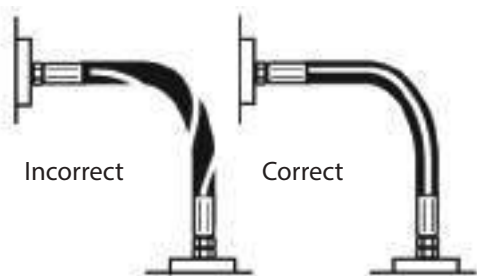


Figure 8. Twist Angle and Orientation

7.4 Securement and Protection – Install necessary restraints and protective devices. Determine that such devices do not create additional stress or wear points.

7.5 Routing – Review proper routing practices provided in Section 5 and make appropriate corrections to obtain optimum performance.

7.6 Assembly Torque – The connection end of a hose is normally threaded to obtain a tight pressure seal when attached to a port, an adapter, or another fitting. Sometimes bolts or screws provide the threaded connection. Each size and type of connection requires different torque values, and these may vary due to type of material or exterior coating.

7.7 System Checkouts – In hydraulic or other liquid systems, eliminate all air entrapment after completing the installation. Follow manufacturers' instructions to test the system for possible malfunctions and leaks.

7.7.1 To avoid injury during system checkouts:

- A. Do not touch any part of the system when checking for leaks (see 4.1).
- B. Stay out of potentially hazardous areas while testing hose systems (see Section 4).
- C. Relieve system pressure before tightening connections.

8. Maintenance Inspection

A hose and fitting maintenance program may reduce equipment downtime, maintain peak operating performance, and reduce the risk of personal injury and/or property damage. The user should design and implement a maintenance program that suits the specific application and each specific hose in that application.

8.1 Inspection Frequency – Evaluate factors such as the nature and severity of the application, past history, and manufacturers information to establish the frequency of visual inspections and functional tests.

8.2 Visual Inspection (Hose and Fittings) – Visually inspect hose and fittings for:

- A. Leaks at hose fitting or in hose.
- B. Damaged, cut or abraded cover.
- C. Exposed reinforcement.
- D. Kinked, crushed, flattened, or twisted hose.
- E. Hard, stiff, heat cracked, or charred hose.
- F. Blistered, soft, degraded, or loose cover.
- G. Cracked, damaged, or badly corroded fittings.
- H. Fitting slippage on hose.
- I. Other signs of significant deterioration. If any of these conditions exist, evaluate the hose assemblies for correction or replacement.

8.3 Visual Inspection (All Other Components) – When visually inspecting hose and fittings, inspect for related items including:

- A. Leaking ports.
- B. Damaged or missing hose clamps, guards or shields.
- C. Excessive dirt and debris around hose.
- D. System fluid: Level, type, contamination, condition and air entrainment. If any of these are found, address them appropriately.

8.4 Functional Test – Functional tests determine if systems are leak free and operating properly. Carry out functional tests per information from equipment manufacturers.

9. Hose Storage

Age control and the manner of storage can affect hose life. Use the following practices when storing hose.

9.1 Age Control – Maintain a system of age control to determine that hose is used before its shelf life has expired. Shelf life is the period of time when it is reasonable to expect the hose to retain full capabilities for rendering the intended service. Store hose in a manner that facilitates age control and first-in, first-out usage based on manufacturing date on hose or hose assembly. Per SAE J517:

- A. Shelf life of rubber hose in bulk form, or in hose assemblies passing visual inspection and proof test, is forty quarters (ten years) from the date of vulcanization.
- B. Shelf life of thermoplastic and polytetrafluoroethylene hose is considered to be unlimited.

Selection of Hose Diameter from Flow Rate and Velocity

The Fluid Velocity Nomogram gives the velocity of a liquid or gas as a function of flow rate and inside diameter of the fluid line. The commonly recommended maximum velocities for hydraulic oil systems at 200°F or less are indicated for guidance.

Example: At 10 gpm, what is the minimum size within the recommended velocity range for a hydraulic pressure line?

The dashed line drawn from the 10 gpm mark on the left hand line to the maximum velocity of 20 fps intersects the middle line at .438 " (7/16" I. D. hose or tubing).

For a hose application, use 1/2" I. D., the nearest common standard size.

This chart is based on the following formulas: $V_{fps} = \frac{.321Q}{pd^2}$

Q = gal per min

d = hose or tube I. D. (inch)

cu. ft./min. = .1337 Q

The cu. ft. per min. value is the actual Volume flow rate under flowing conditions.
For air, standard cfm of free air = 7.81 actual cfm when the inlet air is at 100 PSIG 68°F.

9.2 Storage – Store hose and hose assemblies in a cool, dark, dry area with the ends capped. When storing hose, take care to avoid damage that could reduce hose life, and follow the manufacturers' information for storage and shelf life.

Examples of factors that can adversely affect hose product in storage are:

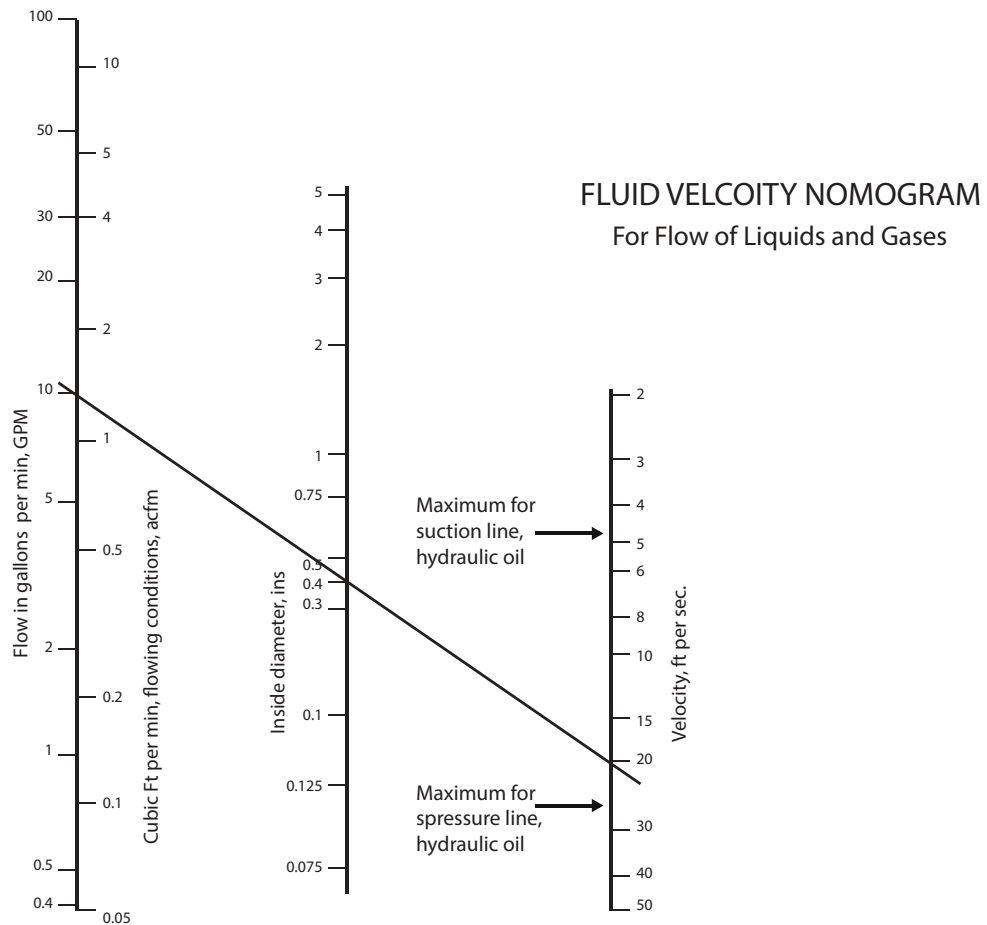
- A. Temperature
- B. Ozone
- C. Oils
- D. Corrosive liquids and fumes
- E. Rodents
- F. Humidity
- G. Ultraviolet light
- H. Solvents
- I. Insects
- J. Radioactive materials

If there are any questions regarding the quality or usability of hose or hose assemblies, evaluate appropriately:

A. Flex the hose to the minimum bend radius and compare it with new hose. After flexing, examine the cover and tube for cracks. If any appear, no matter how small, reject the hose.

B. If the hose is wire reinforced, and the hose is unusually stiff, or a cracking sound is heard during flexing, check for rust by cutting away a section of the cover from a sample. Rust would be another reason for rejection.

C. If doubt still persists, contact hose assembler to conduct proof-pressure tests or any other tests needed to verify hose quality. Prepared by the SAE Fluid Conductors and Connectors Technical Committee SC3-Training and Education Subcommittee



Determination of Pressure Drop in the Line

$$\text{Velocity: } v = 0.409 = \frac{Q}{d^2} = 0.0509 = \frac{w}{pd^2} = \frac{q}{.785d^2}$$

$$\text{Reynold's Number: } Re = 124 \frac{dvp}{\mu} = 6.31 \frac{w}{d\mu} = 378 \frac{qp}{d\mu}$$

Pressure Drop, Isothermal, Incompressible Flow (Liquids):

$$\Delta P = .001294 = \frac{fLpv^2}{d} = .00000336 = \frac{fLW^2}{pd^5} = .0121 \frac{fLq^2}{.d^5}$$

Pressure Drop, Isothermal, Compressible, Long Lines (Gases and Vapors):

$$\frac{\Delta P}{P_1} = 1 - \sqrt{1 - \frac{fLp_1 v_1^2}{12 g d P_1}}$$

Symbols and Units for Listed Formulas

d = inside diameter of hose, inches

f = friction coefficient, dimensionless

g = gravitational constant, 32.2 ft./sec²

P₁ = input pressure, PSI

ΔP = pressure difference, PSI

q = rate of flow at working condition, cu. ft./min.

Q = rate of flow, gals./min.

Re = Reynolds number, dimensionless

v = flow velocity, ft./sec.

W = rate of flow, lbs./hr.

p = weight density of fluid, lbs./cu. ft.

μ = absolute (dynamic) viscosity, centipoises

PRODUCT INDEX

CODE NUMBER	DESCRIPTION	CATEGORY	STANDARD	PAGE NUMBER
PH06	POLYAMIDE TUBE (PA6)	INDUSTRIAL & AUTOMOTIVE TUBING	DIN73378, DIN74324	81
PH10	POLYAMIDE TUBE (TPU)	INDUSTRIAL & AUTOMOTIVE TUBING	DIN73378, DIN74324	81
PH11	POLYAMIDE TUBE (PA11)	INDUSTRIAL & AUTOMOTIVE TUBING	DIN73378, DIN74324	81
PH12	POLYAMIDE TUBE (PA12)	INDUSTRIAL & AUTOMOTIVE TUBING	DIN73378, DIN74324	81
PH13	POLYURETHANE TUBE	INDUSTRIAL & AUTOMOTIVE TUBING	POLYHOSE PROPRIETARY PRODUCT	82
PH14	SPATTER TUBE	INDUSTRIAL & AUTOMOTIVE TUBING	POLYHOSE PROPRIETARY PRODUCT	83
PH17	FEP TUBE	INDUSTRIAL & AUTOMOTIVE TUBING	POLYHOSE PROPRIETARY PRODUCT	87
PH18	PTFE PLAIN TUBE	INDUSTRIAL & AUTOMOTIVE TUBING	POLYHOSE PROPRIETARY PRODUCT	84-86
PH19	PTFE CONVO TUBE	INDUSTRIAL & AUTOMOTIVE TUBING	POLYHOSE PROPRIETARY PRODUCT	84-86
PH20	PTFE CONDUCTIVE PLAIN TUBE	INDUSTRIAL & AUTOMOTIVE TUBING	POLYHOSE PROPRIETARY PRODUCT	84-86
PH140	HI TEMP BRAKE HOSE	AUTOMOBILE & AIR CONDITIONING	POLYHOSE PROPRIETARY PRODUCT	30
PH142	2W BRAIDED HIGH PRESSURE HYDRAULIC HOSE	RUBBER - LOW & MEDIUM PRESSURE HYDRAULIC HOSE	POLYHOSE PROPRIETARY PRODUCT	12
PH143	EN 853-1ST HYDRAULIC HOSE	RUBBER - LOW & MEDIUM PRESSURE HYDRAULIC HOSE	SAE 100R1A / EN 853-1ST	5
PH144	EN 853-2ST HYDRAULIC HOSE	RUBBER - LOW & MEDIUM PRESSURE HYDRAULIC HOSE	SAE 100R2A / EN 853-2ST	7
PH145	SAE 100R4 HYDRAULIC SUCTION HOSE	RUBBER - LOW & MEDIUM PRESSURE HYDRAULIC HOSE	SAE 100R4	13
PH146	SAE 100R5 HYDRAULIC HOSE	RUBBER - LOW & MEDIUM PRESSURE HYDRAULIC HOSE	SAE 100R5	13
PH147	SAE 100R6 HYDRAULIC HOSE	RUBBER - LOW & MEDIUM PRESSURE HYDRAULIC HOSE	SAE 100R6	15
PH148	MEDIUM PRESSURE HYDRAULIC HOSE - R7	THERMOPLASTIC - HYDRAULIC HOSE	SAE 100 R7 / DIN EN ISO 3949	53
PH149	HIGH PRESSURE HYDRAULIC HOSE -R8	THERMOPLASTIC - HYDRAULIC HOSE	SAE 100 R8 / DIN EN ISO 3949	53
PH150	SAE 100R3 HYDRAULIC HOSE	RUBBER - LOW & MEDIUM PRESSURE HYDRAULIC HOSE	SAE 100R3	14
PH161	EN 854-1TE HYDRAULIC HOSE	RUBBER - LOW & MEDIUM PRESSURE HYDRAULIC HOSE	EN 854-1TE	16
PH162	EN 854-2TE HYDRAULIC HOSE	RUBBER - LOW & MEDIUM PRESSURE HYDRAULIC HOSE	EN 854-2TE	16
PH163	EN 854-3TE HYDRAULIC HOSE	RUBBER - LOW & MEDIUM PRESSURE HYDRAULIC HOSE	EN 854-3TE	17
PH174	BCS 174-2W MINING HYDRAULIC HOSE	MINING HOSE	BCS 174	25
PH175	2W BRAIDED HIGH PRESSURE JACK HOSE	RUBBER - LOW & MEDIUM PRESSURE HYDRAULIC HOSE	POLYHOSE PROPRIETARY PRODUCT	17
PH176	3W BRAIDED HIGH PRESSURE HYDRAULIC HOSE	RUBBER - LOW & MEDIUM PRESSURE HYDRAULIC HOSE	POLYHOSE PROPRIETARY PRODUCT	12
PH177	SAE 100R12 / EN 856-R12 / ISO 3862	HIGH PRESSURE SPIRAL HOSE	SAE 100R12 / EN 856-R12	20
PH178	SAE 100R13 / EN 856-R13 / ISO 3862	HIGH PRESSURE SPIRAL HOSE	SAE 100R13 / EN 856-R13	20
PH179	PTFE HOSE - R14	THERMOPLASTIC -PTFE HOSE	SAE J517 - 100R14	88
PH183	FIRE SHEILD HOSE 5000 PSI	RUBBER - HIGH PRESSURE SPIRAL HOSE	POLYHOSE PROPRIETARY PRODUCT	22
PH186	EXCEEDS SAE 100R5 HI-TEMP HYDRAULIC HOSE	RUBBER - LOW & MEDIUM PRESSURE HYDRAULIC HOSE	POLYHOSE PROPRIETARY PRODUCT	14
PH190	PILOT HOSE - 1W BRAIDED HYDRAULIC HOSE	RUBBER - LOW & MEDIUM PRESSURE HYDRAULIC HOSE	POLYHOSE PROPRIETARY PRODUCT	11

CODE NUMBER	DESCRIPTION	CATEGORY	STANDARD	PAGE NUMBER
PH194	LOW TEMPERATURE HOSE - R18	THERMOPLASTIC - HYDRAULIC HOSE	SAE 100 R18 / DIN EN ISO 3949	54
PH204	R6 FRAS MSHA	RUBBER - LOW & MEDIUM PRESSURE HYDRAULIC HOSE	EXCEEDS SAE J517 - 100R6	15
PH21	PTFE CONDUCTIVE CONVO TUBE	INDUSTRIAL & AUTOMOTIVE TUBING	POLYHOSE PROPRIETARY PRODUCT	84-86
PH213	ISO-BARIC 3K - 3000PSI 1W OR 2W BRAIDED HYDRAULIC HOSE	RUBBER - LOW & MEDIUM PRESSURE HYDRAULIC HOSE	POLYHOSE PROPRIETARY PRODUCT	9
PH214	ISO-BARIC 4K - 4000PSI 1W OR 2W BRAIDED HYDRAULIC HOSE	RUBBER - LOW & MEDIUM PRESSURE HYDRAULIC HOSE	POLYHOSE PROPRIETARY PRODUCT	10
PH215	ISO-BARIC 5K - 5000PSI 2W BRAIDED HYDRAULIC HOSE	RUBBER - LOW & MEDIUM PRESSURE HYDRAULIC HOSE	POLYHOSE PROPRIETARY PRODUCT	10
PH216	ISO-BARIC 6K - 6000PSI 2W BRAIDED HYDRAULIC HOSE	RUBBER - LOW & MEDIUM PRESSURE HYDRAULIC HOSE	POLYHOSE PROPRIETARY PRODUCT	11
PH253	SAE 100R1AT / EN 853-1SN / ISO 1436 HYDRAULIC HOSE	RUBBER - LOW & MEDIUM PRESSURE HYDRAULIC HOSE	SAE 100R1AT / EN 853-1SN	5
PH254	SAE 100R2AT / EN 853-2SN / ISO 1436 HYDRAULIC HOSE	RUBBER - LOW & MEDIUM PRESSURE HYDRAULIC HOSE	SAE 100R2AT / EN 853-2SN	7
PH257	EN 857-1SC / ISO 11237-1 HYDRAULIC HOSE	RUBBER - LOW & MEDIUM PRESSURE HYDRAULIC HOSE	EN 857-1SC	6
PH258	SAE 100R16 / EN 857-2SC / ISO 11237-1 HYDRAULIC HOSE	RUBBER - LOW & MEDIUM PRESSURE HYDRAULIC HOSE	SAE 100R16 / EN 857-2SC	8
PH277	EN 856-4SP / ISO 3862	HIGH PRESSURE SPIRAL HOSE	EN 856-4SP	21
PH278	EN 856-4SH / ISO 3862	HIGH PRESSURE SPIRAL HOSE	EN 856-4SH	22
PH279	SAE 100R15 / ISO 3862	HIGH PRESSURE SPIRAL HOSE	SAE 100R15	21
PH280	WATER BLAST 30K - 4 WIRE SPIRAL	WATER BLAST HOSE	POLYHOSE PROPRIETARY PRODUCT	23
PH281	WATER BLAST 40K - 4 WIRE SPIRAL	WATER BLAST HOSE	POLYHOSE PROPRIETARY PRODUCT	23
PH282	WATER BLAST 45K - 4 WIRE SPIRAL	WATER BLAST HOSE	POLYHOSE PROPRIETARY PRODUCT	24
PH283	WATER BLAST 50K - 6 WIRE SPIRAL	WATER BLAST HOSE	POLYHOSE PROPRIETARY PRODUCT	24
PH293	SAE 100R17 1W OR 2W BRAIDED HYDRAULIC HOSE	RUBBER - LOW & MEDIUM PRESSURE HYDRAULIC HOSE	SAE 100R17	9
PH296	EXCEEDS EN 857-1SC 1W COMPACT HYDRAULIC HOSE	RUBBER - LOW & MEDIUM PRESSURE HYDRAULIC HOSE	EXCEEDS EN 857 - 1SC	6
PH297	EXCEEDS SAE100 R16 / EN 857-2SC COMPACT HYDRAULIC HOSE	RUBBER - LOW & MEDIUM PRESSURE HYDRAULIC HOSE	EXCEEDS SAE 100R16 / EN 857 - 2SC	8
PH301	SEWER JET - 2500 PSI	THERMOPLASTIC - INDUSTRIAL - SEWER JETTING HOSE	POLYHOSE PROPRIETARY PRODUCT	57
PH302	SEWER JET - 3000 PSI	THERMOPLASTIC - INDUSTRIAL - SEWER JETTING HOSE	POLYHOSE PROPRIETARY PRODUCT	57
PH303	SEWER JET - 3600 PSI	THERMOPLASTIC - INDUSTRIAL - SEWER JETTING HOSE	POLYHOSE PROPRIETARY PRODUCT	58
PH304	SEWER JET - 4000 PSI	THERMOPLASTIC - INDUSTRIAL - SEWER JETTING HOSE	POLYHOSE PROPRIETARY PRODUCT	58
PH305	SEWER JET - 2800 PSI	THERMOPLASTIC - INDUSTRIAL - SEWER JETTING HOSE	POLYHOSE PROPRIETARY PRODUCT	59
PH306	SEWER JET - 3000 PSI	THERMOPLASTIC - INDUSTRIAL - SEWER JETTING HOSE	POLYHOSE PROPRIETARY PRODUCT	59
PH307	SEWER JET - 3600 PSI	THERMOPLASTIC - INDUSTRIAL - SEWER JETTING HOSE	POLYHOSE PROPRIETARY PRODUCT	60
PH308	SEWER JET - 3600 / 4000 PSI	THERMOPLASTIC - INDUSTRIAL - SEWER JETTING HOSE	POLYHOSE PROPRIETARY PRODUCT	60
PH311	PTFE HOSE - R14 - ELECTRICAL CONDUCTIVE	THERMOPLASTIC -PTFE HOSE	SAE J517 - 100R14	88
PH313	PTFE HOSE - R14 - INCREASED WALL	THERMOPLASTIC -PTFE HOSE	SAE J517 - 100R14	89
PH320/ PH321 / PH322	LUBRICATION GREASE HOSE	THERMOPLASTIC - INDUSTRIAL - LUBRICATION HOSE	POLYHOSE PROPRIETARY PRODUCT	68

PRODUCT INDEX

CODE NUMBER	DESCRIPTION	CATEGORY	STANDARD	PAGE NUMBER
PH324	ELECTRICALLY CONDUCTIVE CNG HOSE	THERMOPLASTIC - INDUSTRIAL - CNG HOSE	CONFORMS TO NFPA 52	69
PH325	ELECTRICALLY CONDUCTIVE CNG HOSE	THERMOPLASTIC - INDUSTRIAL - CNG HOSE	CONFORMS TO NFPA 52	69
PH326 / PH327 / PH328	BEVERAGE DISPENSING HOSE	THERMOPLASTIC - INDUSTRIAL - REFRIGERATION HOSE	POLYHOSE PROPRIETARY PRODUCT	70
PH334	REFRIGERATION HOSE	THERMOPLASTIC - INDUSTRIAL - REFRIGERATION HOSE	POLYHOSE PROPRIETARY PRODUCT	70
PH340	PAINT & AGGRESSIVE CHEMICAL SPRAY - 2W	THERMOPLASTIC - INDUSTRIAL - PAINT SPRAY HOSE	POLYHOSE PROPRIETARY PRODUCT	64
PH341	PAINT & AGGRESSIVE CHEMICAL SPRAY - 1W	THERMOPLASTIC - INDUSTRIAL - PAINT SPRAY HOSE	POLYHOSE PROPRIETARY PRODUCT	63
PH342	PAINT SPRAY - 1W	THERMOPLASTIC - INDUSTRIAL - PAINT SPRAY HOSE	POLYHOSE PROPRIETARY PRODUCT	61
PH343	PAINT SPRAY - 2W	THERMOPLASTIC - INDUSTRIAL - PAINT SPRAY HOSE	POLYHOSE PROPRIETARY PRODUCT	61
PH344 / PH345	HIGH PRESSURE PAINT SPRAY	THERMOPLASTIC - INDUSTRIAL - PAINT SPRAY HOSE	POLYHOSE PROPRIETARY PRODUCT	62
PH346	VERY HIGH PRESSURE PAINT SPRAY	THERMOPLASTIC - INDUSTRIAL - PAINT SPRAY HOSE	POLYHOSE PROPRIETARY PRODUCT	62
PH347	SUPER HIGH PRESSURE PAINT SPRAY	THERMOPLASTIC - INDUSTRIAL - PAINT SPRAY HOSE	POLYHOSE PROPRIETARY PRODUCT	63
PH348	MEDIUM PRESSURE HYDRAULIC HOSE - 1W	THERMOPLASTIC - HYDRAULIC HOSE	POLYHOSE PROPRIETARY PRODUCT	55
PH349	HIGH PRESSURE HYDRAULIC HOSE - 2W	THERMOPLASTIC - HYDRAULIC HOSE	POLYHOSE PROPRIETARY PRODUCT	55
PH350 / PH351	VERY HIGH PRESSURE JACK HOSE	THERMOPLASTIC - INDUSTRIAL - HIGH PRESSURE HOSE	POLYHOSE PROPRIETARY PRODUCT	66
PH352	VERY HIGH PRESSURE JACK HOSE - NON CONDUCTIVE	THERMOPLASTIC - INDUSTRIAL - HIGH PRESSURE HOSE	POLYHOSE PROPRIETARY PRODUCT	66
PH353	HIGH PRESSURE HYDRAULIC HOSE - R8	THERMOPLASTIC - HYDRAULIC HOSE	SAE 100 R8 / DIN EN ISO 3949	54
PH354 / PH355	MICRO BORE HOSE	THERMOPLASTIC - INDUSTRIAL - MICRO BORE HOSE	POLYHOSE PROPRIETARY PRODUCT	71
PH358	COMPACT HOSE - R7	THERMOPLASTIC - HYDRAULIC HOSE	POLYHOSE PROPRIETARY PRODUCT	56
PH360	PNEUMATIC TOOL HOSE	THERMOPLASTIC -UHP HOSE	EXCEEDS IS 446:1987 TYPE - 2	101
PH361	SUPER SPRAY HOSE	THERMOPLASTIC -UHP HOSE	POLYHOSE PROPRIETARY PRODUCT	101
PH362	WELDING HOSE	THERMOPLASTIC -UHP HOSE	EXCEEDS IS 444:1987 TYPE - 2	101
PH365	AIR / WATER HOSE	THERMOPLASTIC -UHP HOSE	EXCEEDS IS 446:1980 TYPE - 3 & IS 446 - 1980 TYPE -1	102
PH365L	AIR / WATER HOSE - LIGHT DUTY	THERMOPLASTIC -UHP HOSE	POLYHOSE PROPRIETARY PRODUCT	102
PH367	PVC BRAIDED HOSE	THERMOPLASTIC -UHP HOSE	POLYHOSE PROPRIETARY PRODUCT	103
PH367L	PVC BRAIDED HOSE - LIGHT DUTY	THERMOPLASTIC -UHP HOSE	POLYHOSE PROPRIETARY PRODUCT	103
PH368	MULTIPURPOSE HOSE	THERMOPLASTIC -UHP HOSE	POLYHOSE PROPRIETARY PRODUCT	103
PH370	PTFE -CONVOLUTED HOSE	THERMOPLASTIC -PTFE HOSE	POLYHOSE PROPRIETARY PRODUCT	90
PH371	PTFE - ELECTRICAL CONDUCTIVE CONVOLUTED HOSE	THERMOPLASTIC -PTFE HOSE	POLYHOSE PROPRIETARY PRODUCT	91
PH381	PTFE HOSE - R14 - 2 WIRE	THERMOPLASTIC -PTFE HOSE	EXCEEDS SAE J517 - 100R14	89
PH382	PTFE - GAS HOSE	THERMOPLASTIC -PTFE HOSE	POLYHOSE PROPRIETARY PRODUCT	90
PH392	PILOT LINE HOSE	THERMOPLASTIC - INDUSTRIAL - PILOT LINE HOSE	POLYHOSE PROPRIETARY PRODUCT	71
PH395	AIR BREATHING HOSE - 6000 PSI	THERMOPLASTIC - INDUSTRIAL - AIR BREATHING HOSE	POLYHOSE PROPRIETARY PRODUCT	67

CODE NUMBER	DESCRIPTION	CATEGORY	STANDARD	PAGE NUMBER
PH396	AIR BREATHING HOSE - 7000 PSI	THERMOPLASTIC - INDUSTRIAL - AIR BREATHING HOSE	THERMOPLASTIC - INDUSTRIAL - AIR BREATHING HOSE	67
PH440	COMPRESSED AIR HOSE - 40 BAR	INDUSTRIAL HOSE	INDUSTRIAL HOSE	32
PH442	EN 1360 TYPE-3 FUEL DISPENSING HOSE	FUEL HOSE	FUEL HOSE	25
PH443	EN 1360 TYPE-1 FUEL DISPENSING HOSE	FUEL HOSE	FUEL HOSE	26
PH471	STEAM HOSE - 1W - 10 BAR	INDUSTRIAL HOSE	INDUSTRIAL HOSE	32
PH472	STEAM HOSE - 2W - 20 BAR	INDUSTRIAL HOSE	INDUSTRIAL HOSE	33
PH475	STEAM HOSE WITH HELICAL WIRE - 20 BAR	INDUSTRIAL HOSE	INDUSTRIAL HOSE	33
PH503	SAE J2064 TYPE-8 AIR CONDITIONING HOSE	AUTOMOBILE & AIR CONDITIONING	AUTOMOBILE & AIR CONDITIONING	30
PH513	PW - 3K - 3000PSI	PRESSURE WASHER HOSE	PRESSURE WASHER HOSE	18
PH514	PW - 4K - 4000PSI	PRESSURE WASHER HOSE	PRESSURE WASHER HOSE	18
PH516	PW - 6K - 6000PSI	PRESSURE WASHER HOSE	PRESSURE WASHER HOSE	19
PH521	SUPER SERVICE HOSE - 1W	PRESSURE WASHER HOSE	PRESSURE WASHER HOSE	19
PH522	SUPER SERVICE HOSE - 2W	PRESSURE WASHER HOSE	PRESSURE WASHER HOSE	19
PH531	SAE J30R2 TYPE-2 FUEL HOSE	FUEL HOSE	FUEL HOSE	26
PH532	SAE J30R2 TYPE-3 FUEL HOSE	FUEL HOSE	FUEL HOSE	27
PH533	IS 9573 TYPE-2 LPG HOSE	FUEL HOSE	FUEL HOSE	27
PH534	EN 1762 TYPE-D LPG HOSE	FUEL HOSE	FUEL HOSE	28
PH535	IS 9573 TYPE-1 LPG HOSE	FUEL HOSE	FUEL HOSE	28
PH536	SAE J30R6 CNG / FUEL HOSE	FUEL HOSE	FUEL HOSE	29
PH540	SAE J1402 TYPE-A AIR BRAKE HOSE	AUTOMOBILE & AIR CONDITIONING	AUTOMOBILE & AIR CONDITIONING	31
PH542	FUEL & OIL HOSE	RUBBER - FUEL HOSE	RUBBER - FUEL HOSE	29
PH550	RAIL BRAKE HOSE	AUTOMOBILE & AIR CONDITIONING	AUTOMOBILE & AIR CONDITIONING	31
PH555	NON CONDUCTIVE HOSE - 20 BAR	INDUSTRIAL HOSE	INDUSTRIAL HOSE	34
PH566	AIR BREATHING HOSE	INDUSTRIAL HOSE	INDUSTRIAL HOSE	34
PH601	WATER SUCTION & DISCHARGE - 10 BAR	INDUSTRIAL HOSE	INDUSTRIAL HOSE	35
PH602	WATER DISCHARGE - 10 BAR	INDUSTRIAL HOSE	INDUSTRIAL HOSE	35
PH604	WATER SUCTION & DISCHARGE - 20 BAR	INDUSTRIAL HOSE	INDUSTRIAL HOSE	36
PH606	STEEL MILL WATER DELIVERY WITH FIBER GLASS COVER - 10 BAR	INDUSTRIAL HOSE	INDUSTRIAL HOSE	36
PH607	STELL MILL WATER SUCTION & DELIVERY WITH FIBER GLASS COVER - 10 BAR	INDUSTRIAL HOSE	INDUSTRIAL HOSE	37
PH609	THERMOPLASTIC LINED PAINT SUCTION & DISCHARGE HOSE - 10 BAR	INDUSTRIAL HOSE	INDUSTRIAL HOSE	37
PH610	WATER DISCHARGE HOSE - 20 BAR	INDUSTRIAL HOSE	INDUSTRIAL HOSE	38
PH611	OIL / FUEL SUCTION & DISCHARGE HOSE - 10 BAR	INDUSTRIAL HOSE	INDUSTRIAL HOSE	38

PRODUCT INDEX

CODE NUMBER	DESCRIPTION	CATEGORY	STANDARD	PAGE NUMBER
PH613	OIL / FUEL DELIVERY HOSE - 10 BAR	INDUSTRIAL HOSE	POLYHOSE PROPRIETARY PRODUCT	39
PH614	OIL SUCTION & DISCHARGE HOSE - 20 BAR	INDUSTRIAL HOSE	POLYHOSE PROPRIETARY PRODUCT	39
PH615	OIL SUCTION & DISCHARGE HOSE - 40 BAR	INDUSTRIAL HOSE	POLYHOSE PROPRIETARY PRODUCT	40
PH617	OIL / FUEL DELIVERY HOSE - 20 BAR	INDUSTRIAL HOSE	POLYHOSE PROPRIETARY PRODUCT	40
PH620	AIR & WATER DISCHARGE HOSE - 10 BAR	INDUSTRIAL HOSE	POLYHOSE PROPRIETARY PRODUCT	41
PH621	CEMENT / PLASTER PLACEMENT HOSE - 10 BAR	INDUSTRIAL HOSE	POLYHOSE PROPRIETARY PRODUCT	41
PH622	HIGH PRESSURE PLASTER SPRAY HOSE - 40 BAR	INDUSTRIAL HOSE	POLYHOSE PROPRIETARY PRODUCT	42
PH623	BULK MATERIAL SUCTION & DISCHARGE HOSE - 10 BAR	INDUSTRIAL HOSE	POLYHOSE PROPRIETARY PRODUCT	42
PH624	SHOT BLASTING HOSE - 12 BAR	INDUSTRIAL HOSE	POLYHOSE PROPRIETARY PRODUCT	43
PH625	BUNKER TRUCK HOT AIR BLOWER HOSE - 10 BAR	INDUSTRIAL HOSE	POLYHOSE PROPRIETARY PRODUCT	43
PH626	DRY CEMENT DELIVERY / SILO HOSE - 10 BAR	INDUSTRIAL HOSE	POLYHOSE PROPRIETARY PRODUCT	44
PH628	ABRASIVE BULK MATERIAL SUCTION & DISCHARGE HOSE - 20 BAR	INDUSTRIAL HOSE	POLYHOSE PROPRIETARY PRODUCT	44
PH629	ABRASIVE BULK MATERIAL DISCHARGE HOSE - 10 BAR	INDUSTRIAL HOSE	POLYHOSE PROPRIETARY PRODUCT	45
PH630	AIR & WATER DISCHARGE HOSE - 20 BAR	INDUSTRIAL HOSE	POLYHOSE PROPRIETARY PRODUCT	45
PH631	INDUSTRIAL DUTY AIR HOSE - 20 BAR	INDUSTRIAL HOSE	POLYHOSE PROPRIETARY PRODUCT	46
PH639	BULK MATERIAL DISCHARGE HOSE - 20 BAR	INDUSTRIAL HOSE	POLYHOSE PROPRIETARY PRODUCT	46
PH642	XLPE CHEMICAL SUCTION & DISCHARGE HOSE - 17 BAR	INDUSTRIAL HOSE	POLYHOSE PROPRIETARY PRODUCT	47
PH645	UHMPE CHEMICAL SUCTION & DISCHARGE HOSE - 17 BAR	INDUSTRIAL HOSE	POLYHOSE PROPRIETARY PRODUCT	47
PH646	EPDM CHEMICAL SUCTION & DISCHARGE HOSE - 17 BAR	INDUSTRIAL HOSE	POLYHOSE PROPRIETARY PRODUCT	48
PH647	SLURRY & MUD WATER SUCTION & DISCHARGE HOSE - 10 BAR	INDUSTRIAL HOSE	POLYHOSE PROPRIETARY PRODUCT	48
PH648	UHMWPE SUCTION & DISCHARGE FOOD HOSE - 17 BAR	INDUSTRIAL HOSE	POLYHOSE PROPRIETARY PRODUCT	49
PH649	CONCRETE DELIVERY HOSE	INDUSTRIAL HOSE	POLYHOSE PROPRIETARY PRODUCT	49
PH651	RADIATOR HOSE - 3 BAR	INDUSTRIAL HOSE	POLYHOSE PROPRIETARY PRODUCT	50
PH657	OIL / FUEL DELIVERY HOSE - 20 BAR FRAS	INDUSTRIAL HOSE	POLYHOSE PROPRIETARY PRODUCT	50
PH661	MINE BLAST HANDLING HOSE - 20 BAR	INDUSTRIAL HOSE	POLYHOSE PROPRIETARY PRODUCT	51
PH663	AIR & WATER DISCHARGE HOSE - 20 BAR FRAS	INDUSTRIAL HOSE	POLYHOSE PROPRIETARY PRODUCT	51
PH681	SATURATED STEAM & HOT WATER DELIVERY HOSE - 7 BAR	INDUSTRIAL HOSE	POLYHOSE PROPRIETARY PRODUCT	52
PH687	GENERAL PURPOSE HOSE - 20 BAR	INDUSTRIAL HOSE	POLYHOSE PROPRIETARY PRODUCT	52
PH693	FIRE SHEILD HOSE 350 PSI	INDUSTRIAL HOSE	POLYHOSE PROPRIETARY PRODUCT	52
PH721/PH722	FLUOROPOLYMER - LOW PRESSURE CONDUCTIVE / NON - CONDUCTIVE	THERMOPLASTIC - INDUSTRIAL - PAINT SPRAY HOSE	POLYHOSE PROPRIETARY PRODUCT	64
PH727/PH728	LOW PRESSURE CONDUCTIVE / NON - CONDUCTIVE	THERMOPLASTIC - INDUSTRIAL - PAINT SPRAY HOSE	POLYHOSE PROPRIETARY PRODUCT	65
PH729/PH730	LOW PRESSURE CONDUCTIVE / NON - CONDUCTIVE	THERMOPLASTIC - INDUSTRIAL - PAINT SPRAY HOSE	POLYHOSE PROPRIETARY PRODUCT	65

CODE NUMBER	DESCRIPTION	CATEGORY	STANDARD	PAGE NUMBER
PH734	GREASE HOSE - LOW PRESSURE	THERMOPLASTIC - INDUSTRIAL - LUBRICATION HOSE	POLYHOSE PROPRIETARY PRODUCT	68
PH751	COMPACT JACK HOSE	THERMOPLASTIC - INDUSTRIAL - HIGH PRESSURE HOSE	POLYHOSE PROPRIETARY PRODUCT	67
PH758	MOISTURE BLOK HOSE	THERMOPLASTIC - INDUSTRIAL - MOISTURE BLOK HOSE	POLYHOSE PROPRIETARY PRODUCT	72
PH761	HYBRID HOSE - 1W	THERMOPLASTIC - HYDRAULIC HOSE	POLYHOSE PROPRIETARY PRODUCT	56
PH762	HYBRID HOSE - 2W	THERMOPLASTIC - HYDRAULIC HOSE	POLYHOSE PROPRIETARY PRODUCT	56
PH765	MEDIUM PRESSURE FLUORO-COMP HOSE	PTFE HOSE	POLYHOSE PROPRIETARY PRODUCT	94
PH771	CAB TILT HOSE	THERMOPLASTIC - AUTOMOTIVE HOSE	POLYHOSE PROPRIETARY PRODUCT	72
PH772	CLUTCH HOSE	THERMOPLASTIC - AUTOMOTIVE HOSE	POLYHOSE PROPRIETARY PRODUCT	72
PH775	PTFE - GAS HOSE - ARAMID	THERMOPLASTIC -PTFE HOSE	POLYHOSE PROPRIETARY PRODUCT	93
PH776	PTFE - GAS HOSE - 1W	THERMOPLASTIC -PTFE HOSE	POLYHOSE PROPRIETARY PRODUCT	93
PH777	PTFE - BRAKE FLUID HOSE	THERMOPLASTIC -PTFE HOSE	POLYHOSE PROPRIETARY PRODUCT	93
PH778	PTFE - NITROGEN GAS HOSE	THERMOPLASTIC -PTFE HOSE	POLYHOSE PROPRIETARY PRODUCT	94
PH782	PTFE - CONVOLUTED HOSE WITH HELIX WIRE AND STAINLESS STEEL - STANDARD WALL	THERMOPLASTIC -PTFE HOSE	POLYHOSE PROPRIETARY PRODUCT	91
PH783	PTFE - CONVOLUTED HOSE WITH HELIX WIRE AND POLYPROPYLENE YARN - STANDARD WALL	THERMOPLASTIC -PTFE HOSE	POLYHOSE PROPRIETARY PRODUCT	92
PH785	PTFE - CONVOLUTED HOSE WITH POLYPROPYLENE YARN - STANDARD WALL	THERMOPLASTIC -PTFE HOSE	POLYHOSE PROPRIETARY PRODUCT	92
PH801	POLY - TANKER HOSE - 7 BAR	COMPOSITE HOSE	POLYHOSE PROPRIETARY PRODUCT	104
PH802	POLY - OIL HOSE - 10 BAR	COMPOSITE HOSE	EN 13765 TYPE-2	104
PH803	POLY - AVIATION FUEL HOSE - 7 BAR	COMPOSITE HOSE	EN 13765 TYPE-2	104
PH804	POLY - FUEL HOSE - 7 BAR	COMPOSITE HOSE	EN 13765 TYPE-2	105
PH805	POLY - PTFE CHEMICAL HOSE - 10 BAR	COMPOSITE HOSE	EN 13765 TYPE-2	105
PH806	POLY - CHEMICAL HOSE SS - 10 BAR	COMPOSITE HOSE	EN 13765 TYPE-2	105
PH807	POLY - CHEMICAL HOSE PP - 10 BAR	COMPOSITE HOSE	EN 13765 TYPE-3	106
PH808	POLY - CHEMICAL DOCK HOSE - 14 BAR	COMPOSITE HOSE	EN 13765 TYPE-3	106
PH809	POLY - DOCK PTFE HOSE - 14 BAR	COMPOSITE HOSE	EN 13765 TYPE-3	106
PH810	POLY - DOCK PG HOSE - 14 BAR	COMPOSITE HOSE	EN 13765 TYPE-3	106
PH811	POLY - OIL DOCK HOSE - 14 AR	COMPOSITE HOSE	EN 13765 TYPE-3	107
PH902	2 SPIRALS OF HIGH TENSILE STEEL WIRE	THERMOPLASTIC -UHP HOSE	POLYHOSE PROPRIETARY PRODUCT	96
PH902P	2 SPIRALS OF HIGH TENSILE STEEL WIRE, 1 BRAID OF STEEL WIRE	THERMOPLASTIC -UHP HOSE	POLYHOSE PROPRIETARY PRODUCT	96
PH902Q / PH902QL / PH902QZ	4 SPIRALS OF HIGH TENSILE STEEL WIRE, 2 DENSE AND 2 OPEN LAYERS	THERMOPLASTIC -UHP HOSE	POLYHOSE PROPRIETARY PRODUCT	97
PH903	2 SPIRALS OF HIGH TENSILE STEEL WIRE, 1 BRAID OF G.I STEEL WIRE	THERMOPLASTIC -UHP HOSE	POLYHOSE PROPRIETARY PRODUCT	97
PH904	4 SPIRALS OF HIGH TENSILE STEEL WIRE	THERMOPLASTIC -UHP HOSE	POLYHOSE PROPRIETARY PRODUCT	98
PH904R	4 SPIRALS OF HIGH TENSILE STEEL WIRE	THERMOPLASTIC -UHP HOSE	POLYHOSE PROPRIETARY PRODUCT	98
PH906	6 SPIRALS OF HIGH TENSILE STEEL WIRE	THERMOPLASTIC -UHP HOSE	POLYHOSE PROPRIETARY PRODUCT	99
PH906R	6 SPIRALS OF HIGH TENSILE STEEL WIRE	THERMOPLASTIC -UHP HOSE	POLYHOSE PROPRIETARY PRODUCT	99
PH908	8 SPIRALS OF HIGH TENSILE STEEL WIRE	THERMOPLASTIC -UHP HOSE	POLYHOSE PROPRIETARY PRODUCT	100
DUCT HOSE	POLYURETHANE DUCTING	THERMOPLASTIC-INDUSTRIAL	POLYHOSE PROPRIETARY PRODUCT	73 - 79
COMPOSITE HOSE FITTING				108-110
STAINLESS STEEL FLEXIBLE HOSE				111-115
HYDRAULIC FITTINGS				116-132
ACCESSORIES				133-135

INTERNATIONAL STANDARD AND HOSE SELECTION MATRIX

SAE - Society of Automotive Engineers
 EN - European Standard
 ISO - International Organization
 IS - International Standards
 BS - British Standard
 NFPA - National Fire Protection Association

BCS - National Coal Board, British
 DNV - Det Norske Veritas for North se Floating vessels
 MSHA - U.S Mine Safety and Health Administration
 DOT - US Department of Transportation
 DIN - Deutsches Institut für Normung
 (German national organization for standardization)

CATEGORY	PAGE NUMBER	PART NUMBER	SAE	DIN	EN	ISO	NFPA	IS	BS	AS	AAR	BCS	DNV	MSHA	DOT/FMVSS	
LOW & MEDIUM PRESSURE HYDRAULIC HOSE	5	PH143	-	-	853-1ST	-	-	-	-			-	-	✓	-	
	7	PH144	-	-	853-2ST	-	-	-	-			-	-	✓	-	
	13	PH145	J517-100R4	-	-	-	-	-	-			-	-	-	-	
	13	PH146	J517-100R5	-	-	-	-	-	-			-	-	-	-	
	15	PH147	J517-100R6	-	-	-	-	-	-			-	-	-	-	
	14	PH150	J717-100R3	-	-	-	-	-	-			-	-	-	-	
	16	PH161	-	-	854-1TE	-	-	-	-			-	-	-	-	
	16	PH162	-	-	854-2TE	-	-	-	-			-	-	-	-	
	17	PH163	-	-	854-3TE	-	-	-	-			-	-	-	-	
	15	PH204	J517-100R6	-	-	-	-	-	-			-	-	-	-	
	9	PH213														
	10	PH214				18752-AC										
	10	PH215														
	11	PH216														
	5	PH253	J517-100R1AT	-	-	853-1SN	1436	-	-	-			-	✓	✓	-
	7	PH254	J517-100R2AT	-	-	853-2SN		-	-	-			-	✓	✓	
	6	PH257		-	-	857-1SC	11237-1	-	-	-			-	✓	✓	
	8	PH258	J517-100R16	-	-	857-2SC		-	-	-			-	✓	✓	
9	PH293	J517-100R17	-	-	857-1SC (Exceeds)		-	-	-			-	✓	✓		
6	PH296															
8	PH297	J517-100R16 (Exceeds)	-	-	"857-2SC (Exceeds)"		-	-	-			-	✓	✓		
PRESSURE WASHER HOSE	19	PH521	-	-	857-1SC & 1829-2 (Exceeds)	-	-	-	-	-	-	-	-	-	-	
	19	PH522			857-2SC & 1829-2 (Exceeds)											
HIGH PRESSURE SPIRAL HOSE	20	PH177	100R12	-	856-R12	3862	-	-	-			-	-	✓	✓	
	20	PH178	100R13	-	856-R13		-	-	-			-	-	✓	✓	
	21	PH277		-	856-4SP		-	-	-			-	-	✓	✓	
	22	PH278		-	856-4SH		-	-	-			-	-	✓	✓	
	21	PH279	100R15	-	-		-	-	-			-	-	✓	✓	
WATER BLAST HOSE	23	PH280			1829-2 (meets)											
	23	PH281			1829-2 (meets)											
	24	PH282			1829-2 (meets)											
	24	PH283			1829-2 (meets)											
MINING HOSE	25	PH179										174-1992				
FUEL HOSE	25	PH442		-	1360 TYPE-3	-	-	-	-			-	-	-	-	
	26	PH443		-	1360 TYPE-1	-	-	-	-			-	-	-	-	
	26	PH531	J30 R2 TYPE-2	-	-	-	-	-	-			-	-	-	-	
	27	PH532	J30 R2 TYPE-3	-	-	-	-	-	-			-	-	-	-	
	27	PH533		-	-	-	-	9573 TYPE-2	-			-	-	-	-	
	28	PH534		-	1762 TYPE-D	-	-	-	-			-	-	-	-	
	28	PH535		-	-	-	-	9573 TYPE-1	-			-	-	-	-	
	29	PH536		-	J30 R6	-	-	15722	-			-	-	-	-	
	29	PH542	J30 R7													
AUTOMOBILE & AIR CONDITIONING	30	PH503	J2064 TYPE-B	-	-	-	-	-	-			-	-	-	-	
	31	PH540	J1402 TYPE-A	-	-	-	-	-	-			-	-	-	-	
	31	PH550									M618, M610					

INTERNATIONAL STANDARD AND HOSE SELECTION MATRIX

CATEGORY	PAGE NUMBER	PART NUMBER	SAE	DIN	EN	ISO	NFPA	IS	BS	AS	AAR	BCS	DNV	MSHA	DOT/FMVSS
POLY - TANKER HOSE	104	PH801		-		-	-	-	-			-	-	-	-
POLY - OIL HOSE	104	PH802		-	13765 TYPE 2	-	-	-	-			-	-	-	-
POLY - AVIATION FUEL HOSE	104	PH803		-	13765 TYPE 2	-	-	-	-			-	-	-	-
POLY - FUEL HOSE	105	PH804		-	13765 TYPE 2	-	-	-	-			-	-	-	-
POLY - PTFE CHEMICAL HOSE	105	PH805		-	13765 TYPE 2	-	-	-	-			-	-	-	-
POLY - CHEMICAL HOSE SS	105	PH806		-	13765 TYPE 2	-	-	-	-			-	-	-	-
POLY - CHEMICAL HOSE PP	106	PH807		-	13765 TYPE 3	-	-	-	-			-	-	-	-
POLY - CHEMICAL DOCK HOSE	106	PH808		-	13765 TYPE 2	-	-	-	-			-	-	-	-
POLY - DOCK PTFE HOSE	106	PH809		-	3765 TYPE 2	-	-	-	-			-	-	-	-
POLY - DOCK PG HOSE	106	PH810		-	13765 TYPE 2	-	-	-	-			-	-	-	-
POLY - OIL DOCK HOSE	107	PH811		-	13765 TYPE 2	-	-	-	-			-	-	-	-
THERMOPLASTIC HYDRAULIC HOSE	53	PH148	SAE 100 R7	DIN EN ISO 3949			-	-	-			-	✓	-	-
THERMOPLASTIC HYDRAULIC HOSE	53	PH149	SAE 100 R8	DIN EN ISO 3949			-	-	-				✓		
THERMOPLASTIC HYDRAULIC HOSE	54	PH353	SAE 100 R8	DIN EN ISO 3949			-	-	-						
THERMOPLASTIC HYDRAULIC HOSE	54	PH194	Exceeds SAE 100 R18	DIN EN ISO 3949			-	-	-						
THERMOPLASTIC HYDRAULIC HOSE	55	PH348	Exceeds SAE 100 R1	-	-	-	-	-	-	-	-	-	-	-	-
THERMOPLASTIC HYDRAULIC HOSE	55	PH349	Exceeds SAE 100 R2	-	-	-	-	-	-	-	-	-	-	-	-
THERMOPLASTIC HYDRAULIC HOSE	56	PH761	Exceeds SAE 100 R1	-	-	-	-	-	-	-	-	-	-	-	-
THERMOPLASTIC HYDRAULIC HOSE	56	PH762	Exceeds SAE 100 R2	-	-	-	-	-	-	-	-	-	-	-	-
CNG HOSE	69	PH324		-	-	-	Conforms to NFPA 52								
CNG HOSE	69	PH325		-	-	-	"NFPA 52, ANSI/CSA NGV 4.2* CSA 12.52 (Class A, Class D), ANSI NGV 3.1-2014* CSA 12.3 Part 22 for Class B and Class C"								
THERMOPLASTIC INDUSTRIAL & AUTOMOTIVE TUBINGS	81	Polyamide Tubing		"DIN 73378 DIN 74324"	-	-	-	-	-	-	-	-	-	-	✓
PTFE HOSE	88	PH179	SAE J517 - 100R14	-	-	-							✓		
PTFE HOSE	88	PH311	SAE J517 - 100R14	-	-	-									
PTFE HOSE	89	PH313	SAE J517 - 100R14	-	-	-									
PTFE HOSE	89	PH381	Exceeds SAE J517 - 100R14	-	-	-									
PVC HOSE	101	PH360		-	-	-		Exceeds IS 446 1987 Type -2							
PVC HOSE	101	PH362		-	-	-		Exceeds IS 447 1987 - Type 2							
PVC HOSE	102	PH365		-	-	-		Exceeds IS 446 -1980 - Type 3 & IS 446-1980 -Type 1							

* Except size 1/4"

** Except size 3/16"

*** Except size 1" & 2"

HOSE SIZE Vs PRESSURE MATRIX (RUBBER)

POLYHOSE PART NUMBER	STANDARD INDUSTRY SPECIFICATION	DESCRIPTION	CONSTRUCTION (REINFORCEMENT)	TUBE	COVER	TEMPERATURE RANGE
PH 253	"SAEJ517-100R1AT EN 853-1SN ISO 1436"	HYDRAULIC HOSE SAE 100R1	1 BRAID, STEEL WIRE	SYNTHETIC RUBBER, BLACK	SYNTHETIC RUBBER, BLACK	-40°C to +100°C
PH 553						-55°C to +100°C
PH 255						-40°C to +135°C
PH 291						-40°C to +150°C
PH 298					UHMWPE	-40°C to +100°C
PH 143 - 1ST	EN 853 - 1ST	HYDRAULIC HOSE	1 BRIAD, STEEL WIRE	SYNTHETIC RUBBER, BLACK	SYNTHETIC RUBBER,BLACK HARDX MSHA COVER	-40°C to +100°C
PH 208						
PH 257	"EN 857 - 1SC ISO 11237-1"	HYDRAULIC HOSE	1 BRIAD, STEEL WIRE	SYNTHETIC RUBBER, BLACK	SYNTHETIC RUBBER, BLACK	-40°C to +100°C
PH 167						-40°C to +135°C
PH 557						-55°C to +100°C
PH 169						-40°C to +150°C
PH 157					NON MSHA COVER	-40°C to +100°C
PH 267					MSHA COVER	-40°C to +135°C
PH 269					MSHA COVER	-40°C to +150°C
PH296 - 1SNX- HP					EXCEEDS EN 857	HYDRAULIC HOSE
PH237						-40°C to +150°C
PH 254	"SAE J517-100 R2AT EN 853-2SN ISO 1436"	HYDRAULIC HOSE SAE 100R2	2 BRAID, STEEL WIRE	SYNTHETIC RUBBER, BLACK	SYNTHETIC RUBBER, BLACK	-40°C to +100°C
PH 554						-55°C to +100°C
PH 292						-40°C to +150°C
PH 256						-40°C to +135°C
PH 299					UHMWPE COVER	-40°C to +100°C
PH 249					HARDX MSHA COVER	-40°C to +100°C
PH 144 - 2ST					EN 853 - 2ST	HYDRAULIC HOSE
PH 209					HARDX MSHA COVER	
PH 258	"EN 857 - 2SC SAE 100R16 ISO 11237-1"	HYDRAULIC HOSE	2 BRAID, STEEL WIRE	SYNTHETIC RUBBER, BLACK	SYNTHETIC RUBBER, BLACK	-40°C to +100°C
PH 158						-40°C to +100°C
PH 168						-40°C to +135°C
PH 170						-40°C to +150°C
PH 558					-55°C to +100°C	
PH 260					UHMWPE COVER	-40°C to +100°C
PH 268					MSHA COVER	-40°C to +135°C
PH 230					HARDX MSHA COVER	-40°C to +100°C
PH 297 - 2SNX - HP	EXCEEDS SAE100R16/EN 857	HYDRAULIC HOSE	2 BRAID, STEEL WIRE	SYNTHETIC RUBBER, BLACK	SYNTHETIC RUBBER, BLACK	-40°C to +100°C
PH 293	SAE J517 - 100 R17	HYDRAULIC HOSE	1 OR 2 BRAID, STEEL WIRE	SYNTHETIC RUBBER, BLACK	SYNTHETIC RUBBER, BLACK	-40°C to +100°C
PH 294					MSHA AX UHMWPE	
PH 198					HARDX MSHA COVER	
PH 213	POLYHOSE PROPRIETARY PRODUCT	HYDRAULIC HOSE	1 OR 2 BRAID, STEEL WIRE	SYNTHETIC RUBBER, BLACK	SYNTHETIC RUBBER, BLACK	-40°C to +100°C
PH 214	POLYHOSE PROPRIETARY PRODUCT	HYDRAULIC HOSE	1 OR 2 BRAID, STEEL WIRE	SYNTHETIC RUBBER, BLACK	SYNTHETIC RUBBER, BLACK	-40°C to +100°C
PH 215	POLYHOSE PROPRIETARY PRODUCT	HYDRAULIC HOSE	2 BRAID, STEEL WIRE	SYNTHETIC RUBBER, BLACK	SYNTHETIC RUBBER, BLACK	-40°C to +100°C
PH 216	POLYHOSE PROPRIETARY PRODUCT	HYDRAULIC HOSE	2 BRAID, STEEL WIRE	SYNTHETIC RUBBER, BLACK	SYNTHETIC RUBBER, BLACK	-40°C to +100°C
PH 190 - PILOT HOSE	POLYHOSE PROPRIETARY PRODUCT	HYDRAULIC HOSE	1 BRAID, STEEL WIRE	SYNTHETIC RUBBER, BLACK	SYNTHETIC RUBBER,BLACK	-40°C to +100°C
PH 290					MSHA COVER	
PH 142 - 2 WB - 09 Series	POLYHOSE PROPRIETARY PRODUCT	HYDRAULIC HOSE	2 BRAID, STEEL WIRE	SYNTHETIC RUBBER, BLACK	SYNTHETIC RUBBER, BLACK	-40°C to +100°C
PH 176	POLYHOSE PROPRIETARY PRODUCT	HYDRAULIC HOSE TRIFLEX	3 BRAID, STEEL WIRE	SYNTHETIC RUBBER, BLACK	SYNTHETIC RUBBER, BLACK	-40°C to +100°C

HOSE SIZE Vs PRESSURE MATRIX (RUBBER)

POLYHOSE PART NUMBER	DASH SIZE VS WORKING PRESSURE BAR																	PAGE NUMBER		
	-2	-3	-4	-5	-6	-7	-8	-10	-12	-14	-16	-20	-24	-28	-32	-40	-48		-56	-64
PH 253	-	250	225	215	180	-	160	130	105	-	90	65	50	-	40	40*	35*	-	10*	5
PH 553																				
PH 255																				
PH 291																				
PH 298																				
PH 143 - 1ST	-	-	-	-	-	-	-	-	-	-	-	-	-	-	40	35	-	-	-	5
PH 208																				
PH 257	-	-	225	215	180	-	160	130	105	-	90	75	-	-	-	-	-	-	-	6
PH 167																				
PH 557																				
PH 169																				
PH 157																				
PH 267																				
PH 269																				
PH296 - 1SNX- HP	-	-	290	250	230	-	200	150	125	-	110	100	-	-	-	-	-	-	-	6
PH237			290	250	230		200	150	125		110	100			80	70	55*		50*	
PH 254	-	415	400	350	330	-	275	250	215	-	165	125	90	-					-	7
PH 554																				
PH 292																				
PH 256																				
PH 299																				
PH 249																				
PH 144 - 2ST	-	-	-	-	-	-	-	-	-	-	-	-	-	-	80	55	-	-	-	7
PH 209																				
PH 258	-	-	400	350	330	-	275	250	215	-	165	125		-	-	-	-	-	-	8
PH 158																				
PH 168																				
PH 170																				
PH 558																				
PH 260																				
PH 268																				
PH 230																				
PH 297 - 2SNX - HP	-	-	450	420	385	-	345	290	280	-	200	175	-	-	-	-	-	-	-	8
PH 293	-	-	210	210	210	-	210	210	210	-	210	-	-	-	-	-	-	-	-	9
PH 294																				
PH 198																				
PH 213	-	-	210	210	210	-	210	210	210	-	210	-	-	-	-	-	-	-	-	9
PH 214	-	-	280	280	280	-	280	280	280	-	280	-	-	-	-	-	-	-	-	10
PH 215	-	-	345	345	345	-	345	-	-	-	-	-	-	-	-	-	-	-	-	10
PH 216	-	-	415	415	415	-	-	-	-	-	-	-	-	-	-	-	-	-	-	11
PH190 - PILOT HOSE	-	-	105	105	105	-	105	-	-	-	-	-	-	-	-	-	-	-	-	11
PH 290																				
PH 142 - 2 WB - 09 Series	-	-	-	-	400	-	345	300	265	210	-	-	-	-	-	-	-	-	-	12
PH 176	-	-	-	-	500	-	470	410	375	-	315	-	-	-	-	-	-	-	-	12

HOSE SIZE Vs PRESSURE MATRIX (RUBBER)

POLYHOSE PART NUMBER	STANDARD INDUSTRY SPECIFICATION	DESCRIPTION	CONSTRUCTION (REINFORCEMENT)	TUBE	COVER	TEMPERATURE RANGE
PH145 - HYDRAULIC OIL S & D HOSE	SAE J517 - 100 R4	HYDRAULIC HOSE	SYNTHETIC YARN FABRIC WITH STEEL WIRE HELIX	SYNTHETIC RUBBER, BLACK	SYNTHETIC RUBBER, BLACK	-40°C to +100°C
PH 146 - R5	SAE J517 - 100 R5	HYDRAULIC HOSE	1 BRIAD, STEEL WIRE	SYNTHETIC RUBBER, BLACK	BLACK COLOUR, SINGLE BRAID OF TEXTILE FIBER	-40°C to +100°C -40°C to +80°C (air) -40°C to +80°C (water)
PH 186 - R5C XT	POLYHOSE PROPRIETARY PRODUCT	HYDRAULIC HOSE	1 BRIAD, STEEL WIRE	SYNTHETIC RUBBER, BLACK	BLUE POLYESTER BRAID COVER	-40°C to +150°C, -40°C to +121°C (air), -40°C to +100°C (Biodiesel)
PH 150 - R3	SAE J517 - 100 R3	HYDRAULIC HOSE	2 BRAID, FIBER	SYNTHETIC RUBBER, BLACK	SYNTHETIC RUBBER, BLACK	-40°C to +100°C
PH 250					MSHA COVER	
PH 147 - R6	SAE J517 - 100 R6	HYDRAULIC HOSE	LAYERS OF TEXTILE REINFORCEMENT	SYNTHETIC RUBBER, BLACK	SYNTHETIC RUBBER, BLACK	-40°C to +100°C
PH164					BLACK	-40°C to +135°C
PH264					MSHA	-40°C to +135°C
PH 165					EPDM	-40°C to +100°C
PH 227					SYNTHETIC RUBBER, BLACK	-40°C to +150°C
PH204-R6 FRAS MSHA	EXCEEDS SAE J517 - 100R6	HYDRAULIC HOSE	1 BRIAD, STEEL WIRE	SYNTHETIC RUBBER, BLACK	BLACK COLOUR, SINGLE BRAID OF TEXTILE FIBER	-40°C to +100°C
PH 161 - 1TE	EN 854 - 1TE	HYDRAULIC HOSE	1 BRAID, TEXTILE	SYNTHETIC RUBBER, BLACK	SYNTHETIC RUBBER, BLACK	-40°C to +100°C
PH261					MSHA COVER	-40°C to +100°C
PH271					MSHA COVER	-40°C to +135°C
PH 162- 1TE	EN 854 - 2TE	HYDRAULIC HOSE	1 BRAID, TEXTILE	SYNTHETIC RUBBER, BLACK	SYNTHETIC RUBBER, BLACK	-40°C to +100°C
PH262					MSHA COVER	-40°C to +100°C
PH272					MSHA COVER	-40°C to +135°C
PH 163 - 3TE	EN 854 - 3TE	HYDRAULIC HOSE	2 BRIAD, TEXTILE	SYNTHETIC RUBBER, BLACK	SYNTHETIC RUBBER, BLACK	-40°C to +100°C
PH263					MSHA	
PH173					SYNTHETIC RUBBER, BLACK	-40°C to +135°C
PH273					MSHA	
PH 175 - JACK HOSE	POLYHOSE PROPRIETARY PRODUCT	HYDRAULIC HOSE	2 BRAID, WIRE	SYNTHETIC RUBBER, BLACK	SYNTHETIC RUBBER, BLACK	-40°C to +100°C
PH 513 - PW 3K - 1 W	POLYHOSE PROPRIETARY PRODUCT	PRESSURE WASHER HOSE	1 BRIAD, STEEL WIRE	SYNTHETIC RUBBER, BLACK	BLACK COLOUR, SYNTHETIC RUBBER	-10°C to +155°C
PH 514 - PW 4K - 1WB	POLYHOSE PROPRIETARY PRODUCT	PRESSURE WASHER HOSE	1 BRIAD, STEEL WIRE	SYNTHETIC RUBBER, BLACK	BLACK COLOUR, SYNTHETIC RUBBER	-10°C to +155°C
PH 516 - PW 6K - 2 WB	POLYHOSE PROPRIETARY PRODUCT	PRESSURE WASHER HOSE	2 BRAID, STEEL WIRE	SYNTHETIC RUBBER, BLACK	BLACK COLOUR, SYNTHETIC RUBBER	-10°C to +155°C
PH 521 - SUPER SERVICE HOSE	EXCEEDS EN 857 - 1SC EN 1829-2	PRESSURE WASHER HOSE	1 BRAID, STEEL WIRE	SYNTHETIC RUBBER, BLACK	BLACK COLOUR, SYNTHETIC RUBBER (GREY, BLUE ON REQUEST)	-40°C to +155°C
PH 522 - SUPER SERVICE HOSE	EXCEEDS EN 857 - 2 SC EN 1829-2	PRESSURE WASHER HOSE	2 BRAID, HIGH TENSILE STEEL	SYNTHETIC RUBBER, BLACK	BLACK COLOUR, SYNTHETIC RUBBER (BLUE ON REQUEST)	-40°C to +155°C
PH 177 - R12	"SAE J517 - 100 R12 EN 856 - R12	HIGH PRESSURE SPIRAL HOSE	4 SPIRAL, HIGH TENSILE STEEL WIRE	SYNTHETIC RUBBER, BLACK	BLACK COLOUR, SYNTHETIC RUBBER	-40°C to +121°C
PH 285	ISO 3862"				MSHA AX UHMWPE	
PH 178 - R13	SAE J 517 - 100 R13 / EN 856 - R13 / ISO 3862	HIGH PRESSURE SPIRAL HOSE	4 OR 6 SPIRAL, HIGH TENSILE STEEL WIRE	BLACK COLOUR, SYNTHETIC RUBBE	BLACK COLOUR, SYNTHETIC RUBBER	-40°C to +121°C
PH 279 - R15	SAE J517 -100 R15 / ISO 3862	HIGH PRESSURE SPIRAL HOSE	4 OR 6 SPIRAL, HIGH TENSILE STEEL WIRE	BLACK COLOUR, SYNTHETIC RUBBER	BLACK COLOUR, SYNTHETIC RUBBER	-40°C to +121°C
PH 277 - 4SP	EN 856 - 4SP ISO 3862"	HIGH PRESSURE SPIRAL HOSE	4 SPIRAL, HIGH TENSILE STEEL WIRE	BLACK COLOUR, SYNTHETIC RUBBER	BLACK COLOUR, SYNTHETIC RUBBER	-40°C to +100°C Intermittent: +120°C
PH 278 - 4SH	EN 856 - 4SH ISO 3862	HIGH PRESSURE SPIRAL HOSE	4 SPIRAL, HIGH TENSILE STEEL WIRE	BLACK COLOUR, SYNTHETIC RUBBER	BLACK COLOUR, SYNTHETIC RUBBER	-40°C to +100°C Intermittent: +120°C
PH 183 - FIRE SHIELD HOSE	POLYHOSE PROPRIETARY PRODUCT	HIGH PRESSURE SPIRAL HOSE	4 OR 6 SPIRAL, HIGH TENSILE STEEL WIRE	BLACK COLOUR, SYNTHETIC RUBBER	RED COLOUR, SYNTHETIC RUBBER	-40°C to +121°C
PH 280 - WATER BLAST 30	POLYHOSE PROPRIETARY PRODUCT EN 1829 - 2	WATER BLAST HOSE	4 SPIRAL, HIGH TENSILE STEEL WIRE	BLACK COLOUR, SYNTHETIC RUBBER	BLACK COLOUR, SYNTHETIC RUBBER	-40°C to +90°C
PH 281 - WATER BLAST 40	POLYHOSE PROPRIETARY PRODUCT EN1829-2	WATER BLAST HOSE	4 SPIRAL, HIGH TENSILE STEEL WIRE	BLACK COLOUR, SYNTHETIC RUBBER	BLACK COLOUR, SYNTHETIC RUBBER	-40°C to +90°C
PH 282 - WATER BLAST 45	POLYHOSE PROPRIETARY PRODUCT EN1829-2	WATER BLAST HOSE	4 SPIRAL, HIGH TENSILE STEEL WIRE	BLACK COLOUR, SYNTHETIC RUBBER	BLACK COLOUR, SYNTHETIC RUBBER	-40°C to +90°C
PH 283 - WATER BLAST 50	POLYHOSE PROPRIETARY PRODUCT EN1829-2	WATER BLAST HOSE	6 SPIRAL, HIGH TENSILE STEEL WIRE	BLACK COLOUR, SYNTHETIC RUBBER	BLACK COLOUR, SYNTHETIC RUBBER	-40°C to +90°C

HOSE SIZE Vs PRESSURE MATRIX (RUBBER)

POLYHOSE PART NUMBER	DASH SIZE VS WORKING PRESSURE BAR																		PAGE NUMBER	
	-2	-3	-4	-5	-6	-7	-8	-10	-12	-14	-16	-20	-24	-28	-32	-40	-48	-56		-64
PH145 – HYDRAULIC OIL S & D HOSE	-	-	-	-	-	-	-	-	25	-	20	15	15	10*	10	5	5	5	5	13
PH 146 - R5	-	-	210	210	160	-	140	125	105	-	60	45	35	-	25*	25/ 35*	35*	-	-	13
PH 186 - R5C XT	-	-	210	210	160	-	140	125	105	-	60	45	35	-	25	25	-	-	-	14
PH 150 - R3	-	105	90	85	80	-	70	65	55	-	40	30	20*	-	-	-	-	-	-	14
PH 250																				
PH 147 - R6	-	35	30	30	30	-	30	25	25	20*	15	20*	15*	-	-	-	-	-	-	15
PH164																				
PH264																				
PH 165																				
PH 227																				
PH204-R6 FRAS MSHA	-	35	30	30	30	-	30	25	25	20	15	-	-	-	-	-	-	-	-	15
PH 161 - 1TE	-	-	25	20	20		20	20	15*	-	15*	-	-	-	-	-	-	-	-	16
PH261																				
PH271																				
PH 162- 1TE	-	-	75	70	65		60	50	45		40			-						16
PH262																				
PH272																				
PH 163 - 3TE	-	-	145	130	110		95	80	70	-	55	45	40	-	-	-	-	-	-	17
PH263																				
PH173																				
PH273																				
PH 175 - JACK HOSE	-	-	700	-	700		700	-	-	-	-	-	-	-	-	-	-	-	-	15
PH 513 - PW 3K - 1 W	-		210	210	210		210	-	-	-	-	-	-	-	-	-	-	-	-	18
PH 514 - PW 4K - 1WB	-	-	280	280	280		280	-	-	-	-	-	-	-	-	-	-	-	-	18
PH 516 - PW 6K - 2 WB	-	-	415	415	415		-	-	-	-	-	-	-	-	-	-	-	-	-	19
PH 521 - SUPER SERVICE HOSE	-	-	360	340	300		250	-	-	-	-	-	-	-	-	-	-	-	-	19
PH 522 - SUPER SERVICE HOSE	-	-	650	550	525		440	-	-	-	-	-	-	-	-	-	-	-	-	19
PH 177 - R12	-	-	-		280		280	280	280	-	280	210	175	-	175	-	-	-	-	20
PH 285																				
PH 178 - R13	-			-	-		-	-	350	-	350	350	350	-	350	-	-	-	-	20
PH 279 - R15	-	-		-	-		-	-	420	-	420	420	420	-	420*	-	-	-	-	21
PH 277 - 4SP	-	-	450	-	445		415	350	380	-	280	210	185	-	165	-	-	-	-	21
PH 278 - 4SH	-	-	-	-	-		-	-	420	-	380	350	300	-	250	-	-	-	-	22
PH 183 - FIRE SHIELD HOSE	-				345		345	-	345	-	345	345	345	-	345	-	-	-	-	22
PH 280 - WATER BLAST 30	-	-	850	-	850		850	-	850	-	850	-	-	-	-	-	-	-	-	23
PH 281 - WATER BLAST 40	-	-	-	-	1100		1100	-	1100		-	-	-	-	-	-	-	-	-	23
PH 282 - WATER BLAST 45	-	-	-	-	1250		1250	-	-	-	-	-	-	-	-	-	-	-	-	24
PH 283 - WATER BLAST 50	-	-	-	-	-		1380	-	-	-	-	-	-	-	-	-	-	-	-	24

HOSE SIZE Vs PRESSURE MATRIX (RUBBER)

POLYHOSE PART NUMBER	STANDARD INDUSTRY SPECIFICATION	DESCRIPTION	CONSTRUCTION (REINFORCEMENT)	TUBE	COVER	TEMPERATURE RANGE
PH 174 - BCS	BCS 174 - 1992	MINING HOSE	2 BRAID, HIGH TENSILE STEEL	BLACK COLOUR, SYNTHETIC RUBBER	BLACK COLOUR, SYNTHETIC RUBBER	-40°C TO +100°C INTERMITTENT: +120°C
PH 442 FUEL DISPENSING HOSE - HARD WALL	EN 1360 TYPE 3	FUEL HOSE	1 BRAID,STEEL WIRE	BLACK COLOUR, SYNTHETIC RUBBER	BLACK COLOUR, SYNTHETIC RUBBER (BLUE & GREEN ON REQUEST)	-30°C TO +55°C
PH 443 - FUEL DISPENSING - SOFT WALL	EN 1360 TYPE 1	FUEL HOSE	2 BRAID, TEXTILE	BLACK COLOUR, SYNTHETIC RUBBER	BLACK COLOUR, SYNTHETIC RUBBER (BLUE & GREEN ON REQUEST)	-30°C TO +55°C
PH 531 - FUEL HOSE	SAE J 30 R2 TYPE 2	FUEL HOSE	TEXTILE REINFORCEMENT	BLACK COLOUR, SYNTHETIC RUBBER	BLACK COLOUR, SYNTHETIC RUBBER	-40°C TO +100°C
PH 532 - FUEL HOSE	SAE J 30 R2 TYPE 3	FUEL HOSE	1 BRAID, TEXTILE	BLACK COLOUR, SYNTHETIC RUBBER	BLACK COLOUR, SYNTHETIC RUBBER	-40°C TO +100°C
PH 533 - LPG HOSE	IS 9573: 2012 - TYPE 2	LPG	1 BRAID, WIRE	BLACK COLOUR, SYNTHETIC RUBBER RESISTANT TO N-PENTANE	PERFORATED ORANGE COLOUR, SYNTHETIC RUBBER	-40°C TO +70°C
PH 534 - LPG HOSE	EN 1762 - TYPE D	LPG	1 BRAID, WIRE	LOW PERMEATION SYNTHETIC RUBBER TUBE	PERFORATED BLACK COLOUR, SYNTHETIC RUBBER	-30°C TO +70°C
PH 535 - LPG	IS 9573 :2012 TYPE -1	LPG	1 BRAID, SYNTHETIC YARN WITH ELECTRICALLY BONDED WIRE OPTIONAL	BLACK COLOUR, SYNTHETIC RUBBER RESISTANT TO N-PENTANE	PERFORATED BLACK COLOUR, SYNTHETIC RUBBER	-40°C TO +70°C
PH 536 - FUEL/CNG HOSE FOR AUTOMOTIVE APPLICATION	SAE J30 - R6 / IS 15722	FUEL HOSE	TEXTILE REINFORCEMENT	BLACK COLOUR, SYNTHETIC RUBBER	BLACK COLOUR, SYNTHETIC RUBBER	-40°C TO +100°C
PH 542 - FUEL & OIL HOSE	SAE J30R7	FUEL HOSE	TEXTILE REINFORCEMENT	BLACK COLOUR, NITRILE RUBBER	NBR/PVC RUBBER, BLACK COLOUR	-40°C TO +125°C
PH 140 - LOW SMOKE HI-TEMP BRAKE HOSE	POLYHOSE PROPRIETARY PRODUCT	AUTOMOTIVE & AIR CONDITIONING	2 BRAID, TEXTILE	BLACK COLOUR, AEM RUBBER WITH LOW SMOKE PROPERTY	BLACK COLOUR, AEM RUBBER WITH LOW SMOKE PROPERTY	-38°C TO +150°C
PH 503 / 134 A NON- BARRIER TYPE AIR CONDITIONING HOSE	SAE J 2064 TYPE B	AUTOMOTIVE & AIR CONDITIONING	1 BRIAD, STEEL WIRE	BLACK COLOUR, SYNTHETIC RUBBER RESISTANT TO R134A WITH PEG OIL	BLACK COLOUR, SYNTHETIC RUBBER	-30°C TO +125°C
PH 540 - AIR BRAKE HOSE	SAE J 1402 TYPE A	AUTOMOTIVE & AIR CONDITIONING	TEXTILE REINFORCEMENT	BLACK COLOUR, SYNTHETIC RUBBER	BLACK COLOUR, SYNTHETIC RUBBER	-40°C TO +100°C
PH 550 - RAIL BRAKE HOSE	AAR M618, M619	AUTOMOTIVE & AIR CONDITIONING	DN 12, 16 DOUBLE TEXTILE BRAIDS, SEPARATED BY SINGLE STEEL WIRE BRAID. DN 22, 30, 35 DOUBLE STEEL WIRE BRAIDS & SINGLE TEXTILE BRAID OVER WIRE BRAID.	BLACK COLOUR, SYNTHETIC RUBBER	BLACK COLOUR, SYNTHETIC RUBBER	-45°C TO +100°C

HOSE SIZE Vs PRESSURE MATRIX (RUBBER)

POLYHOSE PART NUMBER	DASH SIZE VS WORKING PRESSURE BAR																		PAGE NUMBER	
	-2	-3	-4	-5	-6	-7	-8	-10	-12	-14	-16	-20	-24	-28	-32	-40	-48	-56		-64
PH 174 - BCS	-	-	450	-	380		365	280*	280	-	215	175	150	-	115	-	-	-	-	25
PH 442 FUEL DISPENSING HOSE - HARD WALL	-	-	-	-	-		-	16	16	-	16	-	-	-	-	-	-	-	-	25
PH 443 - FUEL DISPENSING - SOFT WALL	-	-	-	-	-		16	16	16	-	16	-	-	-	-	-	-	-	-	26
PH 531 - FUEL HOSE	-	10	10	10	10		10	10	10	-	-	-	-	-	-	-	-	-	-	26
PH 532 - FUEL HOSE	-	35	30	30	30		30	25	25	-	-	-	-	-	25	-	25	-	-	26
PH 533 - LPG HOSE	-	-	-	10	10		10	-	-	-	-	-	-	-	-	-	-	-	-	27
PH 534 - LPG HOSE	-	-	-	-	25		25	25	25	-	25	25	25	-	-	-	-	-	-	28
PH 535 - LPG	-	-	25	25	25		25	25	25	-	25	-	-	-	-	-	-	-	-	28
PH 536 - FUEL/CNG HOSE FOR AUTOMOTIVE APPLICATION	-	10	10	10	10		10	10	10	-	10	-	-	-	-	-	-	-	-	29
PH 542 - FUEL & OIL HOSE	-	10	10	10	10	-	10	10	10	-	10	-	-	-	-	-	-	-	-	29
PH 140 - LOW SMOKE HI-TEMP BRAKE HOSE	-	-	15	15	15		15	15	15	-	15	15	-	-	-	-	-	-	-	30
PH 503 / 134 A NON- BARRIER TYPE AIR CONDITIONING HOSE	-	-	-	-	-		-	-	-	-	35	35	-	-	-	-	-	-	-	30
PH 540 - AIR BRAKE HOSE	-	-	10	10	10	10	10	10		-	-	-	-	-	-	-	-	-	-	31
PH 550 - RAIL BRAKE HOSE	-	-						20	20	-	20	20	20	-	-	-	-	-	-	31

HOSE SIZE Vs PRESSURE MATRIX (INDUSTRIAL)

POLYHOSE PART NUMBER	STANDARD INDUSTRY SPECIFICATION	DESCRIPTION	CONSTRUCTION (REINFORCEMENT)	TUBE	COVER	TEMPERATURE RANGE
PH 440 - COMPRESSED AIR WIRE BRAIDED HOSE	POLYHOSE PROPRIETARY PRODUCT	INDUSTRIAL	1 BRIAD, STEEL WIRE (-8 TO -32)	BLACK COLOUR, SYNTHETIC RUBBER (BLACK COLOUR ON REQUEST)	BLACK COLOUR, SYNTHETIC RUBBER	-40°C TO +90°C
PH441			2 BRAID, STEEL WIRE (-40 TO -64)			-40°C TO +135°C
PH 471 - STEAM 1 W/B	IS 10655 TYPE 2 / BS 5342	INDUSTRIAL	1 BRAID, STEEL	BLACK COLOUR, EPDM RUBBER	RED COLOUR, EPDM RUBBER (BLACK COLOR ALSO AVAILABLE)	UP TO +185°C STEAM
PH 472 - STEAM 2 W/B	EXCEEDS IS 10655/ ISO 6134 TYPE 2/ BS 5342 TYPE 2	INDUSTRIAL	2 BRAID, STEEL	BLACK COLOUR, EPDM RUBBER	RED COLOUR, EPDM RUBBER	UP TO +210°C STEAM
PH 475 - STEAM HOSE WITH HELICAL WIRE	HOSE WITH HELICAL WIRE	INDUSTRIAL	2 BRAID, STEEL WITH HELICAL WIRE	BLACK COLOUR, EPDM RUBBER	RED COLOUR, EPDM RUBBER	-40°C TO +210°C STEAM
PH 555 - NON CONDUCTIVE CARBON FREE HOSE	POLYHOSE PROPRIETARY PRODUCT	INDUSTRIAL	1 BRAID, HIGH TENSILE FIBER YARN	CREAM COLOUR, SYNTHETIC RUBBER	RED OR GREEN COLOUR, SYNTHETIC RUBBER	-40°C TO +100°C
PH 566 - AIR BREATHING HOSE	EN14593/14594	INDUSTRIAL	SINGLE TEXTILE BRAID	BLACK COLOUR, EPDM RUBBER	BLACK COLOUR, EPDM RUBBER	-40°C TO +120°C
PH 601 - WATER SUCTION & DISCHARGE HOSE	POLYHOSE PROPRIETARY PRODUCT	INDUSTRIAL	PLIES OF SYNTHETIC CORDS WITH HELIX WIRE	BLACK COLOUR, SYNTHETIC RUBBER	BLACK COLOUR, SYNTHETIC RUBBER, WRAPPED TYPE	-25°C TO +70°C
PH 602 - WATER DISCHARGE HOSE - LAY FLAT	POLYHOSE PROPRIETARY PRODUCT	INDUSTRIAL	PLIES OF SYNTHETIC CORDS	BLACK COLOUR, SYNTHETIC RUBBER	BLACK COLOUR, SYNTHETIC RUBBER, WRAPPED TYPE	25°C TO +70°C
PH 604 - WATER SUCTION & DISCHARGE HOSE	POLYHOSE PROPRIETARY PRODUCT	INDUSTRIAL	PLIES SYNTHETIC TEXTILE CORDS WITH STEEL WIRE HELIX	BLACK COLOUR, SYNTHETIC RUBBER	BLACK COLOUR, SYNTHETIC RUBBER, WRAPPED TYPE	-25°C TO +70°C
PH 606 - STEEL MILL WATER DELIVERY HOSE	POLYHOSE PROPRIETARY PRODUCT	INDUSTRIAL	PLIES OF SYNTHETIC TEXTILES CORDS	WHITE COLOUR, EPDM RUBBER	FIBER GLASS CLOTH COVER	-40°C to +130°C Outside TEMPERATURE UP TO 500°C
PH 607 - STEEL MILL WATER SUCTION AND DELIVERY HOSE	POLYHOSE PROPRIETARY PRODUCT	INDUSTRIAL	PLIES OF SYNTHETIC TEXTILE CORD WITH WIRE HELIX	WHITE COLOUR, EPDM RUBBER	FIBER GLASS CLOTH COVER	-40°C TO +130°C OUTSIDE TEMPERATURE UP TO 500°C
PH 609 - THERMOPLASTIC LINED PAINT S & D HOSE	POLYHOSE PROPRIETARY PRODUCT	INDUSTRIAL	PLIES OF SYNTHETIC TEXTILE CORD WITH STEEL WIRE AND TWO CROSS ANTISTATIC COPPER WIRE	BLACK COLOUR, SYNTHETIC RUBBER WITH THERMOPLASTIC LINER	BLACK COLOUR, SYNTHETIC RUBBER	-40°C TO +80°C
PH 610 - WATER DISCHARGE HOSE	POLYHOSE PROPRIETARY PRODUCT	INDUSTRIAL	PLIES OF SYNTHETIC TEXTILE CORDS	BLACK COLOUR, SYNTHETIC RUBBER	BLACK COLOUR, SYNTHETIC RUBBER	-25°C TO +70°C
PH 611 - OIL / FUEL SUCTION & DISCHARGE HOSE	POLYHOSE PROPRIETARY PRODUCT	INDUSTRIAL	PLIES OF SYNTHETIC TEXTILE CORDS WITH STEEL HELIX AND TWO CROSS ANTI STATIC COPPER WIRE	BLACK COLOUR, SYNTHETIC RUBBER	BLACK COLOUR, SYNTHETIC RUBBER	-20°C TO +80°C
	POLYHOSE PROPRIETARY PRODUCT	INDUSTRIAL	PLIES OF SYNTHETIC TEXTILE CORDS WITH TWO CROSS ANTI STATIC COPPER WIRES			
PH 613 - OIL / FUEL DELIVERY HOSE	POLYHOSE PROPRIETARY PRODUCT	INDUSTRIAL	PLIES OF SYNTHETIC TEXTILE CORDS WITH TWO CROSS ANTI STATIC COPPER WIRES	BLACK COLOUR, SYNTHETIC RUBBER	BLACK COLOUR, SYNTHETIC RUBBER	-20°C TO +80°C
PH 614 - OIL SUCTION & DISCHARGE HOSE	POLYHOSE PROPRIETARY PRODUCT	INDUSTRIAL	PLIES OF SYNTHETIC TEXTILE CORDS WITH STEEL HELIX AND TWO CROSS ANTI STATIC COPPER WIRE	BLACK COLOUR, SYNTHETIC RUBBER	BLACK COLOUR, SYNTHETIC RUBBER	-20°C TO +80°C
	POLYHOSE PROPRIETARY PRODUCT	INDUSTRIAL	PLIES OF SYNTHETIC TEXTILE CORDS WITH STEEL HELIX AND TWO CROSS ANTI STATIC COPPER WIRE			
PH 615 - OIL S&D HOSE	POLYHOSE PROPRIETARY PRODUCT	INDUSTRIAL	PLIES OF SYNTHETIC TEXTILE CORDS WITH STEEL HELIX AND TWO CROSS ANTI STATIC COPPER WIRE	BLACK COLOUR, SYNTHETIC RUBBER	BLACK COLOUR, SYNTHETIC RUBBER	-20°C TO +80°C
PH 617 - OIL FUEL DELIVERY HOSE	POLYHOSE PROPRIETARY PRODUCT	INDUSTRIAL	PLIES OF SYNTHETIC TEXTILE CORDS WITH TWO CROSS ANTI STATIC COPPER WIRES	BLACK COLOUR, SYNTHETIC RUBBER	BLACK COLOUR, SYNTHETIC RUBBER	-20°C TO +80°C
PH 620 - AIR & WATER DISCHARGE HOSE	POLYHOSE PROPRIETARY PRODUCT	INDUSTRIAL	PLIES OF SYNTHETIC TEXTILE CORDS	BLACK COLOUR, SYNTHETIC RUBBER	BLACK COLOUR, SYNTHETIC RUBBER	-25°C TO +70°C
PH 621 - CEMENT / PLASTER PLACEMENT HOSE	POLYHOSE PROPRIETARY PRODUCT	INDUSTRIAL	PLIES OF SYNTHETIC TEXTILE CORDS	BLACK COLOUR, SYNTHETIC AND NATURAL RUBBER BLEND	BLACK COLOUR, SYNTHETIC RUBBER	-30°C TO +70°C
PH 622 - HIGH PRESSURE PLASTER SPRAY HOSE	POLYHOSE PROPRIETARY PRODUCT	INDUSTRIAL	PLIES OF SYNTHETIC TEXTILE CORDS	BLACK COLOUR, SYNTHETIC AND NATURAL RUBBER BLEND	BLACK COLOUR, SYNTHETIC RUBBER	-30°C TO +70°C
PH 623 - BULK MATERIAL SUCTION AND DISCHARGE HOSE	POLYHOSE PROPRIETARY PRODUCT	INDUSTRIAL	PLIES OF SYNTHETIC TEXTILE CORD WITH STEEL HELIX AND 2 CROSS ANTI STATIC WIRE	BLACK COLOUR, SYNTHETIC AND NATURAL RUBBER BLEND	BLACK COLOUR, SYNTHETIC RUBBER	-30°C TO +70°C
PH 624 - SHOT BLASTING HOSE	POLYHOSE PROPRIETARY PRODUCT	INDUSTRIAL	PLIES OF SYNTHETIC TEXTILE CORD WITH 2 CROSS ANTI STATIC COPPER WIRE	BLACK COLOUR, SYNTHETIC AND NATURAL RUBBER BLEND	BLACK COLOUR, SYNTHETIC RUBBER	-30°C TO +70°C
PH674- PH1 (PREMIUM ABRASION)						

HOSE SIZE Vs PRESSURE MATRIX (INDUSTRIAL)

POLYHOSE PART NUMBER	DASH SIZE VS WORKING PRESSURE BAR																	PAGE NUMBER	
	-6	-7	-8	-10	-12	-14	-16	-20	-24	-28	-32	-40	-48	-56	-64	-80	-96		-128
PH 440 - COMPRESSED AIR WIRE BRAIDED HOSE	-	-	40	-	40	-	40	40	40	-	40	40	40	-	40	-	-	-	32
PH441																			
PH 471 - STEAM 1 W/B	10	-	10	-	10	-	10	10	-	-	-	-	-	-	-	-	-	-	32
PH 472 - STEAM 2 W/B	18	-	18	-	18	-	18	18	18	-	18	18	18	-	-	-	-	-	33
PH 475 - STEAM HOSE WITH HELICAL WIRE	-	-	-	-	-	-	-	-	-	-	18	18	18	-	-	-	-	-	33
PH 555 - NON CONDUCTIVE CARBON FREE HOSE	20	-	20	20	20	-	20	20	20	-	20	-	20	-	20	-	-	-	34
PH 566 - AIR BREATHING HOSE	35		35																34
PH 601 - WATER SUCTION & DISCHARGE HOSE	-	-	-	-	10	-	10	10	10	-	10	10	10	10	10	10	10	10	35
PH 602 - WATER DISCHARGE HOSE - LAY FLAT	-	-	-	-	-	-	10	10	10	-	10	10	10	10	10	10	10	10	35
PH 604 - WATER SUCTION & DISCHARGE HOSE	-	-	-	-	20	-	20	20	20	-	20	20	20	20	20	20	20	20	36
PH 606 - STEEL MILL WATER DELIVERY HOSE	-	-	-	-	-	-	10	10	10	-	10	10	10	-	10	-	-	-	36
PH 607 - STEEL MILL WATER SUCTION AND DELIVERY HOSE	-	-	-	-	-	-	10	10	10	-	10	10	10	-	10	-	-	-	37
PH 609 - THERMOPLASTIC LINED PAINT S & D HOSE	-	-	10	-	10	-	10	10	10	-	10	-	-	-	-	-	-	-	37
PH 610 - WATER DISCHARGE HOSE	-	-	-	-	-	-	10	10	10	-	20	20	20	20	20	20	20	20	38
PH 611 - OIL / FUEL SUCTION & DISCHARGE HOSE	-	-	-	-	10	-	10	10	10	-	10	10	10	10	10	10	10	10	38
PH 613 - OIL / FUEL DELIVERY HOSE	-	-	-	-	10	-	10	10	10	-	10	10	10	10	10	10	10	-	39
PH 614 - OIL SUCTION & DISCHARGE HOSE	-	-	-	-	20	-	20	20	20	-	20	20	20	20	20	20	20	20	39
PH 615 - OIL S&D HOSE	-	-	-	-	-	-	-	-	-	-	40	-	40	-	40	-	40	-	40
PH 617 - OIL FUEL DELIVERY HOSE	-	-	-	-	20	-	20	20	20	-	20	20	20	20	20	20	20	20	40
PH 620 - AIR & WATER DISCHARGE HOSE	-	-	-	-	-	-	10	10	10	-	10	10	10	10	10	10	10	10	41
PH 621 - CEMENT / PLASTER PLACEMENT HOSE	-	-	-	-	-	-	10	10	10	-	10	10	10	-	10	10	10	10	41
PH 622 - HIGH PRESSURE PLASTER SPRAY HOSE	-	-	-	-	-	-	40	40	40	-	40	40	40	-	40	40	-	-	42
PH 623 - BULK MATERIAL SUCTION AND DISCHARGE HOSE	-	-	-	-	-	-	10	10	10	-	10	10	10	-	10	10	10	-	42
PH 624 - SHOT BLASTING HOSE	-	-	12	-	12	-	12	12	12	-	12	12	12	-	12	-	-	-	43
PH674- PH1 (PREMIUM ABRASION)																			

HOSE SIZE Vs PRESSURE MATRIX (INDUSTRIAL)

POLYHOSE PART NUMBER	STANDARD INDUSTRY SPECIFICATION	DESCRIPTION	CONSTRUCTION (REINFORCEMENT)	TUBE	COVER	TEMPERATURE RANGE
PH 625 - BUNKER TRUCK HOT AIR BLOWER HOSE	POLYHOSE PROPRIETARY PRODUCT	INDUSTRIAL	PLIES OF SYNTHETIC TEXTILE CORD	BLACK COLOUR, SYNTHETIC RUBBER	BLACK COLOUR, SYNTHETIC RUBBER	-30°C TO +180°C
PH 626 - DRY CEMENT DELIVERY / SILO HOSE	POLYHOSE PROPRIETARY PRODUCT	INDUSTRIAL	PLIES OF SYNTHETIC TEXTILE CORDS WITH TWO CROSS ANTISTATIC COPPER WIRES	BLACK COLOUR, SYNTHETIC AND NATURAL RUBBER BLEND	BLACK COLOUR, SYNTHETIC RUBBER	-30°C TO +70°C
PH 628 - ABRASIVE BULK MATERIAL SUCTION AND DISCHARGE HOSE	POLYHOSE PROPRIETARY PRODUCT	INDUSTRIAL	PLIES OF SYNTHETIC TEXTILE CORD WITH STEEL HELIX AND 2 CROSS ANTI STATIC WIRES	BLACK COLOUR, SYNTHETIC AND NATURAL RUBBER BLEND	BLACK COLOUR, SYNTHETIC RUBBER	-30°C TO +70°C
PH 629 - ABRASIVE BULK MATERIAL DISCHARGE HOSE	POLYHOSE PROPRIETARY PRODUCT	INDUSTRIAL	PLIES OF SYNTHETIC TEXTILE CORD AND TWO CROSS ANTI STATIC COPPER WIRE	BLACK COLOUR, SYNTHETIC AND NATURAL RUBBER BLEND	BLACK COLOUR, SYNTHETIC RUBBER	-30°C TO +75°C
PH 630 - AIR & WATER DISCHARGE HOSE	POLYHOSE PROPRIETARY PRODUCT	INDUSTRIAL	PLIES OF SYNTHETIC TEXTILE CORDS	BLACK COLOUR, SYNTHETIC RUBBER	BLACK COLOUR, SYNTHETIC RUBBER, WRAPPED TYPE	-25°C TO +70°C
PH 631- INDUSTRIAL DUTY AIR HOSE	POLYHOSE PROPRIETARY PRODUCT	INDUSTRIAL	PLIES OF SYNTHETIC TEXTILE CORDS	BLACK COLOUR, SYNTHETIC RUBBER	BLACK COLOUR, SYNTHETIC RUBBER, WRAPPED TYPE	-20°C TO +85°C
PH 639 - BULK MATERIAL DISCHARGE	POLYHOSE PROPRIETARY PRODUCT	INDUSTRIAL	PLIES OF SYNTHETIC TEXTILE CORDS	BLACK COLOUR, SYNTHETIC RUBBER	BLACK COLOUR, SYNTHETIC RUBBER, WRAPPED TYPE	-30°C TO +70°C
PH 642 - XLPE CHEMICAL SUCTION AND DISCHARGE HOSE	POLYHOSE PROPRIETARY PRODUCT	INDUSTRIAL	PLIES OF SYNTHETIC TEXTILE CORD WITH STEEL HELIX AND 2 CROSS ANTI STATIC WIRE	WHITE COLOUR, SYNTHETIC RUBBER	GREEN COLOUR EPDM, WRAPPED TYPE	-20°C TO +120°C
PH 645 - UHMPE CHEMICAL S & D HOSE	POLYHOSE PROPRIETARY PRODUCT	INDUSTRIAL	PLIES OF SYNTHETIC TEXTILE CORD WITH STEEL HELIX	WHITE COLOUR, SYNTHETIC RUBBER WITH TRANSPARENT UHMPE LINER FDA APPROVED	BLUE COLOUR EPDM RUBBER RESISTANT	-20°C TO +120°C
PH 646 - EPDM CHEMICAL S & D HOSE	POLYHOSE PROPRIETARY PRODUCT	INDUSTRIAL	PLIES OF SYNTHETIC TEXTILE CORDS WITH STEEL HELIX AND TWO CROSS ANTI STATIC COPPER WIRE	BLACK COLOUR, EPDM SYNTHETIC RUBBER RESISTANT	BLACK COLOUR, SYNTHETIC RUBBER RESISTANT	-30°C TO +120°C
PH 647 - SLURY & MUD WATER SUCTION & DISCHARGE	POLYHOSE PROPRIETARY PRODUCT	INDUSTRIAL	PLIES OF SYNTHETIC TEXTILE CORDS WITH STEEL HELIX AND TWO CROSS ANTI STATIC COPPER WIRES	BLACK SYNTHETIC RUBBER	BLACK COLOUR, SYNTHETIC RUBBER RESISTANT	-30°C TO +70°C
PH 648 - UHMWPE S & D HOSE FOOD	POLYHOSE PROPRIETARY PRODUCT	INDUSTRIAL	PLIES OF SYNTHETIC TEXTILE CORD WITH STEEL HELIX	WHITE COLOUR, SYNTHETIC RUBBER WITH TRANSPARENT UHMPE LINER	BLUE COLOUR EPDM RUBBER RESISTANT TO OZONE, WEATHER AND ABRASION	-30°C TO +120°C
PH 649 - CONCRETE DELIVERY HOSE	POLYHOSE PROPRIETARY PRODUCT	INDUSTRIAL	PLIES OF SYNTHETIC TEXTILE CORD WITH TWO CROSS ANTI STATIC WIRES	BLACK COLOUR SYNTHETIC RUBBER	BLACK COLOUR SYNTHETIC RUBBER	-30°C TO +70°C
PH 651 - RADIATOR HOSE	POLYHOSE PROPRIETARY PRODUCT	INDUSTRIAL	PLIES OF SYNTHETIC TEXTILE CORD	BLACK COLOUR, EPDM RUBBER	BLACK COLOUR, EPDM RUBBER	-40°C TO +120°C
PH 657 - OIL FUEL DELIVERY HOSE FRAS	POLYHOSE PROPRIETARY PRODUCT	INDUSTRIAL	PILES OF SYNTHETIC TEXTILE CORDS	BLACK COLOUR, CONDUCTIVE SYNTHETIC RUBBER	BLACK COLOUR, CONDUCTIVE SYNTHETIC RUBBER	-20°C TO +80°C
PH 661 - MINE BLAST HANDLING HOSE - W.P. 20 BAR	POLYHOSE PROPRIETARY PRODUCT	INDUSTRIAL	PLIES OF SYNTHETIC TEXTILE CORDS WITH STEEL HELIX	BLACK COLOUR, CONDUCTIVE SYNTHETIC RUBBER	BLACK COLOUR, CONDUCTIVE SYNTHETIC RUBBER RESISTANT TO ABRASION	-30°C TO +80°C
PH 663 - AIR & WATER DISCHARGE HOSE FRAS	POLYHOSE PROPRIETARY PRODUCT	INDUSTRIAL	PILES OF SYNTHETIC TEXTILE CORDS	BLACK COLOUR, CONDUCTIVE SYNTHETIC RUBBER	BLACK COLOUR, CONDUCTIVE SYNTHETIC RUBBER	-20°C TO +85°C
PH 681 - SATURATED STEAM & HOT WATER HOSE		INDUSTRIAL	PLIES OF SYNTHETIC TEXTILE CORD	BLACK COLOUR, EPDM RUBBER	RED COLOUR, EPDM	-40°C TO +165°C
PH 687 - GENERAL	POLYHOSE PROPRIETARY PRODUCT	INDUSTRIAL	PLIES OF SYNTHETIC TEXTILE CORD	BLACK, NITRILE	BLACK COLOUR, EPDM	-30°C to +100°C
PH 693 - FIRE SHIELD HOSE	POLYHOSE PROPRIETARY PRODUCT	INDUSTRIAL	PLIES OF SYNTHETIC TEXTILE CORD WITH STEEL HELIX	BLACK COLOUR SYNTHETIC RUBBER	RED COLOUR SYNTHETIC RUBBER	-40°C to +121°C

HOSE SIZE Vs PRESSURE MATRIX (INDUSTRIAL)

POLYHOSE PART NUMBER	DASH SIZE VS WORKING PRESSURE BAR																		PAGE NUMBER
	-6	-7	-8	-10	-12	-14	-16	-20	-24	-28	-32	-40	-48	-56	-64	-80	-96	-128	
PH 625 - BUNKER TRUCK HOT AIR BLOWER HOSE	-	-	-	-	-	-	-	-	-	-	10	-	10	-	10	-	-	-	43
PH 626 - DRY CEMENT DELIVERY / SILO HOSE	-	-	-	-	10	-	-	10	10	-	10	10	10	-	10	10	10	10	44
PH 628 - ABRASIVE BULK MATERIAL SUCTION AND DISCHARGE HOSE	-	-	-	-	-	-	20	20	20	-	20	20	20	-	20	20	20	-	44
PH 629 - ABRASIVE BULK MATERIAL DISCHARGE HOSE	-	-	-	-	-	-	-	-	-	-	10	10	10	-	10	10	10	10	45
PH 630 - AIR & WATER DISCHARGE HOSE	-	-	-	-	-	-	20	20	20	-	20	20	20	20	20	20	20	20	45
PH 631- INDUSTRIAL DUTY AIR HOSE	-	-	-	-	-	-	20	-	20	-	20	20	20	-	20	-	-	-	46
PH 639 - BULK MATERIAL DISCHARGE	-	-	-	-	-	-	-	-	-	-	20	20	20	-	20	20	20	20	46
PH 642 - XLPE CHEMICAL SUCTION AND DISCHARGE HOSE	-	-	-	-	17	-	17	17	17	-	17	17	17	-	17	-	-	-	47
PH 645 - UHMPE CHEMICAL S & D HOSE	-	-	-	-	17	-	17	17	17	-	17	17	17	-	17	-	-	-	47
PH 646 - EPDM CHEMICAL S & D HOSE	-	-	17	-	17	-	17	17	17	-	17	17	17	-	17	-	-	-	48
PH 647 - SLURRY & MUD WATE R SUCTION & DISCHARGE	-	-	-	-	-	-	-	-	-	-	10	-	10	-	10	10	10	10	48
PH 648 - UHMWPE S & D HOSE FOOD	-	-	-	-	17	-	17	17	17	-	17	17	17	-	17	-	-	-	49
PH 649 - CONCRETE DELIVERY HOSE	-	-	-	-	-	-	-	85	85	-	85	85	85	85	85	85	85	-	49
PH 651 - RADIATOR HOSE	-	-	3	-	3	-	3	3	3	-	3	3	3	-	3	3	3	-	50
PH 657 - OIL FUEL DELIVERY HOSE FRAS	-	-	-	-	20	-	20	20	20	-	20	20	20	20	20	20	20	-	50
PH 661 - MINE BLAST HANDLING HOSE - W.P. 20 BAR	-	-	-	-	-	-	-	-	-	-	20	20	-	-	-	-	-	-	51
PH 663 - AIR & WATER DISCHARGE HOSE FRAS	-	-	-	-	-	-	20	20	20	-	20	20	20	20	20	20	20	20	51
PH 681 - SATURATED STEAM & HOT WATER HOSE	-	-	7	-	7	-	7	7	7	-	7	-	-	-	-	-	-	-	52
PH 687 - GENERAL PURPOSE HOSE	-	-	-	-	20	-	20	-	-	-	-	-	-	-	-	-	-	-	52
PH 693 - FIRE SHIELD HOSE	-	-	-	-	-	-	-	-	-	-	21	-	21	-	21	-	21	-	52

HOSE SIZE Vs PRESSURE MATRIX (THERMOPLASTIC)

POLYHOSE PART NUMBER	STANDARD INDUSTRY SPECIFICATION	DESCRIPTION	CONSTRUCTION (REINFORCEMENT)	TUBE	COVER	TEMPERATURE RANGE
PH148 - MEDIUM PRESSURE - R7	SAE 100 R7	HYDRAULIC HOSE	ONE BRAID, SYNTHETIC FIBER	THERMOPLASTIC ELASTOMER	POLYURETHANE, BLACK COLOUR, PIN PRICKED(SPECIAL COLOURS AVAILABLE ON REQUEST)	-40°C to +100°C
PH151 - MEDIUM PRESSURE - R7 (NON CONDUCTIVE)	DIN EN ISO 3949				POLYURETHANE, ORANGE	
PH149 - HIGH PRESSURE - R8	SAE 100 R8	HYDRAULIC HOSE	ONE OR MORE BRAID, ARAMID FIBER	THERMOPLASTIC ELASTOMER	POLYURETHANE, BLACK COLOUR, PIN PRICKED (SPECIAL COLOURS AVAILABLE ON REQUEST)	-40°C to +100°C
PH152 - HIGH PRESSURE - R8 (NON CONDUCTIVE)	DIN EN ISO 3949				POLYURETHANE, ORANGE	
PH353 - HIGH PRESSURE - R8 (2PB)	SAE 100 R8	HYDRAULIC HOSE	DOUBLE BRAID, SYNTHETIC FIBER	THERMOPLASTIC ELASTOMER	POLYURETHANE, BLACK COLOUR, PIN PRICKED (SPECIAL COLOURS AVAILABLE ON REQUEST)	-40°C to +100°C
PH357 - HIGH PRESSURE - R8 (2PB) (NON CONDUCTIVE)	DIN EN ISO 3949				POLYURETHANE, ORANGE	
PH194 -LOW TEMPERATURE - R18	EXCEEDS SAE 100 R18	HYDRAULIC HOSE	ONE OR MORE BRAIDS, SYNTHETIC FIBER	THERMOPLASTIC ELASTOMER	SPECIAL POLYESTER ELASTOMER, BLACK COLOUR, PIN PRICKED	-55°C to +100°C
PH195 -LOW TEMPERATURE - R18 (NON CONDUCTIVE)	DIN EN ISO 3949				SPECIAL POLYESTER ELASTOMER, ORANGE	
PH348 - MEDIUM PRESSURE - 1WB	POLYHOSE PROPRIETARY PRODUCT AND EXCEEDS SAE / EN ONE WIRE BRAID HOSE SPECIFICATION	HYDRAULIC HOSE	SINGLE BRAID, STEEL WIRE	THERMOPLASTIC ELASTOMER	POLYURETHANE, BLACK COLOUR, PIN PRICKED (OPTIONAL)	-40°C to +100°C
PH349 - HIGH PRESSURE - 2WB	POLYHOSE PROPRIETARY PRODUCT AND EXCEEDS SAE / EN ONE WIRE BRAID HOSE SPECIFICATION	HYDRAULIC HOSE	DOUBLE BRAIDS, STEEL WIRE	THERMOPLASTIC ELASTOMER	POLYURETHANE, BLACK COLOUR, PIN PRICKED (OPTIONAL)	-40°C to +100°C
PH358 - R7 COMPACT HOSE	POLYHOSE PROPRIETARY PRODUCT	HYDRAULIC HOSE	ONE OR MORE BRAID, SYNTHETIC FIBER	THERMOPLASTIC ELASTOMER	POLYURETHANE, BLACK COLOUR, PIN PRICKED(SPECIAL COLOURS AVAILABLE ON REQUEST)	-40°C to +100°C
PH761 - HYBRID HOSE - 1W	POLYHOSE PROPRIETARY PRODUCT AND EXCEEDS SAE / EN ONE WIRE BRAID HOSE SPECIFICATION	HYDRAULIC HOSE	SINGLE BRAID, STEEL WIRE	THERMOPLASTIC ELASTOMER	SYNTHETIC RUBBER, BLACK COLOUR	-40°C to +100°C
PH762 - HYBRID HOSE - 2W	POLYHOSE PROPRIETARY PRODUCT AND EXCEEDS SAE / EN TWO WIRE BRAID HOSE SPECIFICATION	HYDRAULIC HOSE	DOUBLE BRIAD, STEEL WIRE	THERMOPLASTIC ELASTOMER	SYNTHETIC RUBBER, BLACK COLOUR	-40°C to +100°C
PH301 - SEWER JET - 2500 PSI	POLYHOSE PROPRIETARY PRODUCT	SEWER JETTING HOSE	ONE OR MORE BRAID, SYNTHETIC FIBER	THERMOPLASTIC ELASTOMER	POLYURETHANE, ORANGE COLOUR (SPECIAL COLOURS AVAILBLE ON REQUEST)	-40°C to +60°C
PH302 - SEWER JET - 3000 PSI	POLYHOSE PROPRIETARY PRODUCT	SEWER JETTING HOSE	ONE OR MORE BRAID, SYNTHETIC FIBER	THERMOPLASTIC ELASTOMER	POLYURETHANE, BLUE COLOUR (SPECIAL COLOURS AVAILABLE ON REQUEST)	-40°C to +60°C
PH303 - SEWER JET - 3600 PSI	POLYHOSE PROPRIETARY PRODUCT	SEWER JETTING HOSE	TWO OR MORE BRAID, SYNTHETIC FIBER	THERMOPLASTIC ELASTOMER	POLYURETHANE, GREEN COLOUR (SPECIAL COLOURS AVAILABLE ON REQUEST)	-40°C to +60°C
PH304 - SEWER JET - 4000 PSI	POLYHOSE PROPRIETARY PRODUCT	SEWER JETTING HOSE	ONE OR MORE BRAIDS, ARAMID FIBER & ONE BRAID, OF SYNTHETIC FIBER	THERMOPLASTIC ELASTOMER	POLYURETHANE, GREEN COLOUR (SPECIAL COLOURS AVAILABLE ON REQUEST)	-40°C to +60°C
PH305 - SEWER JET - 2800 PSI	POLYHOSE PROPRIETARY PRODUCT	SEWER JETTING HOSE	ONE BRAID, SYNTHETIC FIBER AND ONE SPECIAL BRAID OF SYNTHETIC FIBER ARMORING	THERMOPLASTIC ELASTOMER	POLYURETHANE, YELLOW COLOUR	-40°C to +60°C
PH306 - SEWER JET - 3000 PSI	POLYHOSE PROPRIETARY PRODUCT	SEWER JETTING HOSE	ONE OR MORE BRAIDS OF SYNTHETIC FIBER AND ONE SPECIAL BRAID OF SYNTHETIC FIBER ARMORING	THERMOPLASTIC ELASTOMER	POLYURETHANE, BLUE COLOUR (SPECIAL COLOURS AVAILABLE ON REQUEST)	-40°C to +60°C
PH307 - SEWER JET - 3600 PSI	POLYHOSE PROPRIETARY PRODUCT	SEWER JETTING HOSE	DOUBLE BRAIDS OF SYNTHETIC FIBER AND ONE SPECIAL BRAID OF SYNTHETIC FIBER ARMORING	THERMOPLASTIC ELASTOMER	POLYURETHANE, BLUE COLOUR (SPECIAL COLOURS AVAILABLE ON REQUEST)	-40°C to +60°C
PH308 - SEWER JET - 3600 / 4000 PSI	POLYHOSE PROPRIETARY PRODUCT	SEWER JETTING HOSE	ONE OR MORE BRAIDS OF ARAMID FIBER AND ONE SPECIAL BRAID OF SYNTHETIC FIBER ARMORING	SPECIAL POLYURETHANE	POLYURETHANE, RED COLOUR (SPECIAL COLOURS AVAILABLE ON REQUEST)	-40°C to +60°C
PH342 - PAINT SPRAY - 1W	POLYHOSE PROPRIETARY PRODUCT	PAINT SPRAY HOSE	SINGLE BRAID OF STEEL WIRE	POLYAMIDE	POLYURETHANE, BLUE COLOUR, PIN PRICKING (OPTIONAL)	-40°C to +100°C
PH343 - PAINT SPRAY - 2W	POLYHOSE PROPRIETARY PRODUCT	PAINT SPRAY HOSE	DOUBLE BRAIDS OF STEEL WIRE	POLYAMIDE	POLYURETHANE, BLUE COLOUR, PIN PRICKING (OPTIONAL)	-40°C to +100°C
PH 344 - HIGH PRESSURE PAINT SPRAY	POLYHOSE PROPRIETARY PRODUCT	PAINT SPRAY HOSE	ONE OR MORE BRAIDS OF SYNTHETIC FIBER WITH ANTI-STATIC POLYMERIC LAYER	POLYAMIDE	POLYURETHANE, BLUE COLOUR (SPECIAL COLOURS AVAILABLE ON REQUEST)	-40°C to +100°C
PH 345 - HIGH PRESSURE PAINT SPRAY						
PH346 - VERY HIGH PRESSURE PAINT SPRAY	POLYHOSE PROPRIETARY PRODUCT	PAINT SPRAY HOSE	ONE OR MORE BRAIDS OF ARAMID FIBER WITH ANTI-STATIC POLYMERIC LAYER	POLYAMIDE	POLYURETHANE, BLUE COLOUR, PIN PRICKED (SPECIAL COLOURS AVAILABLE ON REQUEST)	-40°C to +100°C
PH347 - SUPER HIGH PRESSURE PAINT SPRAY	POLYHOSE PROPRIETARY PRODUCT	PAINT SPRAY HOSE	ONE OR MORE BRAIDS OF ARAMID FIBER WITH SINGLE BRAID OF STEEL WIRE	POLYAMIDE	POLYURETHANE, BLUE COLOUR (SPECIAL COLOURS AVAILABLE ON REQUEST)	-40°C to +100°C

HOSE SIZE Vs PRESSURE MATRIX (THERMOPLASTIC)

POLYHOSE PART NUMBER	DASH SIZE VS WORKING PRESSURE BAR																			PAGE NUMBER	
	-2	-3	-4	-5	-6	-7	-8	-10	-12	-14	-16	-18	-20	-24	-28	-32	-40	-48	-56		-64
PH148 - MEDIUM PRESSURE - R7 PH151 - MEDIUM PRESSURE - R7 (NON CONDUCTIVE)	210	210	190	175	155	-	140	105	90	-	70	-	70	-	-	-	-	-	-	-	53
PH149 - HIGH PRESSURE - R8 PH152 - HIGH PRESSURE - R8 (NON CONDUCTIVE)	420	350	350	300	280	-	245	200	165	-	140	-	100	-	-	-	-	-	-	-	53
PH353 - HIGH PRESSURE - R8 (2PB) PH357 - HIGH PRESSURE - R8 (2PB) (NON CONDUCTIVE)	-	350	350	290	280	-	245	190	155	-	140	-	-	-	-	-	-	-	-	-	54
PH194 -LOW TEMPERATURE - R18 PH195 -LOW TEMPERATURE - R18 (NON CONDUCTIVE)	-	210	210	210	210	-	210	210	210	-	210	-	-	-	-	-	-	-	-	-	54
PH348 - MEDIUM PRESSURE - 1WB	350	350	300	240	225	-	190	150	130	-	105	-	-	-	-	-	-	-	-	-	55
PH349 - HIGH PRESSURE - 2WB	-	450	430	380	330	-	270	250	215	-	165	-	-	-	-	-	-	-	-	-	55
PH358 - R7 COMPACT HOSE	-	230	230	230	230	-	200	-	-	-	-	-	-	-	-	-	-	-	-	-	56
PH761 - HYBRID HOSE - 1W	-	-	225	-	180	-	160	-	105	-	88	-	-	-	-	-	-	-	-	-	56
PH762 - HYBRID HOSE - 2W	-	-	400	-	330	-	275	250	215	-	165	-	-	-	-	-	-	-	-	-	56
PH301 - SEWER JET - 2500 PSI	-	175	175	-	175	-	175	175	175	-	175	-	175	-	-	-	-	-	-	-	57
PH302 - SEWER JET - 3000 PSI	210	210	210	-	210	-	210	210	210	-	210	-	210	-	-	-	-	-	-	-	57
PH303 - SEWER JET - 3600 PSI	-	280	280	-	280	-	280	-	250	-	250	-	-	-	-	-	-	-	-	-	58
PH304 - SEWER JET - 4000 PSI	-	-	345	-	280	-	280	280	280	-	280	-	250	-	-	-	-	-	-	-	58
PH305 - SEWER JET - 2800 PSI	-	-	-	-	-	-	190	-	190	-	190	-	-	-	-	-	-	-	-	-	59
PH306 - SEWER JET - 3000 PSI	-	-	-	-	-	-	-	-	210	-	210	-	-	-	-	-	-	-	-	-	59
PH307 - SEWER JET - 3600 PSI	-	-	-	-	-	-	-	250	250	-	-	-	-	-	-	-	-	-	-	-	60
PH308 - SEWER JET - 3600 / 4000 PSI	-	-	-	-	-	-	275	-	250	-	250	-	250	-	-	-	-	-	-	-	60
PH342 - PAINT SPRAY - 1W	-	350	320	275	250	-	190	160	120	-	100	-	-	-	-	-	-	-	-	-	61
PH343 - PAINT SPRAY - 2W	-	-	450	400	380	-	300	210	160	-	150	-	-	-	-	-	-	-	-	-	61
PH 344 - HIGH PRESSURE PAINT SPRAY	-	240	228	-	228	-	228	-	-	-	-	-	-	-	-	-	-	-	-	-	62
PH 345 - HIGH PRESSURE PAINT SPRAY	-	360	360	-	250	-	-	-	-	-	-	-	-	-	-	-	-	-	-	-	62
PH346 - VERY HIGH PRESSURE PAINT SPRAY	-	350	350	-	300	-	245	-	-	-	-	-	-	-	-	-	-	-	-	-	62
PH347 - SUPER HIGH PRESSURE PAINT SPRAY	-	-	700	-	700	-	520	-	345	-	300	-	-	-	-	-	-	-	-	-	63

HOSE SIZE Vs PRESSURE MATRIX (THERMOPLASTIC)

POLYHOSE PART NUMBER	STANDARD INDUSTRY SPECIFICATION	DESCRIPTION	CONSTRUCTION (REINFORCEMENT)	TUBE	COVER	TEMPERATURE RANGE
PH341 - PAINT & AGGRESSIVE CHEMICAL SPRAY - 1W	POLYHOSE PROPRIETARY PRODUCT	PAINT SPRAY HOSE	SINGLE BRAID OF STEEL WIRE	PTFE (POLYTETRA FLUOROETHYLENE)	POLYURETHANE, BLUE COLOUR, PIN PRICKED (SPECIAL COLOURS AVAILABLE ON REQUEST)	-40°C to +100°C
PH340 - PAINT & AGGRESSIVE CHEMICAL SPRAY - 2W	POLYHOSE PROPRIETARY PRODUCT	PAINT SPRAY HOSE	DOUBLE BRAID OF STEEL WIRE	PTFE (POLYTETRA FLUOROETHYLENE)	POLYURETHANE, BLACK COLOUR, PIN PRICKED (SPECIAL COLOURS AVAILABLE ON REQUEST)	-40°C to +100°C
PH721 / PH722 - FLUOROPOLYMER - LOW PRESSURE CONDUCTIVE / NON - CONDUCTIVE	POLYHOSE PROPRIETARY PRODUCT	PAINT SPRAY HOSE	SINGLE BRAID OF SYNTHETIC FIBER	FEP (FLUORINATED ETHYLENE PROPYLENE)	POLYURETHANE, TRANSPARENT	-40°C to +95°C
PH727 / PH728 - LOW PRESSURE CONDUCTIVE / NON - CONDUCTIVE	POLYHOSE PROPRIETARY PRODUCT	PAINT SPRAY HOSE	SINGLE BRAID OF SYNTHETIC FIBER	POLYAMIDE	POLYURETHANE, BLACK	-40°C to +95°C
PH729 / PH730 - LOW PRESSURE CONDUCTIVE / NON - CONDUCTIVE	POLYHOSE PROPRIETARY PRODUCT	PAINT SPRAY HOSE	SINGLE BRAID OF SYNTHETIC FIBER	POLYAMIDE	POLYURETHANE, TRANSPARENT	-40°C to +95°C
PH350 - VERY HIGH PRESSURE JACK HOSE	POLYHOSE PROPRIETARY PRODUCT	HIGH PRESSURE HOSE	DOUBLE BRAIDS OF STEEL WIRE.	THERMOPLASTIC ELASTOMER	POLYURETHANE, RED ORANGE COLOUR	-40°C to +100°C
PH351 - VERY HIGH PRESSURE JACK HOSE			ONE OR MORE BRAIDS OF ARAMID FIBER WITH ONE BRAID OF STEEL WIRE			
PH352 - VERY HIGH PRESSURE JACK HOSE - NON CONDUCTIVE	POLYHOSE PROPRIETARY PRODUCT	HIGH PRESSURE HOSE	TWO OR MORE BRAIDS OF ARAMID FIBER	THERMOPLASTIC ELASTOMER	POLYURETHANE, ORANGE COLOUR	-40°C to +100°C
PH751 - COMPACT JACK HOSE	POLYHOSE PROPRIETARY PRODUCT	HIGH PRESSURE HOSE	ONE OR MORE BRAIDS OF ARAMID FIBER WITH ONE BRAID OF STEEL WIRE	THERMOPLASTIC ELASTOMER	POLYURETHANE, BLACK COLOUR	-30°C to +70°C
PH395 - AIR BREATHING HOSE - 6000PSI	POLYHOSE PROPRIETARY PRODUCT	AIR BREATHING HOSE	ONE OR MORE BRAIDS OF ARAMID FIBER	NYLON	POLYURETHANE, BLACK COLOUR, PIN PRICKED	-40°C to +80°C
PH396 - AIR BREATHING HOSE - 7000PSI	POLYHOSE PROPRIETARY PRODUCT	AIR BREATHING HOSE	ONE OR MORE BRAIDS OF ARAMID FIBER	NYLON	POLYURETHANE, BLUE COLOR, PIN PRICKED	-40°C to +82°C
PH320 / PH321 LUBRICATION GREASE HOSE	POLYHOSE PROPRIETARY PRODUCT	LUBRICATION HOSE	ONE OR MORE BRAIDS OF SYNTHETIC FIBER	THERMOPLASTIC ELASTOMER	POLYURETHANE, BLACK COLOUR	-40°C to +60°C
PH322 - LUBRICATION GREASE HOSE			ONE OR MORE BRAIDS OF ARAMID FIBER			
PH734 - GREASE HOSE - LOW PRESSURE	POLYHOSE PROPRIETARY PRODUCT	LUBRICATION HOSE	SINGLE BRAID OF SYNTHETIC FIBER	THERMOPLASTIC ELASTOMER	POLYURETHANE, BLACK COLOUR	-40°C to +82°C
PH324 -ELECTRICALLY CONDUCTIVE COMPRESSED NATURAL GAS HOSE	CONFORMS TO NFPA 52	CNG HOSE	TWO OR MORE BRAIDS OF SYNTHETIC FIBER WITH ELECTRICALLY CONDUCTIVE LAYER	NYLON	POLYURETHANE, RED COLOUR, PIN PRICKED	-40°C to +80°C
PH325 -ELECTRICALLY CONDUCTIVE COMPRESSED NATURAL GAS	MEETS TO NFPA 52, ANSI/CSA NGV 4.2*CSA 12.52(CLASS A, CLASS D), ANSI NGV 3.1-2014* CSA 12.3 PART 22 FOR CLASS B AND CLASS C VEHICLE HOSES	CNG HOSE	MULTIPLE BRAIDS OF ARAMID AND WIRE	CONDUCTIVE POLYAMIDE TUBE	ABRASION, OZONE RESISTANT AND PIN-PRICKED POLYURETHANE - RED COLOUR	-40°C to +80°C
PH334 - REFRIGERATION HOSE	POLYHOSE PROPRIETARY PRODUCT	REFRIGERATION	SINGLE BRAID OF SYNTHETIC FIBER	POLYAMIDE / POLYESTER ELASTOMER	POLYESTER ELASTOMER / POLYURETHANE, BLACK COLOUR, PIN PRICKED	-45°C to +130°C
PH326 BEVERAGE DISPENSING HOSE	POLYHOSE PROPRIETARY PRODUCT	REFRIGERATION	SINGLE OR DOUBLE BRAID OF SYNTHETIC FIBER	THERMOPLASTIC ELASTOMER FOOD QUALITY AND FDA APPROVED	POLYURETHANE, BLACK COLOUR, PIN PRICKED	-40°C to +80°C
PH327 BEVERAGE DISPENSING HOSE			SINGLE BRAID OF STEEL WIRE			
PH328 BEVERAGE DISPENSING HOSE			SINGLE BRAID OF ARAMID FIBER			
PH354 - MICRO BORE	POLYHOSE PROPRIETARY PRODUCT	MICRO BORE	SINGLE BRAID OF SYNTHETIC FIBER	THERMOPLASTIC ELASTOMER	POLYURETHANE, BLACK COLOUR, PIN PRICKED UPON REQUEST	-40°C to +100°C
PH355 - MICRO BORE			SINGLE BRAID OF ARAMID FIBER			
PH392 - PILOT LINE HOSE	POLYHOSE PROPRIETARY PRODUCT	PILOT LINE	SINGLE BRAID OF SYNTHETIC FIBER	OIL AND WATER RESISTANT THERMOPLASTIC ELASTOMER	SPECIAL THERMOPLASTIC ELASTOMER RESISTANT TO OIL, WEATHER AND ABRASION , BLACK COLOUR, PIN PRICKED	-40°C to +100°C
PH758 - MOISTURE BLOK HOSE	POLYHOSE PROPRIETARY PRODUCT	MOISTURE BLOK HOSE	DOUBLE BRAIDS OF SYNTHETIC FIBER	POLYOLEFIN	POLYURETHANE ,BLUE COLOUR, PIN PRICKED	-40°C to +60°C
PH771 - CAB TILT HOSE	POLYHOSE PROPRIETARY PRODUCT	AUTOMOTIVE HOSE	ONE BRAID OF ARAMID FIBER WITH ONE BRAID OF SYNTHETIC FIBER	THERMOPLASTIC ELASTOMER	POLYURETHANE, BLACK COLOUR	-40°C to +100°C
PH772 - CLUTCH HOSE	POLYHOSE PROPRIETARY PRODUCT	AUTOMOTIVE HOSE	SINGLE BRAID OF STEEL WIRE	POLYAMIDE (PA11)	POLYURETHANE, BLACK COLOUR	-40°C to +100°C

HOSE SIZE Vs PRESSURE MATRIX (THERMOPLASTIC)

POLYHOSE PART NUMBER	DASH SIZE VS WORKING PRESSURE BAR																		PAGE NUMBER		
	-2	-3	-4	-5	-6	-7	-8	-10	-12	-14	-16	-18	-20	-24	-28	-32	-40	-48		-56	-64
PH341 - PAINT & AGGRESSIVE CHEMICAL SPRAY - 1W	-	350	320	275	250	-	200	-	-	-	-	-	-	-	-	-	-	-	-	-	63
PH340 - PAINT & AGGRESSIVE CHEMICAL SPRAY - 2W	-	-	350	-	350	-	350	-	200	-	-	-	-	-	-	-	-	-	-	-	64
PH721 / PH722 - FLUOROPOLYMER - LOW PRESSURE CONDUCTIVE / NON - CONDUCTIVE	-	-	20	-	15	-	10	-	-	-	-	-	-	-	-	-	-	-	-	-	64
PH727 / PH728 - LOW PRESSURE CONDUCTIVE / NON - CONDUCTIVE	-	-	20	17	15	-	12	-	-	-	-	-	-	-	-	-	-	-	-	-	65
PH729 / PH730 - LOW PRESSURE CONDUCTIVE / NON - CONDUCTIVE	-	-	20	17	15	-	-	-	-	-	-	-	-	-	-	-	-	-	-	-	65
PH350 - VERY HIGH PRESSURE JACK HOSE	-	-	700	-	700	-	500	-	-	-	-	-	-	-	-	-	-	-	-	-	66
PH351 - VERY HIGH PRESSURE JACK HOSE	-	700	700	-	700	-	700	-	350	-	300	-	-	-	-	-	-	-	-	-	
PH352 - VERY HIGH PRESSURE JACK HOSE - NON CONDUCTIVE	700	-	700	-	700	-	550	-	-	-	-	-	-	-	-	-	-	-	-	-	66
PH751 - COMPACT JACK HOSE	-	-	1034	-	1034	-	1034	-	-	-	-	-	-	-	-	-	-	-	-	-	67
PH395 - AIR BREATHING HOSE - 6000PSI	-	415	415	-	-	-	-	-	-	-	-	-	-	-	-	-	-	-	-	-	67
PH396 - AIR BREATHING HOSE - 7000PSI	-	483	483	-	-	-	-	-	-	-	-	-	-	-	-	-	-	-	-	-	67
PH320 / PH321 LUBRICATION GREASE HOSE	-	-	-	-	-	-	-	-	-	-	-	-	-	-	-	-	-	-	-	-	68
PH322 - LUBRICATION GREASE HOSE	400	-	-	-	-	-	-	-	-	-	-	-	-	-	-	-	-	-	-	-	
PH734 - GREASE HOSE - LOW PRESSURE	-	-	105	105	105	-	105	-	-	-	-	-	-	-	-	-	-	-	-	-	68
PH324 - ELECTRICALLY CONDUCTIVE COMPRESSED NATURAL GAS HOSE	-	-	345	-	276	-	-	-	-	-	-	-	-	-	-	-	-	-	-	-	69
PH325 - ELECTRICALLY CONDUCTIVE COMPRESSED NATURAL GAS	-	500	500	-	345	-	345	-	345	-	345	-	-	-	-	-	-	-	-	-	69
PH334 - REFRIGERATION HOSE	-	-	-	105	105	-	100	80	80	-	70	-	-	-	-	-	-	-	-	-	70
PH326 BEVERAGE DISPENSING HOSE	-	-	210	-	210	-	210	-	-	-	-	-	-	-	-	-	-	-	-	-	70
PH327 BEVERAGE DISPENSING HOSE	-	350	320	-	-	-	-	-	-	-	-	-	-	-	-	-	-	-	-	-	
PH328 BEVERAGE DISPENSING HOSE	420	350	350	-	-	-	350	-	-	-	-	-	-	-	-	-	-	-	-	-	
PH354 - MICRO BORE	250	-	-	-	-	-	-	-	-	-	-	-	-	-	-	-	-	-	-	-	71
PH355 - MICRO BORE	630	-	-	-	-	-	-	-	-	-	-	-	-	-	-	-	-	-	-	-	
PH392 - PILOT LINE HOSE	-	120	120	120	120	-	120	-	-	-	-	-	-	-	-	-	-	-	-	-	71
PH758 - MOISTURE BLOK HOSE	-	-	210	-	210	-	140	-	-	-	-	-	-	-	-	-	-	-	-	-	72
PH771 - CAB TILT HOSE	400	-	-	-	-	-	-	-	-	-	-	-	-	-	-	-	-	-	-	-	72
PH772 - CLUTCH HOSE	-	-	200	-	-	-	-	-	-	-	-	-	-	-	-	-	-	-	-	-	72

HOSE SIZE Vs PRESSURE MATRIX (THERMOPLASTIC)

POLYHOSE PART NUMBER	STANDARD INDUSTRY SPECIFICATION	DESCRIPTION	CONSTRUCTION (REINFORCEMENT)	TUBE	COVER	TEMPERATURE RANGE
PH179 - R14	SAE J517 - 100R14	PTFE HOSE	SINGLE BRAID OF 304 SERIES OF STAINLESS STEEL WIRE	SINTERED TUBE OF POLYTETRA FLUORO ETHYLENE (P.T.F.E)	-	-54°C to +260°C
PH311- (ELECTRICAL CONDUCTIVE) - R14	SAE J517 - 100R14	PTFE HOSE	SINGLE BRAID OF 304 SERIES OF STAINLESS STEEL WIRE	SINTERED TUBE OF POLYTETRA FLUORO ETHYLENE (P.T.F.E) (ELECTRICAL CONDUCTIVE)	-	-54°C to +260°C
PH313 - R14 INCREASED WALL	SAE J517 - 100R14	PTFE HOSE	SINGLE BRAID OF 304 SERIES OF STAINLESS STEEL WIRE	SINTERED TUBE OF POLYTETRA FLUORO ETHYLENE (P.T.F.E)	-	-54°C to +260°C
PH381 - R14 2W	EXCEEDS SAE J517 - 100R14 PRESSURE REQUIREMENTS	PTFE HOSE	DOUBLE BRAIDS OF 304 SERIES OF STAINLESS STEEL WIRE	SINTERED TUBE OF POLYTETRA FLUORO ETHYLENE (P.T.F.E)	-	-54°C to +260°C
PH382 - PTFE GAS HOSE	POLYHOSE PROPRIETARY PRODUCT	PTFE HOSE	DOUBLE BRAIDS OF 304 SERIES OF STAINLESS STEEL WIRE	SPECIAL QUALITY OF SINTERED TUBE OF POLYTETRAFLURO ETHYLENE (P.T.F.E)	-	-54°C to +204°C
PH370 - PTFE - CONVOLUTED HOSE	POLYHOSE PROPRIETARY PRODUCT	PTFE HOSE	SINGLE BRAID OF 304/316 SERIES OF STAINLESS STEEL WIRE	HELICALLY CONVOLUTED SINTERED TUBE OF POLYTETRA FLUROETHYLENE (P.T.F.E)	-	-54°C to +260°C
PH371 - PTFE - ELECTRICAL CONDUCTIVE CONVOLUTED HOSE	POLYHOSE PROPRIETARY PRODUCT	PTFE HOSE	SINGLE BRAID OF 304/316 SERIES OF STAINLESS STEEL WIRE	HELICALLY CONVOLUTED SINTERED TUBE OF POLYTETRA FLUROETHYLENE (P.T.F.E) (ELECTRICAL CONDUCTIVE)	-	-54°C to +260°C
PH782 - CONVOLUTED PTFE HOSE WITH HELIX WIRE AND STAINLESS STEEL STANDARD WALL	POLYHOSE PROPRIETARY PRODUCT	PTFE HOSE	SINGLE BRAID OF 304 OF STAINLESS STEEL WIRE	HELICALLY CONVOLUTED SINTERED TUBE OF POLYTETRA FLUROETHYLENE (P.T.F.E) EXTERNAL AISI 304 WIRE SUPPORT	-	-54°C to +260°C
PH783 - CONVOLUTED PTFE HOSE WITH HELIX WIRE AND POLYPROPYLENE YARN STANDARD WALL	POLYHOSE PROPRIETARY PRODUCT	PTFE HOSE	SINGLE BRAID OF POLYPROPYLENE YARN	HELICALLY CONVOLUTED SINTERED TUBE OF POLYTETRA FLURO ETHYLENE (P.T.F.E) EXTERNAL AISI 304 WIRE SUPPORT	-	-54°C to +180°C
PH785 - CONVOLUTED PTFE HOSE WITH POLYPROPYLENE YARN - STANDARD WALL	POLYHOSE PROPRIETARY PRODUCT	PTFE HOSE	SINGLE BRAID OF POLYPROPYLENE YARN	HELICALLY CONVOLUTED SINTERED TUBE OF POLYTETRA FLURO ETHYLENE (P.T.F.E)	-	-54°C to +180°C
PH775 - GAS HOSE - ARAMID	POLYHOSE PROPRIETARY PRODUCT	PTFE HOSE	ONE OR MORE BRAIDS OF ARAMID FIBER WITH ONE BRAID OF 304 STAINLESS STEEL WIRE. THICKER WALL IN PTFE CORE GUARANTEES MINIMUM DIFFUSION AND MAKING IDEAL FOR GAS APPLICATIONS	SINTERED TUBE OF POLYTETRA FLUROETHYLENE (P.T.F.E)	-	-54°C to +260°C
PH776 - GAS HOSE - 1W	POLYHOSE PROPRIETARY PRODUCT	PTFE HOSE	SINGLE BRAID OF 304 STAINLESS STEEL WIRE. THICKER WALL IN PTFE CORE GUARANTEES MINIMUM DIFFUSION AND MAKING IDEAL FOR GAS APPLICATIONS	SINTERED TUBE OF POLYTETRA FLUROETHYLENE (P.T.F.E)	-	-54°C to +260°C
PH777 - BRAKE FLUID HOSE	POLYHOSE PROPRIETARY PRODUCT	PTFE HOSE	SINGLE BRAID OF 304 SERIES OF STAINLESS STEEL WIRE	SINTERED TUBE OF POLYTETRA FLUROETHYLENE (P.T.F.E)	PVC / PU (POLYURETHANE) NEON GREEN	-54°C to +260°C
PH778 - NITROGEN GAS HOSE	POLYHOSE PROPRIETARY PRODUCT	PTFE HOSE	DOUBLE BRAIDS OF 316L STAINLESS STEEL WIRE	SINTERED TUBE OF POLYTETRA FLUROETHYLENE (P.T.F.E)	NEOPRENE, BLACK	-54°C to +260°C
PH765 - MEDIUM PRESSURE FLURO-COMP HOSE	POLYHOSE PROPRIETARY PRODUCT	PTFE HOSE	ONE OR TWO BRAIDS OF FIBER GLASS YARN	POLYTETRAFLUROETHYLENE (PTFE)	-	-54°C to +260°C
PH902 - 2 SPIRALS OF HIGH TENSILE STEEL WIRE	POLYHOSE PROPRIETARY PRODUCT	UHP HOSE	2 SPIRALS OF HIGH TENSILE STEEL WIRE	I.D 3MM - 8MM POLYOXY METHYLENE (POM) I.D 10MM - 25MM POLYAMIDE (PA)	POLYAMIDE (PA) - GREEN	-30°C to +60°C
PH902P - 2 SPIRALS OF HIGH TENSILE STEEL WIRE, 1 BRAID OF STEEL WIRE	POLYHOSE PROPRIETARY PRODUCT	UHP HOSE	2 SPIRALS OF HIGH-TENSILE STEEL WIRE ,1 BRAID OF STEEL WIRE	POLYAMIDE (PA)	POLYURETHANE (PUR) - BLACK	-30°C to +60°C
PH902Q - 4 SPIRALS OF HIGH TENSILE STEEL WIRE, 2 DENSE AND 2 OPEN LAYERS	POLYHOSE PROPRIETARY PRODUCT	UHP HOSE	4 SPIRALS OF HIGH-TENSILE STEEL WIRE, 2 DENSE AND 2 OPEN LAYERS	POLYAMIDE (PA)	POLYURETHANE (PUR) - BLACK COLOUR	-30°C to +60°C
PH902QL - 4 SPIRALS OF HIGH TENSILE STEEL WIRE, 2 DENSE AND 2 OPEN LAYERS					POLYURETHANE (PUR) - SILVER COLOUR	
PH902QZ - 4 SPIRALS OF HIGH TENSILE STEEL WIRE, 2 DENSE AND 2 OPEN LAYERS						
PH903 - 2 SPIRALS OF HIGH TENSILE STEEL WIRE, 1 BRAID OF G.I STEEL WIRE	POLYHOSE PROPRIETARY PRODUCT	UHP HOSE	2 SPIRALS OF HIGH-TENSILE STEEL WIRE ,1 BRAID OF G.I STEEL WIRE	POLYTETRAFLURO ETHYLENE (PTFE)	-	-70°C to +200°C
PH904 - 4 SPIRALS OF HIGH TENSILE STEEL WIRE	POLYHOSE PROPRIETARY PRODUCT	UHP HOSE	4 SPIRALS OF HIGH TENSILE STEEL WIRE	I.D 3MM - 10MM POLYOXY METHYLENE (POM) I.D 13MM - 25MM POLYAMIDE (PA)	POLYAMIDE (PA) - GREY	-30°C to +60°C
PH904R - 4 SPIRALS OF HIGH TENSILE STEEL WIRE	POLYHOSE PROPRIETARY PRODUCT	UHP HOSE	4 SPIRALS OF HIGH TENSILE STEEL WIRE	POLYAMIDE (PA)	POLYAMIDE (PA) - RED	-30°C to +60°C

HOSE SIZE Vs PRESSURE MATRIX (THERMOPLASTIC)

POLYHOSE PART NUMBER	DASH SIZE VS WORKING PRESSURE BAR																			PAGE NUMBER
	-2	-3	-4	-5	-6	-7	-8	-10	-12	-14	-16	-18	-20	-24	-28	-32	-40	-48	-56	
PH179 - R14	-	225	210	210	175	165	140	120	88	75	62	62	44	-	-	-	-	-	-	88
PH311- (ELECTRICAL CONDUCTIVE) - R14	-	225	210	210	175	165	140	120	88	75	62	62	44	-	-	-	-	-	-	88
PH313 - R14 INCREASED WALL	-	-	-	180	-	165	-	120	88	70	-	-	-	-	-	-	-	-	-	89
PH381 - R14 2W	-	310	260	250	245	230	190	160	110	95	80	75	60	-	-	-	-	-	-	89
PH382 - PTFE GAS HOSE	-	-	365	315	300	-	265	235	200	-	150	-	-	-	-	-	-	-	-	90
PH370 - PTFE - CONVOLUTED HOSE	-	-	175	160	150	-	135	100	80	60	55	-	45	35	-	25	-	-	-	90
PH371 - PTFE - ELECTRICAL CONDUCTIVE CONVOLUTED HOSE	-	-	175	160	150	-	135	100	80	60	55	-	45	35	-	25	-	-	-	91
PH782 - CONVOLUTED PTFE HOSE WITH HELIX WIRE AND STAINLESS STEEL STANDARD WALL	-	-	-	-	90	-	80	75	60	-	40	-	40	35	-	25	-	-	-	91
PH783 - CONVOLUTED PTFE HOSE WITH HELIX WIRE AND POLYPROPYLENE YARN STANDARD WALL	-	-	-	-	-	-	20	15	15	-	15	-	10	10	-	10	-	-	-	92
PH785 - CONVOLUTED PTFE HOSE WITH POLYPROPYLENE YARN - STANDARD WALL	-	-	-	-	-	-	20	15	15	-	15	-	10	10	-	10	-	-	-	92
PH775 - GAS HOSE - ARAMID	-	-	415	-	350	-	-	-	-	-	-	-	-	-	-	-	-	-	-	92
PH776 - GAS HOSE - 1W	233	207	190	170	155	140	125	-	-	-	-	-	-	-	-	-	-	-	-	93
PH777 - BRAKE FLUID HOSE	321	276	205	-	-	-	-	-	-	-	-	-	-	-	-	-	-	-	-	93
PH778 - NITROGEN GAS HOSE	-	-	365	-	285	-	240	210	180	135	-	-	-	-	-	-	-	-	-	94
PH765 - MEDIUM PRESSURE FLUORO-COMP HOSE	-	-	54	54	54	54	-	-	-	-	-	-	-	-	-	-	-	-	-	94
PH902 - 2 SPIRALS OF HIGH TENSILE STEEL WIRE	1000	1040	1000	900	690	-	690	-	520	-	440	-	-	-	-	-	-	-	-	96
PH902P - 2 SPIRALS OF HIGH TENSILE STEEL WIRE, 1 BRAID OF STEEL WIRE	-	-	1120	-	-	-	-	-	-	-	-	-	-	-	-	-	-	-	-	96
PH902Q - 4 SPIRALS OF HIGH TENSILE STEEL WIRE, 2 DENSE AND 2 OPEN LAYERS	-	-	1280	1040	1100	-	1040	-	760	-	640	-	-	-	-	-	-	-	-	97
PH902QL - 4 SPIRALS OF HIGH TENSILE STEEL WIRE, 2 DENSE AND 2 OPEN LAYERS	-	-	1200	-	-	-	-	-	-	-	-	-	-	-	-	-	-	-	-	
PH902QZ - 4 SPIRALS OF HIGH TENSILE STEEL WIRE, 2 DENSE AND 2 OPEN LAYERS	-	-	-	1040	-	-	1040	-	-	-	-	-	-	-	-	-	-	-	-	
PH903 - 2 SPIRALS OF HIGH TENSILE STEEL WIRE, 1 BRAID OF G.I STEEL WIRE	-	-	500	475	450	-	450	400	300	-	275	-	250	-	-	-	-	-	-	97
PH904 - 4 SPIRALS OF HIGH TENSILE STEEL WIRE	2000	1800	1500	1500	1500	-	1300	1040	1040	-	900	-	-	-	-	-	-	-	-	98
PH904R - 4 SPIRALS OF HIGH TENSILE STEEL WIRE	-	-	-	-	-	-	1400	-	-	-	-	-	-	-	-	-	-	-	-	98

HOSE SIZE Vs PRESSURE MATRIX (THERMOPLASTIC)

POLYHOSE PART NUMBER	STANDARD INDUSTRY SPECIFICATION	DESCRIPTION	CONSTRUCTION (REINFORCEMENT)	TUBE	COVER	TEMPERATURE RANGE
PH906 - 6 SPIRALS OF HIGH TENSILE STEEL WIRE	POLYHOSE PROPRIETARY PRODUCT	UHP HOSE	6 SPIRALS OF HIGH TENSILE STEEL WIRE	I.D 3MM TO 10MM POLYOXY METHYLENE (POM) I.D 13MM TO 25MM POLYAMIDE (PA)	POLYAMIDE (PA) - DARK BLUE	-30°C to +60°C
PH906R - 6 SPIRALS OF HIGH TENSILE STEEL WIRE	POLYHOSE PROPRIETARY PRODUCT	UHP HOSE	6 SPIRALS OF HIGH TENSILE STEEL WIRE	POLYOXYMETHYLENE (POM)	POLYAMIDE (PA) - RED	-30°C to +60°C
PH908 - 8 SPIRALS OF HIGH TENSILE STEEL WIRE	POLYHOSE PROPRIETARY PRODUCT	UHP HOSE	8 SPIRALS OF HIGH TENSILE STEEL WIRE	POLYOXYMETHYLENE (POM)	POLYAMIDE (PA) - YELLOW	-30°C to +60°C
PH360 - PNEUMATIC TOOL HOSE	POLYHOSE PROPRIETARY PRODUCT. EXCEEDS IS 446 1987 TYPE - 2	PVC HOSE	DOUBLE BRAIDS OF SYNTHETIC FIBER	PLASTICIZED PVC, BLACK	THERMO-COMPOUND, BLACK COLOUR	-10°C to +60°C
PH361 - SUPER SPRAY HOSE	POLYHOSE PROPRIETARY PRODUCT	PVC HOSE	DOUBLE BRAIDS OF SYNTHETIC FIBER	PLASTICIZED PVC, BLACK	THERMO-COMPOUND, YELLOW COLOUR	-10°C to +60°C
PH362- WELDING HOSE	POLYHOSE PROPRIETARY PRODUCT EXCEEDS IS 447 1987 - TYPE 2	PVC HOSE	SINGLE BRAID OF SYNTHETIC FIBER	PLASTICIZED PVC, BLACK	HYPER FLAME RETARDANT THERMO-COMPOUND, RED / BLUE COLOUR	-10°C to +60°C
PH365 - AIR / WATER HOSE	POLYHOSE PROPRIETARY PRODUCT EXCEEDS IS 446-1980 - TYPE 3 & IS 446-1980-TYPE 1	PVC HOSE	SINGLE BRAID OF SYNTHETIC FIBER	PLASTICIZED PVC, BLACK	ABRASION RESISTANT THERMO-COMPOUND, BLACK COLOUR	-10°C to +60°C
PH365L - AIR / WATER - LIGHT DUTY	POLYHOSE PROPRIETARY PRODUCT	PVC HOSE	SINGLE BRAID OF SYNTHETIC FIBER	PLASTICIZED PVC, BLACK	ABRASION RESISTANT THERMO-COMPOUND, BLACK COLOUR	-10°C to +60°C
PH367 - P.V.C BRAIDED HOSE	POLYHOSE PROPRIETARY PRODUCT	PVC HOSE	SINGLE BRAID OF SYNTHETIC FIBER	PLASTICIZED PVC, TRANSPARENT	THERMO-COMPOUND, TRANSPARENT	-10°C to +60°C
PH367L - P.V.C BRAIDED HOSE - LIGHT DUTY	POLYHOSE PROPRIETARY PRODUCT	PVC HOSE	SINGLE BRAID OF SYNTHETIC FIBER	PLASTICIZED PVC, TRANSPARENT	THERMO-COMPOUND, TRANSPARENT	-10°C to +60°C
PH368 - MUTIPURPOSE HOSE	POLYHOSE PROPRIETARY PRODUCT	PVC HOSE	SINGLE BRAID OF SYNTHETIC FIBER	PLASTICIZED PVC, BLACK	ABRASION RESISTANT THERMO-COMPOUND, BLACK COLOUR	-10°C to +60°C

HOSE SIZE Vs PRESSURE MATRIX (THERMOPLASTIC)

POLYHOSE PART NUMBER	DASH SIZE VS WORKING PRESSURE BAR																			PAGE NUMBER	
	-2	-3	-4	-5	-6	-7	-8	-10	-12	-14	-16	-18	-20	-24	-28	-32	-40	-48	-56		-64
PH906 - 6 SPIRALS OF HIGH TENSILE STEEL WIRE	2800	2500	-	2100	1920	-	1800	1520	1400	-	1400	-	-	-	-	-	-	-	-	-	99
PH906R - 6 SPIRALS OF HIGH TENSILE STEEL WIRE	-	2800	2800	2500	-	-	2000	-	-	-	-	-	-	-	-	-	-	-	-	-	99
PH908 - 8 SPIRALS OF HIGH TENSILE STEEL WIRE	-	3200	3200	3200	-	-	2800	2000	-	-	-	-	-	-	-	-	-	-	-	-	100
PH360 - PNEUMATIC TOOL HOSE	-	-	20	20	20	-	20	-	20	-	20	-	-	-	-	-	-	-	-	-	101
PH361 - SUPER SPRAY HOSE	-	-	-	40	40	-	-	-	-	-	-	-	-	-	-	-	-	-	-	-	101
PH362- WELDING HOSE	-	15	15	15	15	-	15	-	-	-	-	-	-	-	-	-	-	-	-	-	101
PH365 - AIR / WATER HOSE	-	-	16	16	16	-	16	-	10	-	10	-	-	-	-	-	-	-	-	-	102
PH365L - AIR / WATER - LIGHT DUTY	-	-	16	16	16	-	16	-	10	-	10	-	-	-	-	-	-	-	-	-	102
PH367 - P.V.C BRAIDED HOSE	-	-	30	30	30	-	25	22	22	-	15	-	-	-	-	-	-	-	-	-	103
PH367L - P.V.C BRAIDED HOSE - LIGHT DUTY	-	-	30	30	30	-	25	-	22	-	15	-	-	-	-	-	-	-	-	-	103
PH368 - MUTIPURPOSE HOSE	-	-	20	20	20	-	-	20	20	-	20	-	-	-	-	-	-	-	-	-	103

CHEMICAL RESISTANCE CHART

Fluid or material conveyed	Chloroprene	EPDM	NBR	SBR	UHMWPE	XLPE	Polyamide	Polyester	PTFE	PU
Acetaldehyde	C	E	E	X	X	X	X	X	E	X
Acetic Acid, glacial	F	G	G	X	X	X	X	X	E	X
Acetic Acid 10%	E	E	E	F	F	F	F	F	E	X
Acetic Acid 50%	F	E	E	F	F	F	F	F	E	X
Acetic Anhydride	G	G	G	X	X	X	X	X	E	X
Acetone	C	E	E	C	C	C	C	C	E	X
Acetone cyanohidrin	G	E	E	-	-	-	-	-	-	-
Acetophenone	X	E	E	X	X	X	X	X	-	-
Acetyl Acetone	X	E	E	X	X	X	X	X	-	-
Acetyl chloride	X	X	X	X	X	X	X	X	-	-
Acetylene	E	E	E	F	F	F	F	F	E	F
Acetylene dichloride	X	C	C	X	X	X	X	X	-	-
Acrolein	G	E	E	F	F	F	F	F	-	-
Acrylonitrile	X	E	E	F	F	F	F	F	E	X
Adipic Acid	E	C	C	X	X	X	X	X	E	E
Air 60°C	E	E	E	E	E	E	E	E	-	-
Air 160°C	G	G	G	X	X	X	X	X	-	-
Allyl acetate	-	-	-	-	-	-	-	-	-	-
Allyl Alcohol	E	E	E	E	E	E	E	E	-	-
Allyl bromide	X	X	X	-	-	-	-	-	-	-
Allyl chloride	X	X	X	E	E	E	E	E	-	-
Aluminium acetate	C	E	E	X	X	X	X	X	-	-
Aluminium chloride	E	E	E	E	E	E	E	E	E	G
Aluminium fluoride	E	E	E	E	E	E	E	E	-	-
Aluminium hydroxide	E	E	E	G	G	G	G	G	-	-
Aluminium nitrate	E	E	E	E	E	E	E	E	-	-
Aluminium sulfate	G	E	E	G	G	G	G	G	E	G
Aminobenzene	X	C	C	X	X	X	X	X	-	-
Aminoethanol	-	E	E	F	F	F	F	F	-	-
Ammonia anhydrous	X	X	X	X	X	X	X	X	-	-
Ammonia sol. 10%	E	E	E	F	F	F	F	F	E	X
Ammonia sol. 50%	E	E	E	F	F	F	F	F	-	-
Ammonium chloride	E	E	E	E	E	E	E	E	E	G
Ammonium hidroxide	E	E	E	X	X	X	X	X	E	X
Ammonium nitrate	E	E	E	E	E	E	E	E	E	X
Ammonium phosphate	E	E	E	E	E	E	E	E	E	-
Ammonium sulphate	E	E	E	G	G	G	G	G	E	G
Ammonium sulphite	E	E	E	G	G	G	G	G	-	-
Ammonium thiosulph	E	E	E	-	-	-	-	-	-	-
Amyl acetate	X	C	C	X	X	X	X	X	E	X
Amyl acetone	X	G	G	-	-	-	-	-	-	-
Amyl alcohol	C	E	E	G	G	G	G	G	E	X
Amylamine	G	X	X	-	-	-	-	-	-	-
Amyl bromide	X	C	C	-	-	-	-	-	-	-
Amyl chloride	X	X	X	X	X	X	X	X	-	-
Amyl oleate	-	-	-	-	-	-	-	-	-	-
Amyl phenol	-	-	-	-	-	-	-	-	-	-
Amyl phthalate	-	G	G	-	-	-	-	-	-	-

C: CONDITIONAL E: EXCELLENT F: FAIR G : GOOD X: UNSATISFACTORY

Fluid or material conveyed	Chloroprene	EPDM	NBR	SBR	UHMWPE	XLPE	Polyamide	Polyester	PTFE	PU
Anethole	X	X	X	-	-	-	-	-	-	-
Aniline	X	C	X	X	E	E	F	X	E	X
Animal fats	C	C	E	X	E	E	G	-	E	-
Antimony pentachlorid	C	C	X	-	E	E	X	-	-	-
Acqua regia	X	C	X	X	X	X	X	X	E	X
Aromatic tar	-	-	G	-	G	E	-	-	-	-
Arsenic acid	E	E	E	E	E	E	-	-	-	-
Ascorbic acid	-	-	-	-	E	E	-	-	-	-
Asphalt 80°C	-	-	E	-	F	X	-	-	-	-
Asphalt 130°C	-	-	X	-	X	X	-	-	-	-
ASTM OIL n°1	E	X	E	X	E	E	E	E	E	E
ASTM OIL n°2	C	X	E	X	E	E	E	E	E	G
ASTM OIL n°3	C	X	E	X	E	E	E	G	E	E
ASTM FUEL A	C	X	E	X	-	-	E	E	E	G
ASTM FUEL B	X	X	C	X	-	-	E	E	E	G
ASTM FUEL C	X	X	C	X	-	-	E	G	E	F
Banana Oil	X	C	X	-	-	-	-	-	-	-
Barium carbonate	E	E	E	E	E	E	-	-	-	-
Barium chloride	E	E	E	E	E	E	G	F	E	E
Barium hydroxide	E	E	E	E	E	E	G	G	E	X
Barium sulfide	E	E	E	G	E	E	-	-	-	-
Beer	E	E	E	E	E	E	-	G	E	-
Beet sugar liquors	C	E	E	E	E	E	-	-	-	-
Benzal chloride	-	-	X	-	-	-	-	-	E	-
Benzaldehyde	X	E	X	X	E	E	E	G	E	X
Benzene	C	C	X	X	F	E	G	G	E	X
Benzene carboxylic ac	E	C	X	-	-	-	-	-	-	-
Benzene sulfon ac 10%	-	-	-	-	E	E	-	-	-	-
Benzine petrol ether	X	X	E	X	E	E	-	-	-	-
Benzine petrol naphtha	X	X	E	X	E	E	-	-	-	-
Benzoic acid	E	C	X	X	-	-	G	-	G	-
Benzoic aldehide	-	F	-	X	E	E	-	-	-	-
Benzotrighloride	X	E	X	X	-	-	-	-	-	-
Benzyl acetate	E	E	X	X	-	-	-	-	-	-
Benzyl alcohol	C	C	X	X	-	-	F	X	G	X
Benzyl chloride	X	X	X	X	-	-	-	-	-	-
Bichromate of soda	-	-	-	-	E	E	-	-	-	-
Black sulphate liquor	G	G	G	G	E	E	-	-	-	-
Bleach (2-12% chlorine)	-	-	-	-	F	E	-	-	-	-
Boric acid	E	E	E	E	E	E	F	G	E	E
Bordeaux mixture	-	E	-	-	E	E	-	-	-	-
Brine	E	E	E	-	E	E	-	-	-	-
Bromic acid	-	-	-	-	X	X	-	-	-	G
Bromine	X	X	X	X	X	X	X	X	E	X
Bromobenzene	X	X	X	X	X	X	-	-	-	-
Bromochloromethane	X	G	X	-	F	F	-	-	-	-
Bromoethane	X	X	C	X	E	E	-	-	-	-
Bromotoluene	-	-	X	-	-	-	-	-	-	-
Bunker oil	G	X	E	X	-	-	-	-	-	-

C: CONDITIONAL E: EXCELLENT F: FAIR G : GOOD X: UNSATISFACTORY

Fluid or material conveyed	Chloroprene	EPDM	NBR	SBR	UHMWPE	XLPE	Polyamide	Polyester	PTFE	PU
Butadiene	X	X	X	X	E	E	-	-	-	-
Butane	E	X	E	X	E	E	G	E	E	X
Butanoic acid	X	C	C	-	-	C	-	-	-	-
Butanol	E	C	E	E	E	E	F	G	E	X
Butanone	X	E	X	X	E	E	G	E	E	X
Butoxiethanol	X	E	C	-	-	E	-	-	-	-
Butyl acetate	X	C	X	X	E	E	G	G	E	X
Butyl acrylate	X	C	X	X	E	E	-	-	-	-
Butyl alcohol	E	C	E	E	E	E	X	X	E	G
Butyl aldehyde	X	C	X	X	E	E	-	-	-	-
Butyl amine	-	F	F	-	E	E	-	-	-	-
Butyl benzene	-	-	-	-	E	E	-	-	-	-
Butyl bromide	X	X	X	X	-	F	-	-	-	-
Butyl benzoate	-	-	-	-	-	E	-	-	-	-
Butyl butyrate	-	-	-	-	-	F	-	-	-	-
Butyl carbitol	X	E	X	X	-	-	-	-	-	-
Butyl cellosolve	X	C	C	X	E	E	-	-	-	-
Butyl chloride	X	X	X	-	-	-	-	-	-	-
Butyl ether	C	C	X	X	E	E	-	-	-	-
Butyl ether acetaldehy	X	X	X	-	-	E	-	-	-	-
Butyl ethil ether	X	F	G	-	-	-	-	-	-	-
Butyl glycol	-	F	-	-	E	E	-	-	-	-
Butyl oleate	X	C	X	X	-	-	-	-	-	-
Butyl phenol	-	-	-	-	E	E	-	-	-	-
Butyl phthalate	X	E	X	X	E	E	-	-	-	-
Butyl stearate	X	X	C	X	E	E	-	-	-	-
Butylene	C	X	C	X	-	-	-	-	-	-
Butyraldehyde	X	C	X	X	E	E	-	-	-	-
Butyric acid	X	C	C	X	E	E	-	-	-	-
Butyric anhydride	G	E	C	-	-	-	-	-	-	-
Cadmiun acetate	-	-	X	-	-	-	-	-	-	-
Calcium aluminate	-	-	E	-	-	-	-	-	-	-
Calcium Bichromate	E	E	C	-	-	-	-	-	-	-
Calcium bisulphite	E	E	C	G	-	-	-	-	-	-
Calcium carbonate	E	E	E	E	E	E	-	-	-	-
Calcium chloride	E	E	E	E	E	E	G	E	E	E
Calcium hydroxide	E	E	E	E	E	E	E	F	E	X
Calcium hypochlorite	C	E	C	X	E	E	E	F	E	F
Calcium nitrate	E	E	E	E	-	-	E	E	E	X
Calcium sulphate	E	E	E	X	-	-	-	G	E	-
Calcium sulfide	E	E	E	X	-	-	-	-	-	-
Calcium acetate	C	E	C	X	-	-	-	-	-	-
Caprylic acid	-	-	F	-	-	-	-	-	-	-
Carbamide	G	E	G	-	E	E	-	-	-	-
Carbitol	C	C	C	E	E	E	-	-	-	-
Carbolic acid phenol	-	-	-	-	-	-	-	-	-	-
Carbon dioxide	G	G	E	G	E	E	F	E	E	X
Carbon disulfide	X	X	X	-	C	C	F	F	E	X
Carbonic acid	E	E	C	G	E	E	F	E	E	X

C: CONDITIONAL E: EXCELLENT F: FAIR G: GOOD X: UNSATISFACTORY

Fluid or material conveyed	Chloroprene	EPDM	NBR	SBR	UHMWPE	XLPE	Polyamide	Polyester	PTFE	PU
Carbon tetrachloride	X	X	X	-	E	E	X	X	E	X
Carbon tetrafluoride	-	-	-	-	E	E	-	-	-	-
Castor oil	E	C	E	E	E	E	F	F	E	F
Caustic potash	F	E	F	F	E	E	-	-	-	-
Caustic soda	G	G	C	E	E	E	-	-	-	-
Cellosolve	-	F	F	-	E	E	-	-	-	-
Cellosolve acetate	X	G	X	X	E	E	-	-	-	-
Chlorinated solvents	X	X	X	X	E	E	-	-	-	-
Chlorine (dry)	X	X	X	X	F	F	-	-	E	-
Chlorine (wet)	X	X	X	X	F	F	-	-	E	-
Chlorine trifluoride	X	X	X	X	F	F	-	-	-	-
Chloroacetic acid	X	C	X	X	E	E	F	X	E	X
Chloroacetone	X	E	X	X	E	E	-	-	-	-
Chlorobenzene	X	X	X	X	E	E	E	X	E	F
Chlorobenzol	-	X	-	X	E	E	-	-	-	-
Chlorobromomethane	-	-	-	-	E	E	-	-	-	-
Chlorobutane	X	X	X	-	-	-	-	-	-	-
Chloroform	X	X	X	X	F	F	-	-	E	-
Chloropentane	X	X	X	-	-	-	-	-	-	-
Chlorosulfonic acid	X	X	X	X	X	F	X	X	E	X
Chlorotoluence	X	X	X	X	-	-	-	-	-	-
Chrome plating solutio	X	C	X	X	-	-	-	-	-	-
Chromic acid	X	C	X	X	E	E	X	X	E	X
Chromosulfuric acid	X	X	X	X	X	F	-	-	-	-
Citric acid	E	E	E	E	E	E	G	G	E	X
Coal oil	X	X	E	X	E	E	E	E	E	F
Coal tar	C	X	C	X	E	E	-	-	-	-
Coconut oil	C	C	E	X	E	E	-	-	-	-
Coke oven gas	X	X	X	X	E	E	-	-	-	-
Copper chloride	C	E	E	E	E	E	-	-	-	-
Copper cyanide	E	E	E	E	E	E	-	G	-	-
Copper hydrate	-	-	G	-	-	-	-	-	-	-
Copper hydroxide	-	-	G	-	-	-	-	-	-	-
Copper nitrate	E	E	-	E	E	E	-	G	-	-
Copper sulphate	E	E	E	G	E	E	-	G	-	-
Corn oil	C	C	E	X	E	E	-	-	-	-
Cottonseed oil	C	C	E	X	E	E	-	G	E	-
Cresosote	C	X	C	X	E	E	X	G	E	X
Cresols	X	X	X	X	E	E	X	X	E	X
Cresylic acid	X	X	X	X	E	E	-	-	-	-
Crotonaldehyde	X	E	X	F	E	E	-	-	-	-
Crude oil	C	X	C	X	E	E	-	-	-	-
Cumene	X	X	X	X	-	-	-	-	-	-
Cupric carbonate	-	-	-	-	-	-	-	-	-	-
Cupric nitrate	E	C	C	-	E	E	-	-	-	-
Cupric sulphate	E	E	E	G	-	E	-	-	-	-
Cutting oil	C	X	E	X	-	-	-	-	E	-
Cyclohexane	E	X	C	X	E	E	F	E	E	F
Cyclohexanol	C	X	G	X	E	E	F	G	E	-

C: CONDITIONAL E: EXCELLENT F: FAIR G: GOOD X: UNSATISFACTORY

CHEMICAL RESISTANCE CHART

Fluid or material conveyed	Chloroprene	EPDM	NBR	SBR	UHMWPE	XLPE	Polyamide	Polyester	PTFE	PU
Cyclohexanone	X	C	X	E	E	E	F	F	E	X
Cyclopentane	C	X	G	-	E	-	G	F	-	-
Cyclopentanol	-	-	-	-	-	-	-	-	-	-
Cyclopentanone	-	-	X	-	E	-	-	-	-	-
Decahydronaphthalene	X	X	X	E	E	E	G	-	E	-
Decalin	X	X	X	E	-	E	G	-	E	-
Decanol	-	F	E	E	E	E	-	-	-	-
Decyl alcohol	X	X	E	-	E	-	-	-	-	-
Decyl aldehyde	-	X	X	-	E	-	-	-	-	-
Decyl butyl phthalate	-	-	X	-	E	-	-	-	-	-
Decyl carbinol	-	-	-	-	E	E	-	-	-	-
Denatured alcohol	E	E	-	E	E	E	G	-	E	-
Detergents (water)	F	E	E	E	-	E	-	-	-	-
Developer sol. (photo)	E	-	E	E	-	E	-	-	-	-
Diacetone alcohol	F	E	X	E	-	E	G	-	-	-
Diamylamine	C	E	G	-	-	-	-	-	-	-
Diamylene	X	X	-	-	E	-	-	-	-	-
Diamyl naphalene	-	-	-	E	-	E	-	-	-	-
Diamyl Phenol	X	-	X	E	E	E	-	-	-	-
Dibenzyl ether	X	C	X	-	-	-	-	-	-	-
Dibromobenzene	X	X	X	X	-	X	-	-	-	-
Dibromoethane	X	C	X	-	E	-	-	-	-	-
Dibutyl ether	C	C	X	E	-	E	-	-	-	-
Dibutyl Phthalate	X	C	X	E	E	E	F	F	E	X
Dibutyl sebacate	X	C	X	E	E	E	-	-	-	-
Dibutyl amine	C	F	X	-	E	-	-	-	-	-
Dicalcium phosphate	E	E	E	-	-	-	-	-	-	-
Dichloroacetic acid	X	-	X	E	E	E	-	-	-	-
Dichlorobenzene	X	X	X	-	E	-	E	X	E	X
Dichlorobutane	X	X	C	-	-	-	-	-	-	-
Dichlorodifluorometh	C	C	C	G	-	E	-	-	-	-
Dichloroethane	X	X	X	-	-	-	-	-	-	-
Dichloroethylene	X	C	X	F	-	F	G	X	E	G
Dichloroethyl ether	X	X	X	-	-	-	-	-	-	-
Dichlorohexane	X	X	X	-	E	-	-	-	-	-
Dichloromethane	X	X	X	-	E	-	-	-	-	-
Dichloropentane	X	X	X	-	E	-	-	-	-	-
Dichloropropane	X	X	F	G	E	G	-	-	-	-
Dichloropropene	X	X	C	G	-	G	-	-	-	-
Diesel oil	C	X	E	E	-	E	G	X	E	G
Diethanolmine	G	G	C	-	-	-	G	-	E	-
Diethylamine	G	G	C	-	-	-	-	-	-	-
Diethyl Carbinol	-	E	-	E	E	E	-	-	-	-
Diethyl ether	X	X	X	E	E	E	-	-	-	-
Diethyl ketone	X	G	X	E	-	E	-	-	-	-
Diethyl oxalate	X	X	X	-	E	-	-	-	-	-
Diethyl phthalate	X	F	X	E	C	E	-	-	-	-
Diethyl sebacate	X	F	C	-	E	-	-	-	-	-

C: CONDITIONAL E: EXCELLENT F: FAIR G: GOOD X: UNSATISFACTORY

Fluid or material conveyed	Chloroprene	EPDM	NBR	SBR	UHMWPE	XLPE	Polyamide	Polyester	PTFE	PU
Diethyl sul fate	E	E	X	E	-	-	-	-	-	-
Diethylamine	C	C	C	G	E	E	-	-	-	-
Diethylene glycol	E	E	E	E	E	E	-	-	-	-
Dihydroxydiethylene	E	E	E	-	E	E	-	-	-	-
Diisobutyl ketone	X	E	X	X	E	E	-	-	-	-
Diisodecyl phthalate	X	E	X	-	E	E	-	-	-	-
Diisooctyl adipate	X	E	X	-	-	-	-	-	-	-
Diisooctyl phthalate	X	E	X	-	E	E	-	-	-	-
Diisopropyl amine	-	-	-	F	E	E	-	-	-	-
Dimethyl amine	X	E	F	X	E	E	-	-	-	-
Dimethyl benzene	X	X	X	X	-	-	-	-	-	-
Dimethyl carbinol	G	E	C	-	E	E	-	-	-	-
Dimethyl ether	-	-	-	X	E	E	-	-	-	-
Dimethyl formamide	-	-	-	-	E	E	G	X	X	X
Dimethyl ketone	C	E	X	F	E	E	-	-	-	-
Dimethyl phenol	X	X	X	X	-	-	-	-	-	-
Dimethyl phthalate	X	C	X	X	E	E	-	-	-	-
Dimethyl sul fate	X	X	X	-	E	E	G	X	X	X
Dimethyl sulfoxide	-	-	-	X	E	E	-	-	-	-
Dinitrobenzene	-	-	-	X	E	E	-	-	-	-
Diocetyl adipate	-	-	E	X	E	E	-	-	-	-
Diocetyl phthalate	-	-	-	X	E	E	-	-	-	-
Dioxane	X	C	X	X	E	E	G	-	E	-
Dioxolane	-	X	-	X	E	E	-	-	-	-
Dipentene	X	X	C	X	-	-	-	-	-	-
Diphenyl phthalate	-	-	-	X	E	E	-	-	-	-
Dipropylamine	-	F	F	F	E	E	-	-	-	-
Dipropylene glycol	E	E	E	-	-	-	-	-	-	-
Disodium phosphate	-	E	E	E	E	E	-	-	-	-
Divinyl benzene	X	X	X	X	E	E	-	-	-	-
Dodecyl benzene	X	X	X	X	E	E	-	-	-	-
Dowper	-	X	F	X	E	E	-	-	-	-
Dowtherm A and E	X	X	X	X	-	-	-	-	-	-
Dry cleaning fluids	X	X	C	X	-	-	-	-	-	-
Ethanol	E	E	C	E	E	E	E	G	E	X
Ethanol amine	C	E	C	X	-	-	-	-	-	-
Ethyl acetate	X	C	X	X	E	E	E	G	E	X
Ethyl acetoacetate	X	C	X	F	-	-	-	-	-	-
Ethyl acetone	X	G	X	-	-	-	-	-	-	-
Ethyl acrylate	X	C	X	X	-	-	-	-	-	-
Ethyl aldehyde	X	E	X	-	E	E	-	-	-	-
Ethyl Al dichloride	-	-	-	X	E	E	-	-	-	-
Ethyl amine	F	F	-	-	E	E	-	-	-	-
Ethyl benzene	X	X	X	X	E	E	G	-	-	-
Ethyl bromide	X	X	C	X	E	E	-	-	-	-
Ethyl butyl alcohol	-	-	X	-	-	-	-	-	-	-
Ethyl butyl amine	-	E	F	F	E	E	-	-	-	-
Ethyl butyl ketone	-	F	-	X	E	E	-	-	-	-

C: CONDITIONAL E: EXCELLENT F: FAIR G: GOOD X: UNSATISFACTORY

CHEMICAL RESISTANCE CHART

Fluid or material conveyed	Chloroprene	EPDM	NBR	SBR	UHMWPE	XLPE	Polyamide	Polyester	PTFE	PU
Ethylbutyraldehyde	-	-	-	X	E	E	-	-	-	-
Ethyl butyrate	-	-	-	X	E	E	-	-	-	-
Ethyl cellulose	C	C	-	G	E	E	-	-	-	-
Ethyl chloride	-	C	E	G	E	E	E	X	E	F
Ethyl dichloride	-	X	X	X	E	E	-	-	-	-
Ethyl ether	X	X	X	X	E	E	-	-	-	-
Ethyl formate	2	C	-	X	-	-	-	-	-	-
Ethyl iodide	X	F	X	-	E	E	-	-	-	-
Ethyl phthalate	X	F	X	-	E	E	-	-	-	-
Ethylene chlorohydrine	C	C	X	G	-	-	X	X	E	X
Ethylene diamine	E	E	C	G	E	E	-	-	-	-
Ethylene dibromide	X	C	X	X	F	F	-	-	-	-
Ethylene dichloride	X	X	X	X	F	F	F	X	E	X
Ethylene glycol	E	E	E	E	E	E	E	E	E	G
Ethylene oxide gas	-	X	-	-	E	E	-	-	-	-
Fatty acids	C	X	C	X	G	E	-	-	-	-
Ferric bromide	-	-	E	-	-	-	-	-	-	-
Ferric chloride	C	E	E	E	E	-	X	F	E	E
Ferric nitrate	E	E	E	E	E	-	E	G	E	E
Ferric sulfate	E	E	E	E	E	-	E	F	E	G
Ferrous acetate	X	G	X	-	-	-	-	-	-	-
Ferrous chloride	E	E	E	-	E	-	-	G	E	-
Ferrous hydroxide	-	X	-	X	E	E	-	-	-	-
Ferrous sulfate	E	E	E	E	E	-	E	E	E	G
Fluoboric acid	E	E	-	E	E	E	-	-	-	-
Fluorosilicic acid	E	E	E	G	E	E	-	-	-	-
Formaldehyde	C	C	C	G	E	E	F	F	E	X
Formalin	G	E	G	G	E	E	G	-	-	-
Formic acid	C	E	C	E	E	E	X	X	E	X
Freon SO2	F	-	-	-	E	E	-	-	-	-
Freon 12	C	C	C	E	G	F	E	E	E	G
Freon 22	X	C	X	E	E	F	E	X	E	X
Fuel B (ASTM)	X	X	C	X	-	-	-	-	-	-
Fuel C (ASTM)	X	X	E	X	E	E	-	-	-	-
Fuel oil	C	X	E	X	E	E	-	-	E	-
Furan	X	X	X	X	E	E	-	-	-	-
Furfural	X	C	X	X	E	E	F	G	E	X
Furfuryl alcohol	X	C	X	X	E	E	-	-	-	-
Gallic acid	C	C	C	G	E	E	E	G	E	X
Gas, coke	-	-	F	X	-	-	-	-	-	-
Gas, liquified petrol	X	X	F	X	E	E	-	-	-	-
Gasoline	-	X	E	X	E	E	E	E	E	E
Gluconic acid	E	-	C	-	-	-	-	-	-	-
Glucose	C	E	E	E	E	E	G	-	E	-
Glycerine	E	E	E	E	E	E	E	E	E	X
Glycols	E	E	E	E	E	E	G	-	E	-
Glycolic acid	E	E	F	-	G	G	-	-	-	-

C: CONDITIONAL E: EXCELLENT F: FAIR G: GOOD X: UNSATISFACTORY

Fluid or material conveyed	Chloroprene	EPDM	NBR	SBR	UHMWPE	XLPE	Polyamide	Polyester	PTFE	PU
EthyGlycil alcohol	-	-	-	-	E	E	-	-	-	-
Grease	F	X	E	X	E	E	E	E	E	E
Green sulphate liquor	F	E	E	G	E	E	-	-	-	-
Halon 1211	E	-	E	-	E	-	-	-	-	-
Helium	E	E	E	E	E	E	E	E	E	E
Heptanal	C	C	E	X	E	E	-	-	-	-
Heptane	C	X	E	X	E	E	E	G	E	G
Heptane carboxyl acid	-	-	-	X	E	E	-	-	-	-
Hexaldehyde	C	C	X	X	E	E	-	-	-	-
Hexane	C	X	E	X	E	E	G	E	E	G
Hexanol	C	C	C	E	E	E	-	-	-	-
Hexene	C	X	C	X	E	E	-	-	-	-
Hexyl alcohol	C	C	C	E	E	E	-	-	-	-
Hexylamine	G	G	F	G	E	E	-	-	-	-
Hexylene glycol	E	F	C	G	E	E	-	-	-	-
Hexyl methyl ketone	C	G	X	X	E	E	-	-	-	-
Hydraulic oil	-	X	E	X	E	E	G	-	E	G
Hydrazine	C	E	C	G	E	E	-	-	-	-
Hydrobromic acid	C	E	X	X	E	E	X	X	E	X
Hydrochloric acid 15%	-	E	-	X	E	E	G	G	E	X
Hydrocl.ac.37% (cold)	-	E	-	X	E	E	-	-	-	-
Hydrocl.ac.37% (hot)	-	X	-	X	E	E	-	-	-	-
Hydrocyanic acid	C	E	C	G	E	E	X	X	E	X
Hydrofluoric acid cold	-	X	-	X	E	E	-	-	-	-
Hydrofluoric acid hot	-	X	-	X	E	E	-	-	-	-
Hydrofluosilicic acid	C	E	X	G	E	E	-	-	-	-
Hydrogen dioxide 10%	-	-	-	X	E	E	-	-	-	-
Hydrogen gas	E	E	E	G	E	E	E	E	E	E
Hydrogen perox 10%	F	G	F	X	E	E	-	-	-	-
Hydrogen perox > 10%	-	-	-	X	E	E	-	-	-	-
Hydrogen sulfide	E	E	X	X	E	E	X	E	E	X
Iodine	C	C	C	G	E	E	-	C	-	-
Iron acetate	-	G	-	X	E	E	-	-	-	-
Iron salts	E	E	E	E	E	E	G	-	-	-
Isoamyl acetate	-	G	-	X	E	E	-	-	-	-
Isoamyl alcohol	-	E	E	E	E	E	-	-	-	-
Isoamyl bromide	-	X	-	X	E	E	-	-	-	-
Isobutane	-	X	E	X	E	E	G	-	-	C
Isobutyl acetate	X	-	-	X	E	E	-	-	E	X
Isobutyl aldehyde	-	G	X	X	E	E	-	-	-	-
Isobutyl amine	X	G	X	G	E	E	-	-	-	-
Isobutyl bromide	X	X	X	X	-	E	-	-	-	-
Isobutyl carbinol	E	E	E	E	E	E	-	-	-	-
Isobutyl chloride	X	X	X	X	-	E	-	-	-	-
Isobutylene	X	X	G	X	E	E	-	-	-	-
Isobutyl ether	X	X	G	X	E	E	-	-	E	G
Isooctane	C	X	E	X	E	E	E	E	E	E
Isopentane	X	X	E	X	E	E	-	-	-	-
Isopropanol amine	-	-	G	G	E	E	-	-	-	-

C: CONDITIONAL E: EXCELLENT F: FAIR G: GOOD X: UNSATISFACTORY

CHEMICAL RESISTANCE CHART

Fluid or material conveyed	Chloroprene	EPDM	NBR	SBR	UHMWPE	XLPE	Polyamide	Polyester	PTFE	PU
Isopropyl acetate	X	C	X	X	E	E	E	F	E	X
Isopropyl alcohol	C	E	C	E	E	E	E	F	E	X
Isopropyl amine	-	E	G	G	E	E	-	-	-	-
Isopropyl benzene	X	X	-	X	E	E	-	-	-	-
Isopropyl ether	X	X	G	X	E	E	-	-	E	G
Isopropyl toluene	X	X	X	X	E	E	-	-	-	-
Jet fuels	C	X	C	X	E	E	-	-	-	-
Kerosene	C	X	E	X	E	E	E	E	E	G
Ketones	C	E	C	E	E	E	E	X	E	X
Laquers solvents	X	X	X	X	E	E	E	X	E	X
Lactic acid (cold)	C	C	C	G	G	G	-	-	-	-
Lactic acid (hot)	C	C	E	X	E	E	E	G	E	F
Lard	C	C	E	X	E	G	E	G	E	F
Lauryl alcohol	-	E	E	E	E	E	-	-	-	-
Lead sulfate	E	E	E	E	E	E	-	-	-	-
Lime bleach	C	E	C	E	E	E	-	-	E	-
Lime sulfur	E	E	E	C	E	E	-	-	-	-
Linoleic acid	C	X	C	X	E	E	-	-	E	-
Linseed oil	E	C	E	X	E	E	G	-	E	-
Liquid Petroleum Gas	G	X	E	X	E	E	E	G	E	F
Lubricating oils	C	X	C	X	E	E	-	-	-	-
Lye solutions	G	G	C	G	E	E	-	-	-	-
Magnesium acetate	X	G	X	X	E	E	-	-	-	-
Magnesium chloride	E	E	E	E	E	E	E	G	E	E
Magnesium hydrate	C	E	C	G	E	E	G	F	E	X
Magnesium hydroxide	C	E	C	G	E	E	G	F	E	X
Magnesium sulfate	E	E	E	G	E	E	-	G	E	-
Maleic acid	X	C	X	X	E	E	F	-	E	X
Maleic anhydride	X	C	X	X	E	E	-	-	E	-
Malic acid	C	C	E	G	C	C	-	-	-	-
Manganese sulphate	-	E	-	G	E	E	-	-	-	-
Manganese sulphite	-	E	-	G	E	E	-	-	-	-
M.E.K	-	G	-	X	E	E	-	-	-	-
Mercury	E	E	E	E	E	E	G	-	E	-
Mesityl oxide	-	C	-	X	E	E	-	-	-	-
Methallyl alcohol	E	E	E	E	E	E	-	-	-	-
Methanecarboxylic acid	G	X	-	X	E	E	-	-	-	-
Methanoic acid	E	E	G	E	E	E	-	-	-	-
Methanol	E	E	C	E	E	E	E	G	E	X
Methoxy ethanol	-	E	X	X	E	E	-	-	-	-
Methyl acetate	C	C	X	X	E	E	E	G	E	X
Methyl acetone	X	E	X	X	E	E	-	-	-	-
Methyl alcohol	E	E	E	E	E	E	-	-	-	-
Methyl allyl alcohol	-	E	x	E	E	E	-	-	-	-
Methyl allyl acetate	-	-	-	X	E	E	-	-	-	-
Methyl allyl chloride	-	-	-	X	G	E	E	X	X	X
Methyl amyl acetate	X	-	-	X	G	E	-	-	-	-

C: CONDITIONAL E: EXCELLENT F: FAIR G : GOOD X: UNSATISFACTORY

Fluid or material conveyed	Chloroprene	EPDM	NBR	SBR	UHMWPE	XLPE	Polyamide	Polyester	PTFE	PU
Methyl amyl carbinol	G	E	G	E	E	E	-	-	-	-
Methyl benzene	X	X	X	X	G	G	-	-	-	-
Methyl bromide	X	X	C	X	E	E	E	X	E	X
Methyl butane	-	X	G	X	-	E	-	-	-	-
Methyl butanol	-	E	E	E	E	E	-	-	-	-
Methyl butyl ketone	-	G	-	X	E	E	-	-	-	-
Methyl carbitol	-	-	-	X	E	E	-	-	-	-
Methyl cellosolve	-	G	3	X	E	E	-	-	-	-
Methyl chloride	X	C	X	X	F	F	E	G	E	E
Methyl cyclohexane	X	X	X	X	E	E	-	-	-	-
Methylene bromide	X	X	C	X	E	E	E	X	E	X
Methylene chloride	X	C	X	X	F	F	E	X	E	X
Methyl ethyl ketone	X	E	X	X	E	E	E	G	E	X
Methyl hexanol	E	E	E	E	E	E	-	-	-	-
Methyl hexanone	X	G	X	X	E	E	-	-	-	-
Methyl isobut carbinol	X	C	X	G	E	E	-	-	-	-
Methyl methacrylate	-	X	-	X	E	E	F	-	E	X
Methyl n amyl chetone	-	-	-	X	E	E	-	-	-	-
Methyl propyl ether	X	X	X	X	E	E	-	-	-	-
Methyl salicylate	X	C	X	X	E	E	-	-	-	-
Methyl ter butyl ether	-	-	-	XX	E	E	-	-	-	-
Methyl 1,2-pentanediol	-	-	-	X	E	E	-	-	-	-
Methylene bromide	X	X	C	X	E	E	E	X	E	X
Methylene chloride	X	C	X	X	F	F	E	X	E	X
Methyl isobutyl cheton	3	X	X	X	E	E	-	-	-	-
Mineral Spirits	C	X	E	X	E	E	-	-	-	-
Molten sulphur	E	E	G	G	-	-	-	-	-	-
Monobutyl ether	C	C	G	X	E	E	-	-	-	-
Monochloroacetic acid	C	G	X	X	E	E	-	-	-	-
Monochlorobenzene	X	X	X	X	F	F	-	-	-	-
Monochlorodifluormet	X	X	-	X	E	E	-	-	-	-
Monoethanol amine	G	C	G	G	E	E	-	-	-	-
Monoethyl amine	G	C	G	G	E	E	-	-	-	-
MTBE (ter butyl metil Ether)	-	-	-	X	-	E	-	-	-	-
Muriatic acid	C	F	C	X	E	E	G	-	E	-
Naphta	G	X	C	X	E	E	-	-	-	-
Naphtalene	X	X	X	X	E	E	E	E	E	F
Naphtenic acid	C	X	C	X	E	E	-	-	-	-
Natural gas	E	X	E	F	E	E	E	G	E	F
Neohexane	G	X	E	X	E	E	-	-	-	-
Nickel acetate	G	E	C	X	E	E	-	-	E	X
Nickel chloride	C	E	E	E	E	E	X	X	E	X
Nickel nitrate	E	E	E	E	E	E	-	-	-	-
Nickel sulphate	E	E	E	G	E	E	-	-	-	-
Nitric acid 10%	G	E	X	X	E	E	X	X	E	X
Nitric acid 20%	X	E	X	X	E	E	-	-	-	-
Nitric acid 30%	X	F	X	X	G	G	-	-	-	-

C: CONDITIONAL E: EXCELLENT F: FAIR G : GOOD X: UNSATISFACTORY

Fluid or material conveyed	Chloroprene	EPDM	NBR	SBR	UHMWPE	XLPE	Polyamide	Polyester	PTFE	PU
Nitric acid 40%	X	X	-	X	E	E	-	-	-	-
Nitric acid 40-60%	X	X	-	X	G	G	-	-	-	-
Nitric acid - fuming	X	X	-	X	X	X	-	-	-	-
Nitrobenzene	X	C	X	X	E	E	X	X	E	X
Nitrogen gas	E	E	E	E	E	E	G	-	E	-
Nitromethane	C	C	X	C	E	E	-	-	E	X
Nitrous oxide gas	C	E	X	E	E	E	-	-	E	-
Nitrocellulose	-	-	-	-	E	E	-	-	-	-
Nitropropane	-	-	-	-	E	E	-	-	-	-
Nonenes	-	X	G	X	E	E	-	-	-	-
Octadecanoic acid	-	X	G	X	E	E	-	-	-	-
Octane	-	X	E	X	E	E	G	E	E	X
Octanol	C	C	C	E	E	E	-	-	-	-
Octyl acetate	C	G	C	X	E	E	-	-	-	-
Octyl alcohol	C	C	C	E	E	E	-	-	E	X
Octyl aldehyde	-	-	X	X	E	E	-	-	-	-
Octyl amine	G	G	F	G	E	E	-	-	-	-
Octyl carbinol	E	E	E	E	E	E	-	-	-	-
Octylene glycol	E	E	E	E	E	E	-	-	-	-
Oil - petroleum	G	X	E	X	G	G	-	-	-	-
Oleic acid	G	X	G	X	E	E	E	X	E	X
Oleum	X	X	X	X	X	X	G	-	-	-
Olive oil	G	G	E	X	E	E	-	-	-	-
Orthodichlorobenzene	E	X	E	X	G	G	X	-	-	-
Orthodichlorobenzol	X	X	X	X	E	E	-	-	-	-
Orthoxylene	X	X	X	X	E	E	-	-	-	-
Oxalic acid	G	E	G	G	E	E	G	-	E	-
Oxygen	-	E	G	G	E	E	E	G	E	E
Ozone	F	E	X	X	E	E	X	G	E	E
Paint	-	G	G	X	E	E	-	-	-	-
Palmitic acid	G	C	E	G	E	E	X	E	E	E
Papermakers alum	G	C	E	G	E	E	-	-	-	-
Paraffin	G	X	E	X	X	X	G	-	-	-
Paraldehyde	G	E	C	X	E	E	-	-	-	-
Paraxylene	X	X	X	X	E	E	-	-	-	-
Pelargonic acid	-	-	G	X	E	E	-	-	-	-
Pentachloroethene	X	X	X	X	E	E	G	X	E	X
Pentadione	-	-	-	X	E	E	-	-	-	-
Pentane	G	X	E	X	E	E	G	-	-	X
Pentanone	-	-	-	X	E	E	-	-	-	-
Pentasol	G	-	C	G	E	E	-	-	-	-
Perchloric acid	X	-	X	X	E	E	X	X	E	X
Perchloroethylene	X	X	X	X	E	E	G	X	E	X
Petroleum crude	X	X	E	X	E	E	-	-	-	-
Petroleum ether	X	X	G	X	E	E	G	-	-	-
Petroleum oils	-	X	E	X	E	E	-	-	-	-
Phenol	-	X	X	X	E	E	X	X	E	X
Phenolsulphonic acid	-	X	-	X	E	E	-	-	-	-
Phenylamine	-	-	-	X	E	E	-	-	-	-

C: CONDITIONAL E: EXCELLENT F: FAIR G: GOOD X: UNSATISFACTORY

Fluid or material conveyed	Chloroprene	EPDM	NBR	SBR	UHMWPE	XLPE	Polyamide	Polyester	PTFE	PU
Phenyl chloride	E	E	E	E	E	E	-	-	-	-
Phenylhydrazine	X	G	X	G	E	E	-	-	-	-
Phosphoric acid 10%	G	E	-	E	E	E	G	X	E	X
Phosphoric acid 10-85%	E	E	E	G	E	E	-	-	-	-
Picric acid (alcoholic)	-	G	-	G	E	E	-	-	G	-
Pine oil	X	X	E	X	E	E	G	-	E	-
Pinene	C	X	C	X	E	E	-	-	-	-
Polyethylene glycol	E	E	E	E	E	E	-	-	-	-
Polyol ester	X	X	G	X	E	E	-	-	-	-
Polypropylene glycol	E	E	E	E	E	E	-	-	E	G
Potassium acetate	E	E	E	G	E	E	G	G	G	-
Potassium bisulfate	E	E	E	G	E	E	-	-	-	-
Potassium carbonate	E	E	E	E	E	E	E	G	E	X
Potassium chloride	E	E	E	E	E	E	E	X	E	G
Potassium chromate	G	E	E	G	E	E	G	G	E	G
Potassium cyanide	E	E	E	E	E	E	E	E	G	E
Potassium dichromate	E	E	G	E	E	E	G	G	E	G
Potassium hydroxide	G	E	G	G	E	E	-	-	E	-
Potassium nitrate	E	E	E	E	E	E	G	-	E	-
Potassium permanganate	-	-	-	-	E	E	-	-	-	-
Potassium silicate	E	E	E	E	E	E	-	-	-	-
Propane	E	X	E	X	E	E	E	G	E	F
Propanediol	G	E	-	E	E	E	-	-	-	-
Propanol	-	E	-	E	E	E	-	-	-	-
Propanolamine	-	-	-	-	E	E	-	-	-	-
Propanone	X	E	X	G	E	E	-	-	-	-
Propenenitrile	X	X	X	X	X	E	-	-	-	-
Propionic acid	-	G	-	-	E	E	-	-	-	-
Propyl acetate	-	G	-	X	E	E	-	-	-	-
Propyl alcohol	-	E	E	E	E	E	-	X	E	E
Propyl aldehyde	X	X	X	X	X	X	-	-	-	-
Propyl benzene	X	3	X	X	E	E	-	-	-	-
Propyl chloride	F	F	X	X	E	E	-	-	-	-
Propyl ether	-	-	-	-	E	E	-	-	-	-
Propylene	X	X	X	X	E	E	-	-	-	-
Propylene dichloride	X	X	X	X	E	E	G	G	E	G
Propylene glycol	X	C	X	X	X	X	-	-	-	-
Red oil	F	F	1	X	E	E	-	-	-	-
Resorcinol	E	G	C	G	E	E	-	-	-	-
Richfield A, 100%	-	-	-	-	E	E	-	-	-	-
Richfield D, 33%	-	-	-	-	E	E	-	-	-	-
Sea water	E	E	E	E	E	E	E	E	E	X
Sewage	C	G	E	G	E	E	-	-	-	-
Silicate esters	E	X	G	C	E	E	G	F	E	E
Silicate of soda	E	E	E	E	E	E	-	-	-	-
Silicone grease	E	E	E	E	E	E	E	E	E	E
Silicone oil	E	E	E	E	E	E	G	G	E	E
Silver nitrate	E	E	E	X	E	E	G	G	E	X
Skydrol 500B	X	E	X	X	E	E	E	G	E	X

C: CONDITIONAL E: EXCELLENT F: FAIR G: GOOD X: UNSATISFACTORY

CHEMICAL RESISTANCE CHART

Fluid or material conveyed	Chloroprene	EPDM	NBR	SBR	UHMWPE	XLPE	Polyamide	Polyester	PTFE	PU
Soap solutions	G	E	E	X	E	E	G	E	E	F
Soda ash	E	E	E	X	E	E	-	-	-	-
Soda, caustic	-	G	-	G	E	E	-	-	-	-
Soda lime	G	-	G	E	E	E	-	-	-	-
Sodium acetate	C	E	G	X	E	E	G	-	E	X
Sodium aluminate	E	E	E	G	E	E	-	-	-	-
Sodium bicarbonate	E	E	E	E	E	E	G	-	E	-
Sodium bisulphate	E	E	E	G	E	E	-	-	-	-
Sodium bisulphite	E	E	E	G	E	E	-	-	-	-
Sodium borate	E	E	E	E	E	E	-	-	-	-
Sodium chloride	E	E	E	E	E	E	G	G	E	G
Sodium cyanide	E	E	E	E	E	E	-	-	-	-
Sodium dichromate	F	E	-	G	E	E	-	-	-	-
Sodium Hypochlorite	G	G	X	G	E	E	-	-	-	-
Sodium metaphosphate	E	E	E	E	E	E	-	-	-	-
Sodium nitrate	G	E	C	G	E	E	G	G	E	G
Sodium perborate	G	E	C	G	E	E	-	-	-	-
Sodium peroxide	G	E	C	G	E	E	X	G	E	X
Sodium silicate	E	E	E	E	E	E	-	-	-	-
Sodium Thiosulfate	E	E	E	-	E	E	G	-	-	-
Soybean oil	E	C	E	X	E	E	-	-	-	-
Stannic chloride	G	E	E	E	E	E	E	E	E	E
Steam, max 176°C	X	E	X	X	X	X	-	-	-	-
Stearic acid	G	G	G	G	E	E	E	G	E	E
Stoddarts solvent	X	X	X	X	F	F	-	-	-	-
Styrene	X	X	X	X	F	F	E	G	E	G
Sulphamic acid	G	E	C	G	E	E	-	-	-	-
Sulphonic acid	X	X	X	X	E	E	-	-	-	-
Sulphur	-	X	-	X	E	E	G	-	E	-
Sulphur dioxide	C	E	X	G	G	E	X	X	E	X
Sulphur trioxide	X	X	X	X	X	X	-	-	-	-
Sulphydic acid (H2S)	X	X	X	X	E	E	-	-	-	-
Sulphuric acid 25%	C	E	C	F	E	E	-	G	E	-
Sulphuric acid 50%	E	E	E	X	E	E	-	-	-	-
Sulphuric acid 75%	X	X	X	X	E	E	-	-	-	-
Sulphuric acid 96%	X	X	X	X	E	E	-	-	-	-
Sulphuric acid 98%	X	X	X	X	G	G	-	-	-	-
Sulphuric acid - fuming	X	X	X	X	X	X	-	-	-	-
Sulphurous acid 10%	C	E	E	G	E	E	X	E	E	X
Sulphurous acid 85%	-	E	-	X	E	E	-	-	-	-
Tall oil	C	E	E	E	E	E	-	-	-	-
Tallow	-	X	E	X	E	E	G	-	-	-
Tannic acid	E	E	E	G	E	E	E	E	E	E
Tar	X	X	X	X	X	X	G	G	E	G
Tartaric acid	X	G	G	G	E	E	E	G	E	E
Tertiary butyl alcohol	-	C	C	G	E	E	-	-	E	X
Tertiary butyl mercapt	-	X	X	X	X	X	-	-	E	X
Tetrachlorobenzene	X	X	X	X	G	G	-	-	-	-

C: CONDITIONAL E: EXCELLENT F: FAIR G: GOOD X: UNSATISFACTORY

Fluid or material conveyed	Chloroprene	EPDM	NBR	SBR	UHMWPE	XLPE	Polyamide	Polyester	PTFE	PU
Tetrachloroetane	X	X	X	X	F	F	-	-	-	-
Tetrachloroethylene	X	X	C	X	F	F	F	-	E	X
Tetrachloromethane	X	X	X	X	E	E	G	X	E	X
Tetrachloronaphthalene	X	X	X	X	E	E	-	-	-	-
Tetrahydrofuran	X	X	X	X	X	X	G	-	-	C
Tin chloride	C	E	E	E	E	E	G	-	-	-
Toluene	-	X	X	X	E	E	G	C	E	C
Toluidine	X	X	C	X	F	X	-	-	-	-
Toluol	X	X	X	X	E	E	G	-	E	-
Transformer oil	X	X	X	X	E	E	G	-	E	G
Tributyl amine	G	-	G	G	E	E	-	-	-	-
Trichloroacetic acid	-	G	-	X	E	E	X	X	E	X
Trichlorobenzene	X	X	X	X	G	G	-	-	-	-
Trichloroethane	X	X	X	X	G	G	-	-	E	-
Trichloroethylene	X	X	X	X	F	F	G	X	E	X
Trichloropropane	X	X	X	X	F	F	G	X	E	X
Tricresyl phosphate	E	-	E	X	E	E	-	-	-	-
Triethanolamine	F	E	E	G	E	E	-	-	-	-
Triethylamine	G	G	F	X	E	E	-	-	-	-
Triethylene glycol	-	E	C	E	E	E	-	-	-	-
Trimethylamine	C	E	C	G	E	E	-	-	-	-
Trinitrotoluene	X	E	X	E	G	G	-	-	-	-
Trioctyl phosphate	-	-	-	X	E	E	-	-	-	-
Tung oil	C	X	E	X	E	E	G	G	E	F
Turpentine	X	X	X	X	E	E	E	G	E	X
Urea	G	E	G	E	E	E	E	G	E	G
Vegetable oils	C	F	F	E	E	E	G	-	E	G
Vinegar	G	E	G	G	E	E	E	F	E	X
Vinyl acetate	C	G	C	X	X	X	-	-	-	-
Vinyl benzene	X	X	C	X	X	F	-	-	-	-
Vinyl chloride	X	X	X	X	E	E	G	-	E	-
Vinyl cyanide	X	X	X	X	G	G	-	-	-	-
Vinyl ether	-	X	-	X	E	E	-	-	-	-
Vinyl Trichloride	-	X	-	X	G	G	-	-	-	-
Water	G	E	E	E	E	E	E	E	E	E
White oil	G	X	E	X	E	E	-	-	E	E
Wines	-	-	E	E	E	E	-	G	E	-
Wood oil	G	X	E	X	E	E	G	G	E	F
Xylene	X	X	X	X	G	G	G	F	E	X
Zinc acetate	E	E	E	E	E	E	-	-	-	-
Zinc chloride	E	E	E	E	E	E	G	F	E	G
Zinc chromate	E	E	E	-	E	E	-	-	-	-
Zinc sulphate	E	E	E	E	E	E	-	G	E	-

C: CONDITIONAL E: EXCELLENT F: FAIR G: GOOD X: UNSATISFACTORY



PHIR



PHIP



PHTO

Polyhose

Polyhose Towers, No 86 Mount Road, 8th Floor - Western Wing, Guindy,
Chennai 600 032

Tel: +91 44 66200900, +91 44 22200275

E-mail : info@polyhose.com

Website : www.polyhose.com